

H3-MABA-011052

5-300MHz 75Ω 2:1 Balun

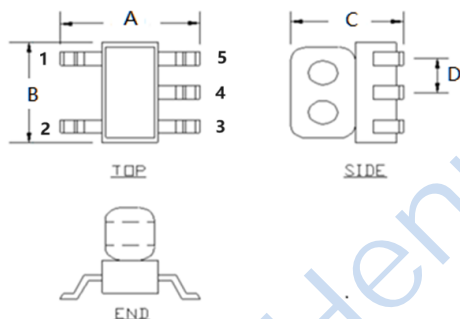
• APPLICATIONS

• Ideally suited for all CATV Broadband and FTTx applications.

• FEATURES

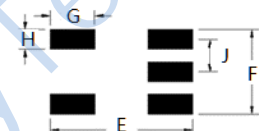
- Surface mount
- Impedance ratio: 2:1
- Centre tap on secondary
- RoHS compliant and Pb free
- Available on tape and reel
- Suitable for DOCSIS 3.0

DIMENSIONS



A	B	C
4.23	3.74	3.55
D		
1.27		

Land Pattern



E	F	G
4.83	3.30	1.40
H	J	
0.76	1.27	

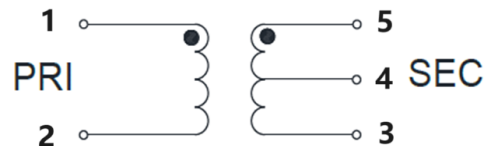
Unless otherwise stated dimensions are in mm

Tolerance: .xx ± 0.25, .xxx ± 0.05

ELECTRICAL SPECIFICATIONS@25°C:

Parameters (P#: ENA PORT)	frequency band	Min.	Typ.	Max.	Unit
Port Impedance, Z0			75		Ohm
Impedance Ratio			1:2		
Insertion Loss 1 (Pin1 - Pin5)	5 - 50 MHz		0.3	0.5	dB
	50 - 150 MHz		0.8	1	dB
	150 - 300 MHz		2.0	2.6	dB
Insertion Loss 2 (Pin1 - Pin3)	5 - 50 MHz		0.3	0.5	dB
	50 - 150 MHz		0.8	1	dB
	150 - 300 MHz		2.0	2.3	dB
Input Return Loss(Pin 1)	5 - 50 MHz	18	23.0		dB
	50 - 150 MHz	10	15.0		dB
	150 - 300 MHz	5.0	8.0		dB
Amplitude Balance	5 - 50 MHz		0.02	0.2	dB
	50 - 150 MHz		0.05	0.4	dB
	150 - 300 MHz		0.07	1.1	dB
Phase Balance(ref value 180°)	5 - 50 MHz		1	2.0	Deg
	50 - 150 MHz		3	5.0	Deg
	150 - 300 MHz		5	7.0	Deg

FUNCTIONAL SCHEMATIC



PIN CONFIGURATION

Pin No.	Function
1	Primary Dot (input)
2	Primary (ground)
3	Secondary (Output1)
4	Center Tap (Ground)
5	Secondary Dot (Output2)

ABSOLUTE MAXIMUM RATINGS

Parameter	Value
Input RF Power	1000mW Max
DC Current	1000mA Max
Operating Temperature Range	-40 to 125°C

TEST CURVE

