

规格承认书

SPECIFICATION FOR APPROVAL

客户 CUSTOMER : 适用所有

品名 PRODUCT : 不燃性金属氧化膜电阻器系列

规格 TYPE : M01/4W-7WS

| |
|----------------------------|
| 客户承认印 CUSTOMER APPROVED |
| |

VO® 广东翔胜电子科技有限公司
Guang Dong WICO Electronic Technology Co., Ltd

地址：广东省东莞市大朗镇莞樟路大朗段746号301室
电话：0769--86732158 传真：0769--86666888

一式二份 翔胜一份 客户一份

| 出图 | 业务 | 审核 | 核准 |
|---|---|---|--|
| DRAWING | SALES | AUDITING | APPROVED |
|  |  |  |  |

翔胜电子技术品质部

编号：MOS2021

日期：2021年11月30日



无卤
(F,Cl,Br,I)

MO SERIES


METAL OXIDE FILM RESISTORS 不燃性金属氧化膜电阻器

△ FEATURES 特点

- 1 COMPLETE FLAMEPROOF CONSTRUCTION
高品质. 不燃性结构涂装
- 2 GOOD RESISTIVITY TO HEAT HUMIDITY & OVERLOAD
耐热, 耐湿, 过载稳定性良好
- 3 STANDARD TOLERANCE : ±5%, (±2%).
±5%, (±2%) 的标准误差
- 4 VARIETY OF PACKAGING-BULK 26mm、52mm、63mm、73mm
、93mm TAPE, CUT AND FORMED
可供散装、编带26mm、52mm、63mm、73mm、93mm、成型、剪脚
- 5 HIGH RESISTANCE RANGE (0Ω-22MΩ).
阻抗范围高 (0Ω-10MΩ).



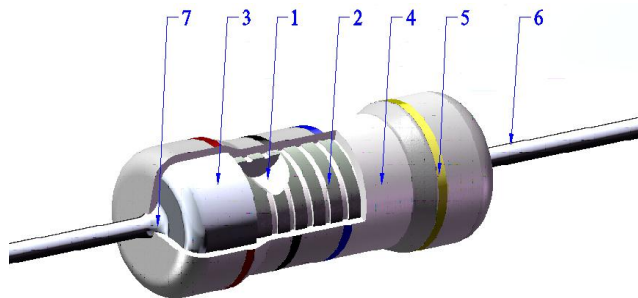
本体



小型化

△ CONSTRUCTION 结构图

- 1 CERAMIC CORE (HIGH CONDUCTIVITY)
陶瓷棒心 (高热传导)
- 2 HIGH STABILITY FILM
高稳定性皮膜
- 3 END CAP (HIGH RELIABILITY FITTING BY ORIGINAL
CAP-PRESSING METHOD)
端帽 (卯和度信赖性高)
- 4 HIGH INSULATION AND NON-COMBUSTIBILITY OF FROG
RESIN COATING. (BULK POWER DIMMED, MINIATURIZED TO
BRICK RED)
高绝缘及不燃性之硅树脂涂料 (本体功率为灰色, 小型化
为砖红色)
- 5 COLOR CODE (PER MIL & EIA STANDARDS)
色码 (符合MIL & EIA规定之标准色码带)
- 6 LEAD WIRE (TINNED COPPER, CP)
引线 (镀锡铜线、CP线)
- 7 WELDING (LONG RELIABILITY GUARANTEE)
焊接 (长期可靠性高)



△ SPECIFICATION: 规格描述

EXAMPLE 例: MO1/4W-470KΩ ±5%-ST52

| MO | 1/4W | 470KΩ | ±5% | S | T52 |
|---------------|---------------------|--|------------------|---------------------|------------------------|
| 品名 PRODUCT | 额定功率 RATED POWER | 阻值范围 RESISTANCE RANGE | 误差值 TOLERANCE | 线径 WIRE DIAMETER | 形状 SHAPE |
| CR 碳膜电阻器 | 1/4W 1/2WS | 0Ω-22MΩ | ±10% K | 0:0.40CU S:0.40CP | T26 编带26MM |
| MF 金膜电阻器 | 1/2W 1WS | 阻值表示方法 RESISTANCE VALUE REPRESENTATION | ±5% J | 2:0.50CU X:0.50CP | T52 编带52MM |
| MO 氧化膜电阻器 | 1W 2WS | 阻值单位按Ω, K, M | ±2% G | 6:0.60CU T:0.60CP | T63 编带63MM |
| MGR 高压玻璃釉电阻器 | 2W 3WS | 1000Ω=1K 1000K=1M | ±1% F | 9:0.70CU Q:0.70CP | T73 编带73MM |
| KNP 绕线电阻器 | 3W 5WS | 例: 9Ω 1/5K6/4M7 | ±0.5% D | A:0.75CU D:0.80CP | T93 编带93MM |
| NKNP 无感绕线电阻器 | 5W 7WS | | | C:0.80CU | P 散装 |
| FR 保险电阻器 | | | | | M、MB、MK 卧式成型散装 |
| FRKNP 绕线保险电阻器 | | | | | FY、FKY、FYL、FKYL 立式成型散装 |
| SCF 高压脉冲电阻器 | | | | | FT 立式成型编带 |

NOTE1注解: RATED VOLTAGE 额定电压 = $\sqrt{\text{POWER RATING 额定功率} \times \text{RESISTANCE VALUE 公称阻值}}$

MO SERIES

METAL OXIDE FILM RESISTORS 不燃性金属氧化膜电阻器

△ PERFORMANCE 性能

| CHARACTERISTICS 特性项目 | SPECIFICATIONS 规格值 | | TEST METHODS JIS C 5202 测试方法 JIS C 5202标准 | | |
|--|---|---|--|--------------|-------|
| DC RESISTANCE 直流阻抗值 | J (±5%) | | RESISTANCE VALUE TEST AT ROOM TEMPERATURE 25°C 阻值测试在室温25°C | | |
| T. C. R温度系数 | 1/8W 1/4WS 1/4W 1/2WS 1/2W 1WS 1W 2WS 2W 3WS 3W 5WS 5W 7WS | <10Ω±400PPM 10Ω-1M±350PPM >1M±1000PPM | R2-R1 ——— X 10 ⁶ PPM/°C) R1 (T2-T1) R1: RESISTANCE VALUE AT ROOM TEMPERATURE (T1) 常温 (T1) 阻抗值 R2: RESISTANCE VALUE AT ROOM TEMPERATURE +100°C (T2) 常温+100°C阻抗值 | | |
| LOAD LIFE IN HUMIDITY 湿度寿命 | RESISTANCE CHANGE RATE ±(5%+0.05Ω) WITH NO EVIDENCE OF RESISTOR DAMAGE. 阻抗值变化率 (5%±0.05Ω), 电阻器不可有损伤 | | RESISTANCE CHANGE AFTER 1000H (1.5H ON, 0.5H OFF) AT RATED VOLTAGE IN A HUMIDITY CHAMBER CONTROLLED AT 40+/-2°C AND 90-95% RELATIVE HUMIDITY. (when the test voltage exceeds the working voltage, considering the working voltage) 温度40+/-2°C, 相对湿度90-95%于恒温恒湿箱中, 加额定直流电压测试1.5小时停止0.5小时, 连续1000小时。(当实验电压超过最高使用电压, 采用最高使用电压) | | |
| LOAD LIFE 温度寿命 | RESISTANCE CHANGE RATE ±(5%+0.05Ω) MAX WITH NO EVIDENCE OF RESISTOR DAMAGE. 阻抗值变化率 (5%±0.05Ω), 电阻器不可有损伤 | | RESISTANCE CHANGE AFTER 1000H OPERATING AT RATED VOLTAGE WITH DUTY CYCLE OF 1.5H ON 0.5H OFF AT 70°C±2°C (when the test voltage exceeds the working voltage, considering the working voltage) 温度70+2°C, 加额定直流电压测试1.5小时停止0.5小时, 连续1000小时 (当实验电压超过最高使用电压时, 采用最高使用电压) | | |
| SHORT TIME OVER LOAD 短时间过负荷 | ±(1%+0.05Ω) | | RESISTANCE CHANGE AFTER THE APPLICATION OF A POTENTIAL OF 2.5T RATED VOLTAGE FOR 5 SE (when the test voltage exceeds the maximum overload, consider using the maximum overload voltage) 额定电压X2.5倍, 测试5秒 (当实验电压超过最高过负荷电压, 采用最高过负荷电压) | | |
| PULSE OVER LOAD 断续过负荷 | 1/8W, 1/4W, 1/2W, 1W, 2W, 3W, 5W | ±(1%+0.05Ω) | RESISTANCE CHANGE AFTER 10000C (1SEC ON, 25SEC OFF) AT 4T RATED VOLTAGE (AC) when the test voltage exceeds the maximum overload, consider using the maximum overload voltage) 额定电压*4倍 (交流电压), 测试1秒停止25秒, 测试10000次。(当实验电压超过最高过负荷电压, 采用最高过负荷电压) | | |
| | 1/4WS, 1/2WS, 1WS, 2WS, 3WS, 5WS, 7WS | ±(2%+0.05Ω) | RESISTANCE CHANGE AFTER 10000C (1SEC ON, 25SEC OFF) AT 4T RATED VOLTAGE (AC) when the test voltage exceeds the maximum overload, consider using the maximum overload voltage) 额定电压*4倍 (交流电压), 测试1秒停止25秒, 测试10000次。(当实验电压超过最高过负荷电压, 采用最高过负荷电压) | | |
| RESISTANCE TO SOLVENT 耐溶剂性 | NO VISIBLE DAMAGES TO PROTECTIVE COATING AND MARKING (外观无异常, 标识能够清楚易辨) | | SOAK 3MIN IN THE MELTING AGENT TO AGAIN AND AGAIN WIPE 10 TIMES (三氯乙烯浸泡3分钟, 再用湿布反复擦拭10次) | | |
| INSULATION RESISTANCE 绝缘阻抗 | >100MΩ | | 1. 将PUN/INS开关置于INS位置。2. 将DC1000V/500V的输出电压档位通常设定于500V。3. 把TIME旋钮旋转到60秒。4. 用测试夹夹住电阻的导线一端, 此时可打开电源, 并用测试棒的一端接触到绝缘漆的表面, 记录下此时的指针所显示的数据即为电阻的绝缘 | | |
| ELECTRIC WITHSTANDING VOLTAGE 绝缘耐电压 | RESISTANCE CHANGE RATE ±(1%+0.05Ω) WITH NO EVIDENCE OR RESISTOR DAMAGE. 阻抗值变化率±(1%+0.05Ω), 电阻器不可有损伤 | | ELECTRIC RESISTANCE BOTH ENDS THE CONJUNCTION LINE PUT ON THE METALS V TYPE THE SLOT, ACCORDING TO THE ELECTRIC VOLTAGE PROVISION OF THE CHARACTERISTIC WATCH 60 SECONDS INFLICTION 电阻两端导线置于金属V型槽上, 依特性表之电压规定施加60秒 | | |
| TEMPERATURE CYCLING 温度循环 | RESISTANCE CHANGE RATE IS ±(1%+0.05Ω) MAX, WITH NO EVIDENCE OF RESISTOR DAMAGE. 阻抗值变化率±(1%+0.05Ω) 以内, 电阻器不可有损伤 | | STEP 步骤、 | | |
| | | | TEMPERATURE 温度 | | |
| | | | TIME(MIN) 放置时间 | | |
| | | | 1 | -55°C±2°C | 30 |
| | | | 2 | ROOM TEMP 室温 | 10-15 |
| 3 | 85°C±2°C | 30 | | | |
| 4 | ROOM TEMP 室温 | 10-15 | | | |
| RESISTANCE TO SOLDERING HEAT 耐热性 | RESISTANCE CHANGE RATE IS ±(2%+0.05Ω) MAX, WITH NO EVIDENCE OF RESISTOR DAMAGE. 阻抗值变化率 (2%±0.05Ω) 以内, 电阻器不可有损伤 | | PUT THE LEAD LINE OF RESISTANCE INTO THE SOLDERING ABOUT 3.2 TO 4.8MM PLEASE TAKE IMPLEMENTATION ON THE BASIS OF THE TABLE BELOW 将电阻两端导线浸入锡炉约3.2至4.8mm依下表规定实施 | | |
| | | | TEMPERATURE 温度 | | |
| | | | DIP TIME 放置时间 | | |
| | | | 350°C±10°C | 3±0.5 SEC | |
| | | | 260°C±5°C | 10±1.0 SEC | |
| SOLDERABILITY 焊锡性 | 95% COVERAGE MINIMUM 95%覆盖于导线上 | | TEST TEMPERATURE OF SOLDER: 230°C±5°C DWELL TIME IN SOLDER: 3±0.5 SEC 锡炉温度: 230°C±5°C 浸锡时间: 3±0.5 秒 | | |
| SOLDER JOINT PULL 焊点拉力 | PULLING TEST FOR 1/8W≥1.8KG, 1/4W≥3.8KG, 1/2W BIGGER THAN ≥5KG 拉力强度 1/8W≥1.8KG, 1/4W≥3.8KG, 1/2W 含以上≥5KG | | SECURE BOTH LEAD WIRE ON EACH SIDE OF PULLING MACHING AND THEN PULL IT 将成品电阻铜线一端夹在拉力器的一端, 铜线另一端也夹在拉力器上, 再摇动拉力器 | | |
| Life & failure rate 寿命失效率 | Under the rated condition Use Lire ≥ 10000H 额定条件下使用寿命 ≥ 10000小时 | | failure rate ≤ 10PPM 失效率 ≤ 10PPM | | |

MO SERIES

METAL OXIDE FILM RESISTORS 不燃性金属氧化膜电阻器

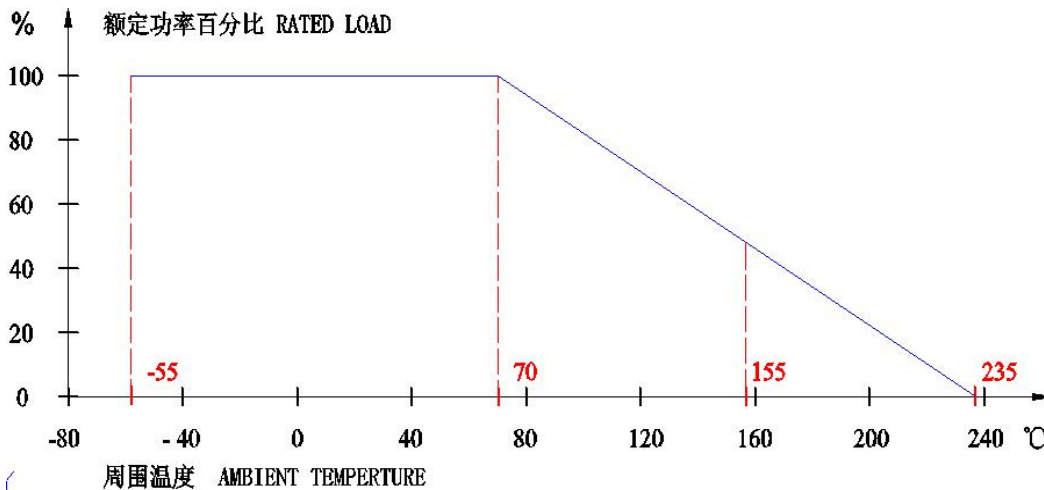
△ POWER CHARACTERISTIC 电力特性

| POWER PATED ITEM 额定功率 项目 | 1/4W | 1/2WS | 1/2W | 1WS | 1W | 2WS | 2W | 3WS | 3W | 5WS | 5W | 7WS |
|--|----------------------------------|-------|-------|-------|-------|-------|-------|-------|-------|-------|-------|-------|
| MAX WORKING VOLTAGE 最高使用电压 | 250V | 300V | 300V | 350V | 350V | 400V | 400V | 500V | 500V | 500V | 500V | 500V |
| MAX OVERLOAD VOLTAGE 最高过负荷电压 | 400V | 500V | 500V | 600V | 600V | 600V | 600V | 800V | 800V | 800V | 800V | 800V |
| MAX INTERMITTENCE OVER LOAD VOLTAGE 最高断续过负荷 | 400V | 500V | 500V | 600V | 600V | 600V | 600V | 800V | 800V | 800V | 800V | 800V |
| ELECTRIC WITHSTANDING VOLTAGE 绝缘耐电压 | 250V | 250V | 300V | 300V | 350V | 350V | 400V | 400V | 500V | 500V | 500V | 500V |
| RESISTANCE TOLERANCE 阻抗误差值 | K (±10%) J (±5%) G (±2%) F (±1%) | | | | | | | | | | | |
| RANGE (OHM) 阻抗值范围 | MIN | 0.1 Ω | 0.1 Ω | 0.1 Ω | 0.1 Ω | 0.1 Ω | 0.1 Ω | 0.1 Ω | 0.1 Ω | 0.1 Ω | 0.1 Ω | 0.1 Ω |
| | MAX | 10M | 10M | 10M | 10M | 10M | 10M | 10M | 10M | 10M | 10M | 10M |

NOTE注解: 1M ohm is high risk resistance for thin film resistors.

薄膜电阻1M以上阻值为高风险阻值

△ POWER DERATING CURVE 负载衰减曲线



NOTE注解:

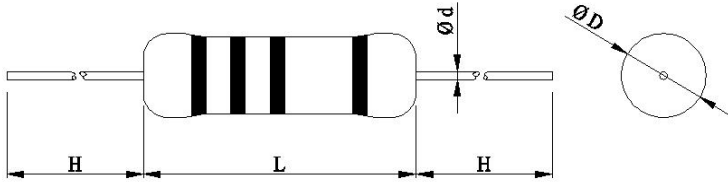
- 1 RATED AMBIENT TEMPERATURE :70°C
额定周围温度: 70°C
- 2 OPERATING TEMPERATURE RANGE:-55°C~+155°C
使用温度范围: -55°C~+155°C
- 3 FOR RESISTORS IPERATED IN AMBIENT TEMPERATURE OVER 70°C, POWER RATING SHALL BE DERATED IN ACCORDANCE WITH THE FIGURE
周围温度70°C以上使用时, 根据降功率曲线将减轻额定功率

MO SERIES

METAL OXIDE FILM RESISTORS 不燃性金属氧化膜电阻器

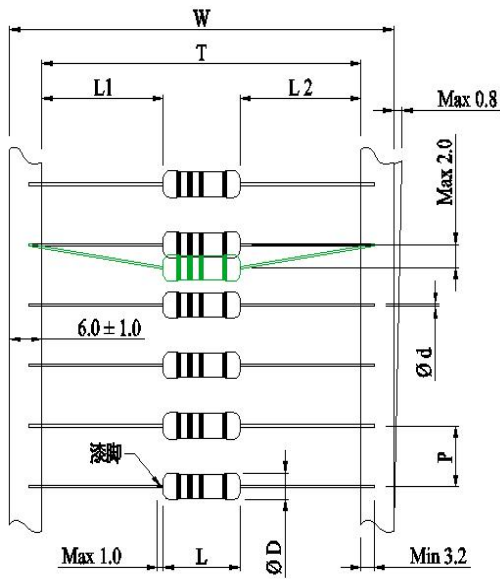
△ TYPE DIMENSION 型号尺寸

◆ BULK TYPE 散装



| POWER 功率 | DIMENSION 尺寸 (mm) | | | |
|---------------|-------------------|--------|---------|-------|
| | L±1.0 | ØD±1.0 | Ød±0.05 | H±3.0 |
| 1/4W 1/2WS | 6.2 | 2.7 | 0.40 | 26 |
| 1/2W 1WS | 9 | 3.5 | 0.50 | 25 |
| 1W 2WS | 11 | 4.5 | 0.60 | 30 |
| 2W 3WS | 15 | 5 | 0.70 | 32 |
| 3W 5WS | 17 | 6 | 0.70 | 31 |
| 5W 7WS | 25 | 8 | 0.80 | 39 |

◆ TAPING TYPE 编带

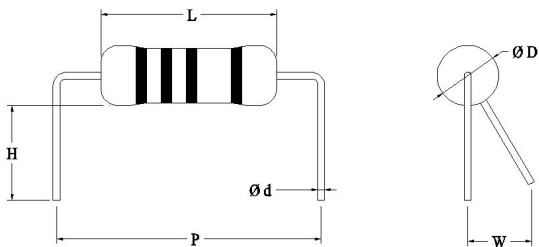


| POWER 功率 | DIMENSION 尺寸 (mm) | | | | | | |
|---------------|-------------------|--------------|--------|---------|-------|-------|----|
| | T | +1.5 -0.0 | ØD±1.0 | Ød±0.05 | P±0.5 | L±1.0 | W |
| 1/4W 1/2WS | 26 | 2.7 | 0.40 | 5 | 6.2 | 38 | 64 |
| | 52 | | | | | | |
| 1/2W 1WS | 52 | 3.5 | 0.50 | 5 | 9 | 64 | |
| 1W 2WS | 52 | 4.5 | 0.60 | 5 | 11 | 64 | |
| 1W 2WS | 63 | 4.5 | 0.60 | 5 | 11 | 75 | |
| 2W 3WS | 73 | 5 | 0.70 | 10 | 15 | 85 | |
| 3W 5WS | 73 | 6 | 0.70 | 10 | 17 | 85 | |
| 5W 7WS | 93 | 8 | 0.80 | 10 | 25 | 105 | |

MO SERIES

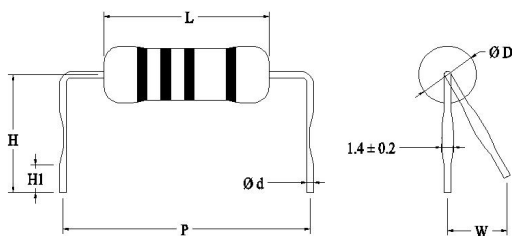
METAL OXIDE FILM RESISTORS 不燃性金属氧化膜电阻器

◆ "M" TYPE M型



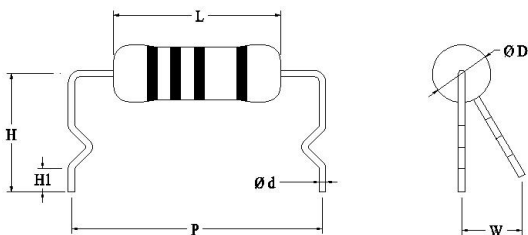
| POWER 功率 | DIMENSION 尺寸 (mm) | | | | | |
|---------------|-------------------|--------|---------|--------|-------|-------|
| | L±1.0 | ØD±1.0 | Ød±0.05 | H±1.0 | P±1.0 | W Max |
| 1/4W 1/2WS | 6.2 | 2.7 | 0.40 | 3.5-10 | 10 | 3 |
| 1/2W 1WS | 9 | 3.5 | 0.50 | 3.5-10 | 12.5 | 3 |
| 1W 2WS | 11 | 4.5 | 0.60 | 3.5-10 | 15 | 3 |
| 2W 3WS | 15 | 5 | 0.70 | 3.5-10 | 20 | 3 |
| 3W 5WS | 17 | 6 | 0.70 | 3.5-10 | 25 | 3 |

◆ "MB" TYPE MB型



| POWER 功率 | DIMENSION 尺寸 (mm) | | | | | | |
|-------------|-------------------|--------|---------|-----------|--------|-------|-------|
| | L±1.0 | ØD±1.0 | Ød±0.05 | H±1.0 | H1±0.5 | P±1.0 | W Max |
| 1W 2WS | 11 | 4.5 | 0.60 | 10.0-15.0 | 3.5 | 18 | 3 |
| 2W 3WS | 15 | 5 | 0.70 | 10.0-15.0 | 3.5 | 20 | 3 |
| 3W 5WS | 17 | 6 | 0.70 | 10.0-15.0 | 3.5 | 24 | 3 |

◆ "MK" TYPE MK型

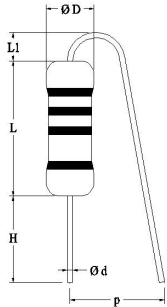


| POWER 功率 | DIMENSION 尺寸 (mm) | | | | | | |
|-------------|-------------------|--------|---------|-------|--------|-------|-------|
| | L±1.0 | ØD±1.0 | Ød±0.05 | H±1.0 | H1±0.5 | P±1.0 | W Max |
| 1W 2WS | 11 | 4.5 | 0.60 | 10.00 | 3.5 | 15 | 3 |
| 2W 3WS | 15 | 5 | 0.70 | 10.00 | 3.5 | 20 | 3 |
| 3W 5WS | 17 | 6 | 0.70 | 12.00 | 3.5 | 25 | 3 |

MO SERIES

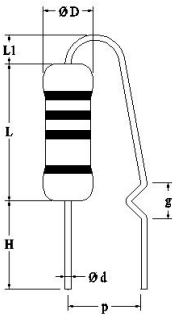
METAL OXIDE FILM RESISTORS 不燃性金属氧化膜电阻器

◆ "FY" TYPE FY型



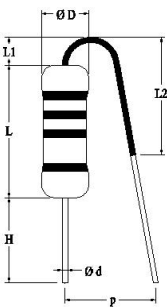
| POWER 功率 | DIMENSION 尺寸 (mm) | | | | | |
|---------------|-------------------|--------|---------|--------|-------|-------|
| | L±1.0 | ØD±1.0 | Ød±0.05 | L1 Max | H±1.0 | P±1.0 |
| 1/4W 1/2WS | 6.2 | 2.7 | 0.40 | 3.5 | 4.00 | 6 |
| 1/2W 1WS | 9 | 3.5 | 0.50 | 3.5 | 4.00 | 7 |
| 1W 2WS | 11 | 4.5 | 0.60 | 3.5 | 4.00 | 9 |
| 2W 3WS | 15.5 | 5 | 0.70 | 3.5 | 4.00 | 9 |
| 3W 5WS | 17.5 | 6 | 0.70 | 3.5 | 4.00 | 9 |

◆ "FKY" TYPE FKY型



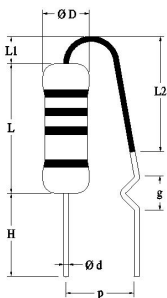
| POWER 功率 | DIMENSION 尺寸 (mm) | | | | | | |
|---------------|-------------------|--------|---------|--------|-------|-------|-------|
| | L±1.0 | ØD±1.0 | Ød±0.05 | L1 Max | H±1.0 | P±1.0 | g±1.0 |
| 1/4W 1/2WS | 6.2 | 2.7 | 0.40 | 3.5 | 4.00 | 6 | 3 |
| 1/2W 1WS | 9 | 3.5 | 0.50 | 3.5 | 4.00 | 7 | 3 |
| 1W 2WS | 11 | 4.5 | 0.60 | 3.5 | 4.00 | 9 | 3 |
| 2W 3WS | 15.5 | 5 | 0.70 | 3.5 | 4.00 | 9 | 3 |
| 3W 5WS | 17.5 | 6 | 0.70 | 3.5 | 4.00 | 9 | 3 |

◆ "FYL" TYPE FYL型



| POWER 功率 | DIMENSION 尺寸 (mm) | | | | | | |
|---------------|-------------------|--------|---------|-------|--------|-------|--------|
| | L±1.0 | ØD±1.0 | Ød±0.05 | H±1.0 | H1±1.0 | P±1.0 | L2±1.5 |
| 1/4W 1/2WS | 6.2 | 2.7 | 0.40 | 3.5 | 4.00 | 6 | 7 |
| 1/2W 1WS | 9 | 3.5 | 0.50 | 3.5 | 4.00 | 7 | 6 |
| 1W 2WS | 11 | 4.5 | 0.60 | 3.5 | 4.00 | 9 | 9 |
| 2W 3WS | 15.5 | 5 | 0.70 | 3.5 | 4.00 | 9 | 12 |
| 3W 5WS | 17.5 | 6 | 0.70 | 3.5 | 4.00 | 9 | 12 |

◆ "FKYL" TYPE FKYL型

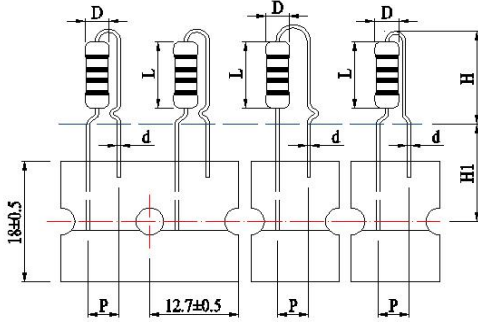


| POWER 功率 | DIMENSION 尺寸 (mm) | | | | | | | |
|---------------|-------------------|--------|---------|--------|-------|-------|-------|--------|
| | L±1.0 | ØD±1.0 | Ød±0.05 | L1 Max | H±1.0 | P±1.0 | g±1.0 | L2±1.5 |
| 1/4W 1/2WS | 6.2 | 2.7 | 0.40 | 3.5 | 4.00 | 6 | 3 | 7 |
| 1/2W 1WS | 9 | 3.5 | 0.50 | 3.5 | 4.00 | 7 | 3 | 6 |
| 1W 2WS | 11 | 4.5 | 0.60 | 3.5 | 4.00 | 9 | 3 | 9 |
| 2W 3WS | 15.5 | 5 | 0.70 | 3.5 | 4.00 | 9 | 3 | 12 |
| 3W 5WS | 17.5 | 6 | 0.70 | 3.5 | 4.00 | 9 | 3 | 12 |

MO SERIES

METAL OXIDE FILM RESISTORS 不燃性金属氧化膜电阻器

◆ "FT" TYPE FT型

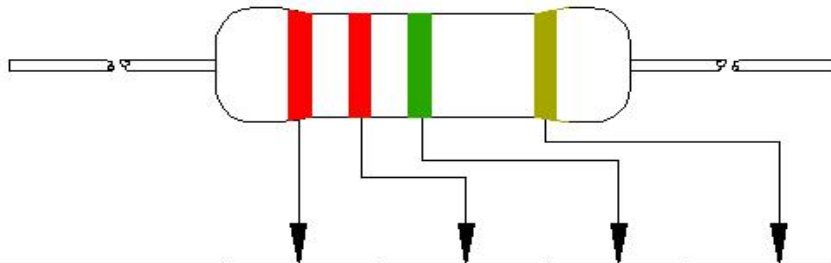


| POWER 功率 | DIMENSION 尺寸 (mm) | | | | | |
|-------------|-------------------|--------|---------|-------|--------|-------|
| | L±1.0 | OD±1.0 | Ød±0.05 | H Max | HI Max | P±0.5 |
| 1/2W 1WS | 9 | 3.5 | 0.50 | 15.0 | 16.5 | 5 |
| 1W 2WS | 11 | 4.5 | 0.60 | 18.0 | 16.5 | 5 |
| 2W 3WS | 15.5 | 5 | 0.70 | 22.0 | 16.5 | 5 |
| 3W 5WS | 17.5 | 6 | 0.70 | 22.0 | 16.5 | 5 |

注：以上所有成型尺寸可按照客户要求特殊定制。

All the above forming dimensions can be customized according to the customer's requirements.

△ COLOR CODE 色码



| COLOR 颜色 | NO. 1 第一数字 | NO. 2 第二数字 | NO. 3 倍率 | NO. 4 允许误差 |
|-------------|---------------|---------------|------------------|---------------|
| BLACK (黑) | 0 | 0 | 10 ⁰ | |
| BROWN (棕) | 1 | 1 | 10 ¹ | ±1% (F) |
| RED (红) | 2 | 2 | 10 ² | ±2% (G) |
| ORANGE (橙) | 3 | 3 | 10 ³ | |
| YELLOW (黄) | 4 | 4 | 10 ⁴ | |
| GREEN (绿) | 5 | 5 | 10 ⁵ | |
| BLUE (蓝) | 6 | 6 | 10 ⁶ | |
| VIOLET (紫) | 7 | 7 | 10 ⁷ | |
| GRAY (灰) | 8 | 8 | 10 ⁸ | |
| WHITE (白) | 9 | 9 | 10 ⁹ | |
| GOLD (金) | | | 10 ⁻¹ | ±5% (J) |
| SILVER (银) | | | 10 ⁻² | ±10% (K) |

MO SERIES

METAL OXIDE FILM RESISTORS 不燃性金属氧化膜电阻器

△ PACKAG 包装

◆ TAPING TYPE 编带

| POWER 功率 | SHAPE 形状 | MPQ (KPCS) 最小包装量 | QTY-BOX (KPCS) 单盒数量 | QTY-CARTON (KPCS) 单箱数量 |
|---------------|-------------|---------------------|------------------------|---------------------------|
| 1/4W 1/2WS | T26 | 5.00 | 5.00 | 105.00 |
| | T52 | 5.00 | 5.00 | 105.00 |
| 1/2W 1WS | T52 | 2.00 | 2.00 | 30.00 |
| 1W 2WS | T63 | 1.00 | 1.00 | 15.00 |
| 2W 3WS | T73 | 1.00 | 1.00 | 12.00 |
| 3W 5WS | T73 | 0.50 | 0.50 | 6.00 |
| 5W 7WS | T93 | 0.25 | 0.25 | 2.50 |

◆ VERTICAL TAPING TYPE 立式编带

| POWER 功率 | SHAPE 形状 | MPQ (KPCS) 最小包装量 | QTY-BOX (KPCS) 单盒数量 | QTY-CARTON (KPCS) 单箱数量 |
|-------------|-------------|---------------------|------------------------|---------------------------|
| 1/2W 1WS | FT | 3.50 | 3.50 | 35.00 |
| 1W 2WS | FT | 2.50 | 2.50 | 25.00 |
| 2W 3WS | FT | 2.00 | 2.00 | 20.00 |
| 3W 5WS | FT | 1.80 | 1.80 | 18.00 |

◆ BULK TYPE 散装

| POWER 功率 | SHAPE 形状 | MPQ (KPCS) 最小包装量 | QTY-BOX (KPCS) 单盒数量 | QTY-CARTON (KPCS) 单箱数量 |
|---------------|-------------------------------|---------------------|------------------------|---------------------------|
| 1/4W 1/2WS | P | 1.00 | 10.00 | 60.00 |
| | FY, FKY, FYL, FKYL, M | 2.00 | 20.00 | 120.00 |
| 1/2W 1WS | P | 0.50 | 5.00 | 18.00 |
| | FY, FKY, FYL, FKYL, M | 1.00 | 5.00 | 30.00 |
| 1W 2WS | P | 0.20 | 2.00 | 12.00 |
| | FY, FKY, FYL, FKYL, M, MB, MK | 0.50 | 3.00 | 18.00 |
| 2W 3WS | P | 0.20 | 2.00 | 12.00 |
| | FY, FKY, FYL, FKYL, M, MB, MK | 0.20 | 2.00 | 12.00 |
| 3W 5WS | P | 0.10 | 1.00 | 6.00 |
| | FY, FKY, FYL, FKYL, M, MB, MK | 0.20 | 1.00 | 6.00 |

注:

建议储存环境: 温度: 0-30℃且相对湿度低于65%, 高温、灰层和有害气体(如酸碱碱性气体)都需要避免接触。