

广东星坤科技股份有限公司

ΔX		日期
ΔX		日期
ΔX		日期
MARK		

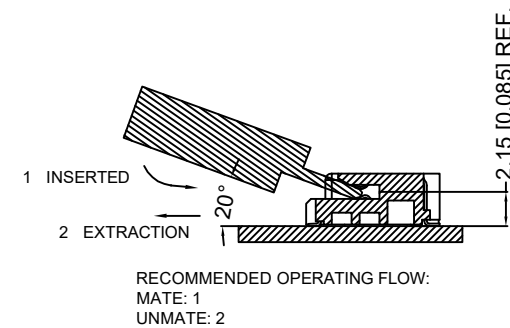
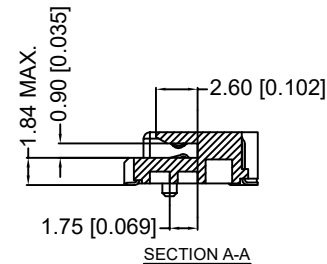
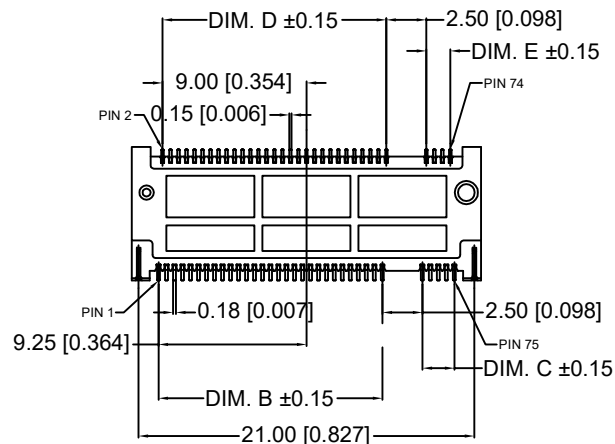
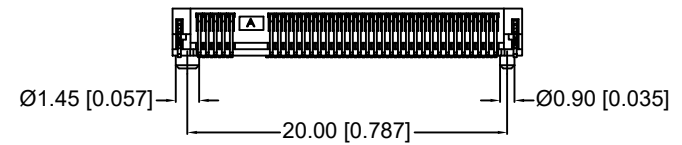
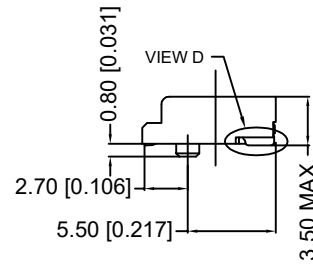
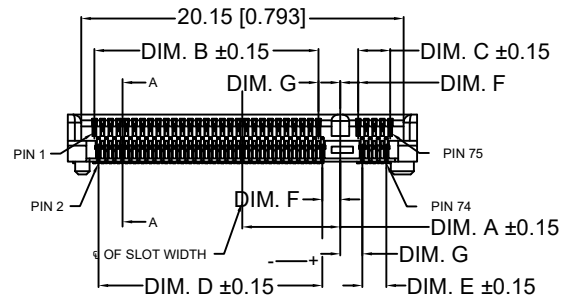
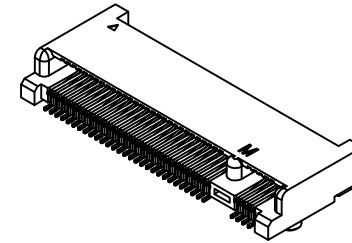
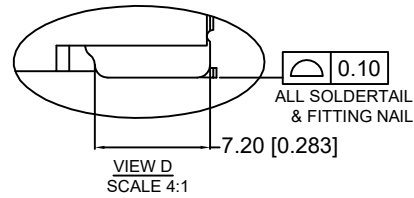
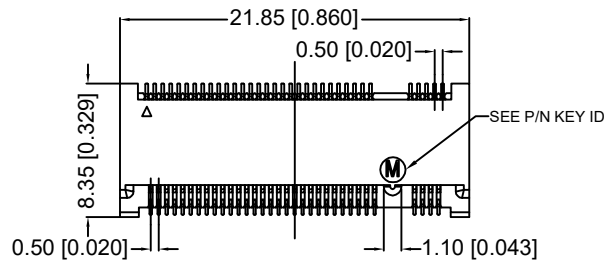
文件工程章

REVISIONS	DESCRIPTION	DATE	REVISED	APPROVED	UNSPECIFIED TOLERANCES

ANGULAR	±5°
L ≤ 4	±0.2
4 < L ≤ 16	±0.3
16 < L ≤ 63	±0.4
L > 63	±0.5

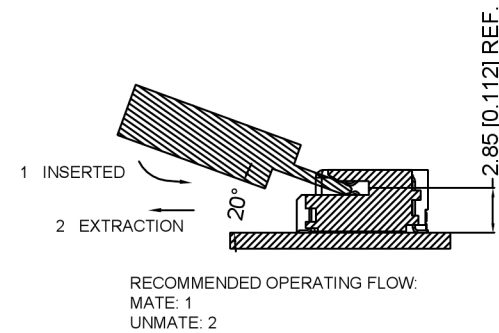
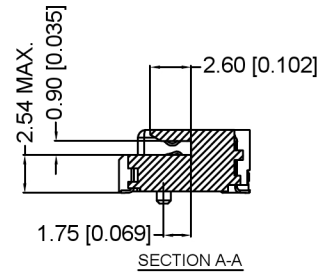
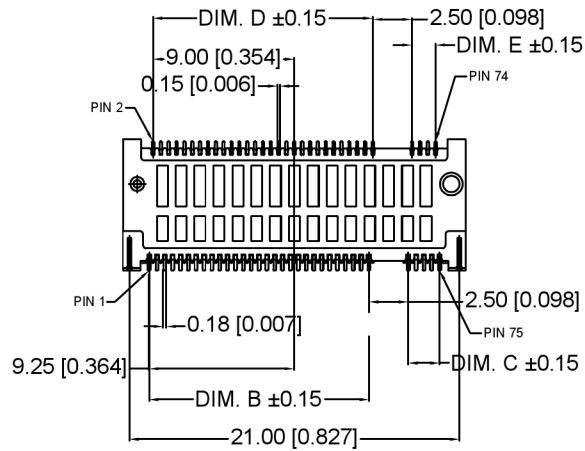
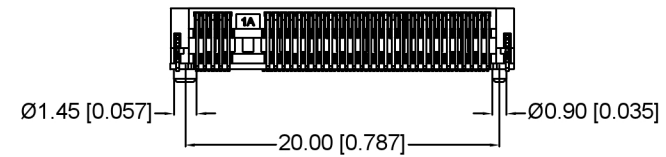
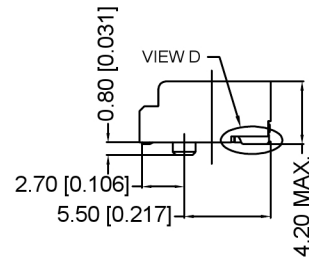
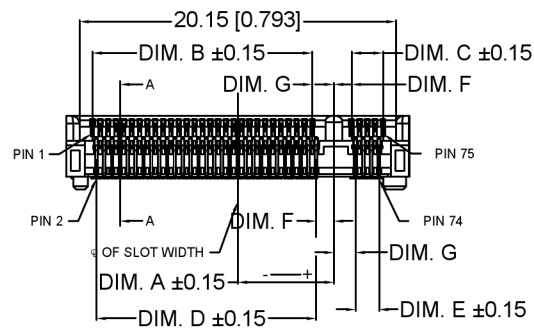
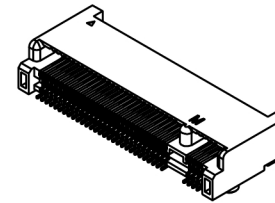
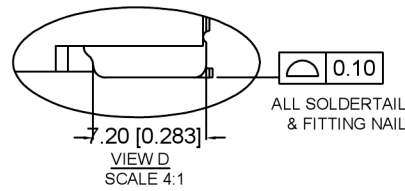
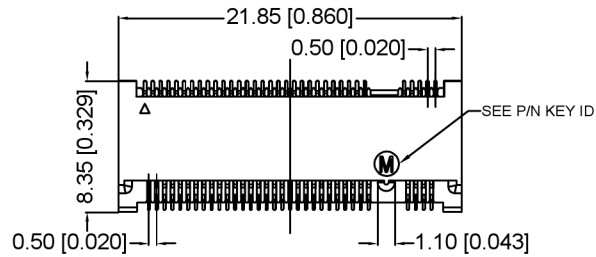
DSND	SCALE: N/A	MODEL TYPE:
DWN	VIEW:	PART NO.: X1302WVS-67XX-LPV01
CHKD	UNIT: mm/in	DWG NO.:
APPD	SIZE: A4	X-X1302WVS-67XX-LPV01
XKB INDUSTRIAL PRECISION CO., LIMITED		WEIGHT SHEET REVISION 1/1 A0





						ANGLAR	±5°
ΔX						L ≤ 4	±0.2
ΔX						4 < L ≤ 16	±0.3
ΔX						16 < L ≤ 63	±0.4
MARK	DESCRIPTION	DATE	REVISED	APPROVED		L > 63	±0.5
REVISIONS						UNSPECIFIED TOLERANCES	
www.helloxkb.com www.helloxkb.cn www.xk-dg.cn							

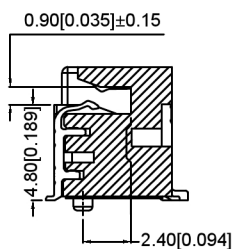
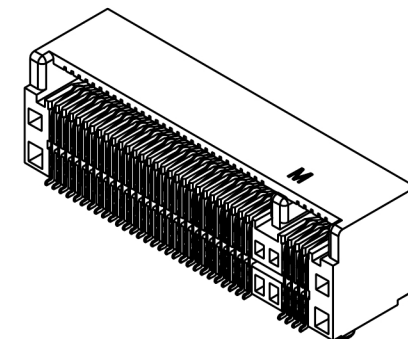
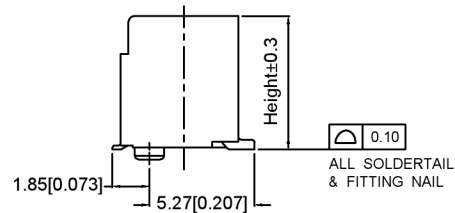

DSND		SCALE: N/A	MODEL TYPE:
DWN		VIEW:	PART NO.:
CHKD		UNIT: mm/in	X1302WVS-67XX-LPVC
APPD		SIZE: A4	DWG NO.:
			X-X1302WVS-67XX-LPV01
XKB INDUSTRIAL PRECISION CO., LIMITED		WEIGHT	SHEET
			REVISIC
		1/1	A0



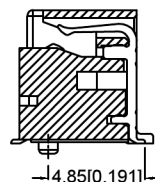
广东星坤科技股份有限公司
 生效日期
 文件工程章

NO.	DESCRIPTION	DATE	REVISED	APPROVED	UNSPECIFIED TOLERANCES
1	ANGULAR				±5°
2	L ≤ 4				±0.2
3	4 < L ≤ 16				±0.3
4	16 < L ≤ 63				±0.4
5	L > 63				±0.5

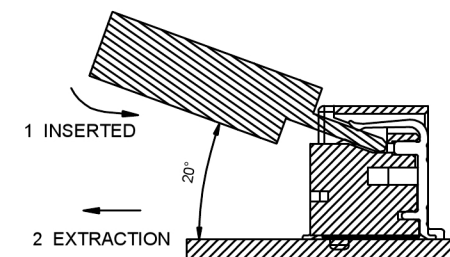
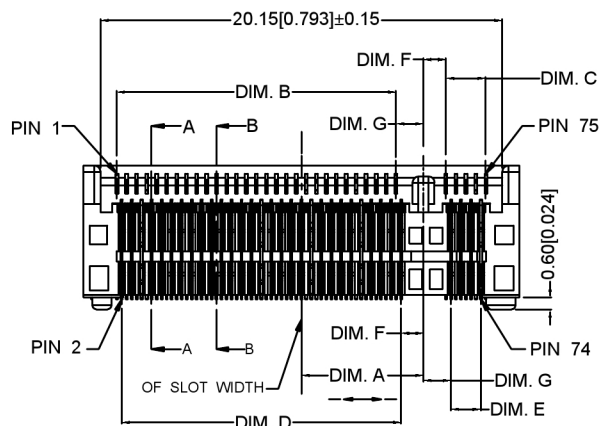
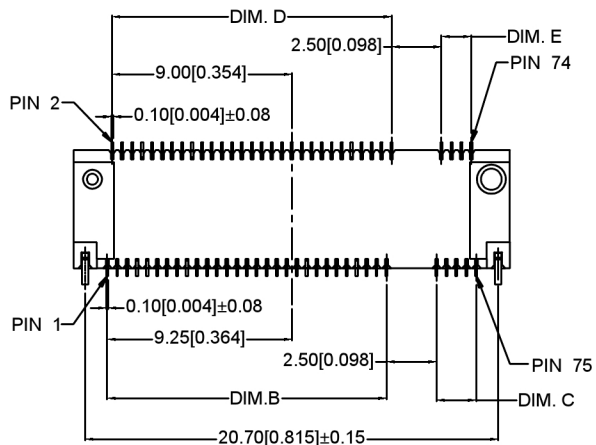
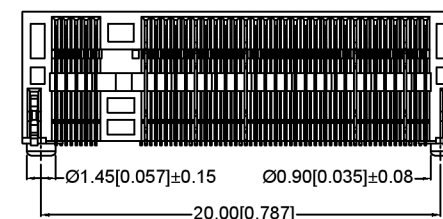
DSND	SCALE: N/A	MODEL TYPE:
DWN	VIEW:	PART NO.: X1302WVS-67XX-LPV01
CHKD	UNIT: mm/in	DWG NO.:
APPD	SIZE: A4	X-X1302WVS-67XX-LPV01
KXB INDUSTRIAL PRECISION CO., LIMITED		WEIGHT SHEET REVISION 1/1 A0



SECTION A-A



SECTION B-B



RECOMMENDED OPERATING FLOW:
MATE: 1
UNMATE: 2

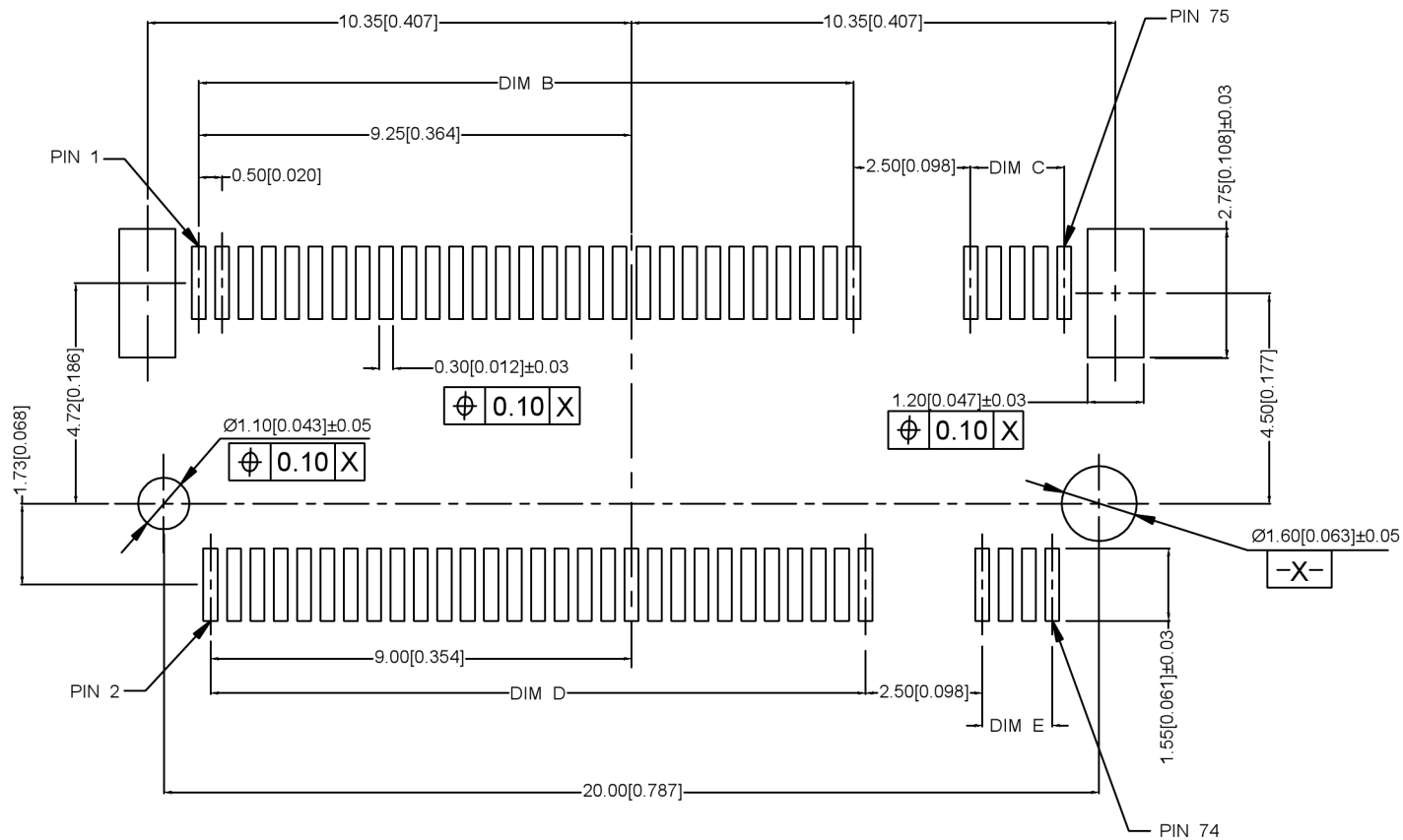
广东星坤科技股份有限公司

Δ#	日期
ΔX	日期
ΔX	日期
MARK	DESCRIPTION
文件	工程章

MARK	DESCRIPTION	DATE	REVISED	APPROVED	UNSPECIFIED TOLERANCES
	REVISIONS				
					ANGULAR ±5°
					L ≤ 4 ±0.2
					4 < L ≤ 16 ±0.3
					16 < L ≤ 63 ±0.4
					L > 63 ±0.5



DSND	SCALE: N/A	MODEL TYPE:
DWN	VIEW:	PART NO.: X1302WVS-67XX-LPV01
CHKD	UNIT: mm/in	DWG NO.: X-X1302WVS-67XX-LPV01
APPD	SIZE: A4	WEIGHT SHEET REVISION
XKB INDUSTRIAL PRECISION CO., LIMITED		1/1 A0



广东星坤科技股份有限公司

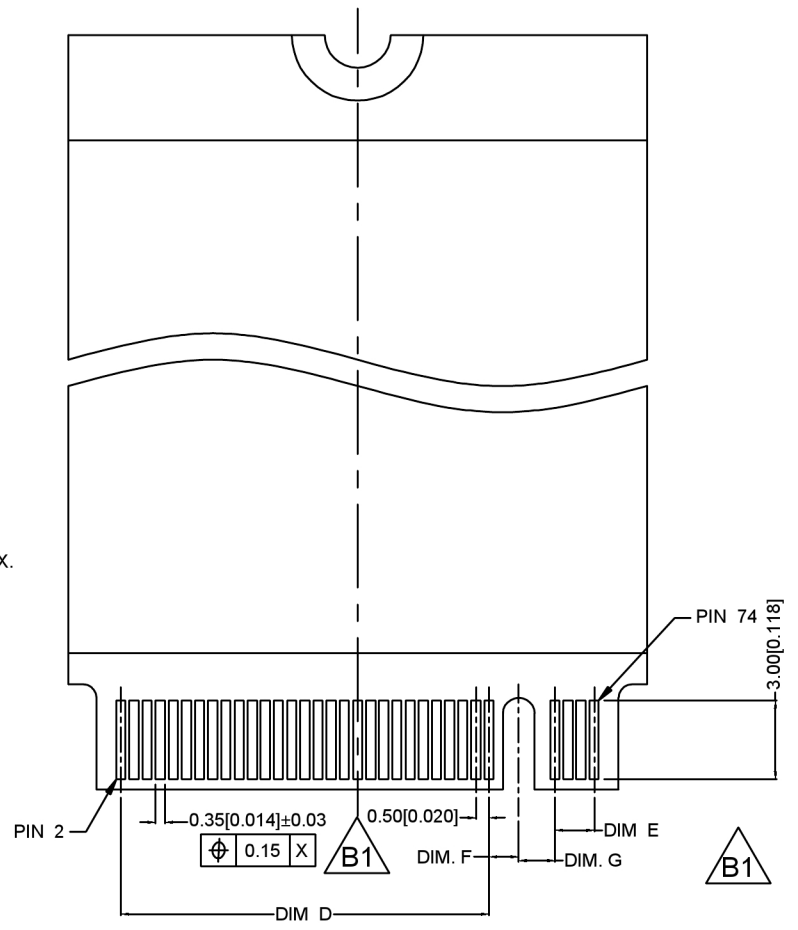
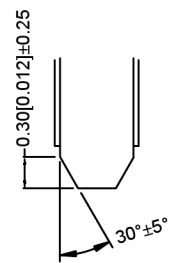
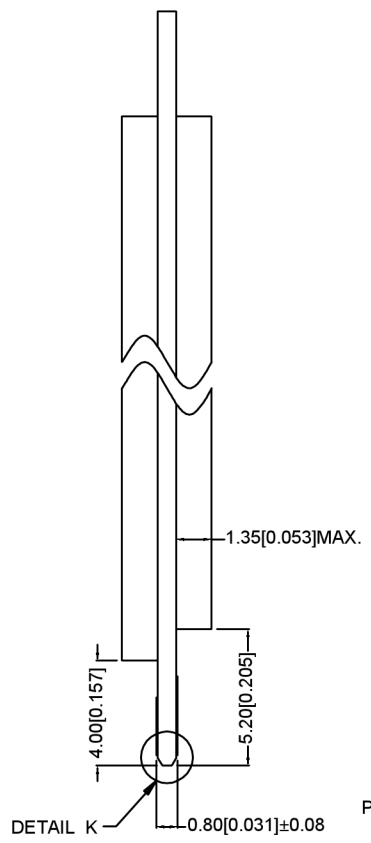
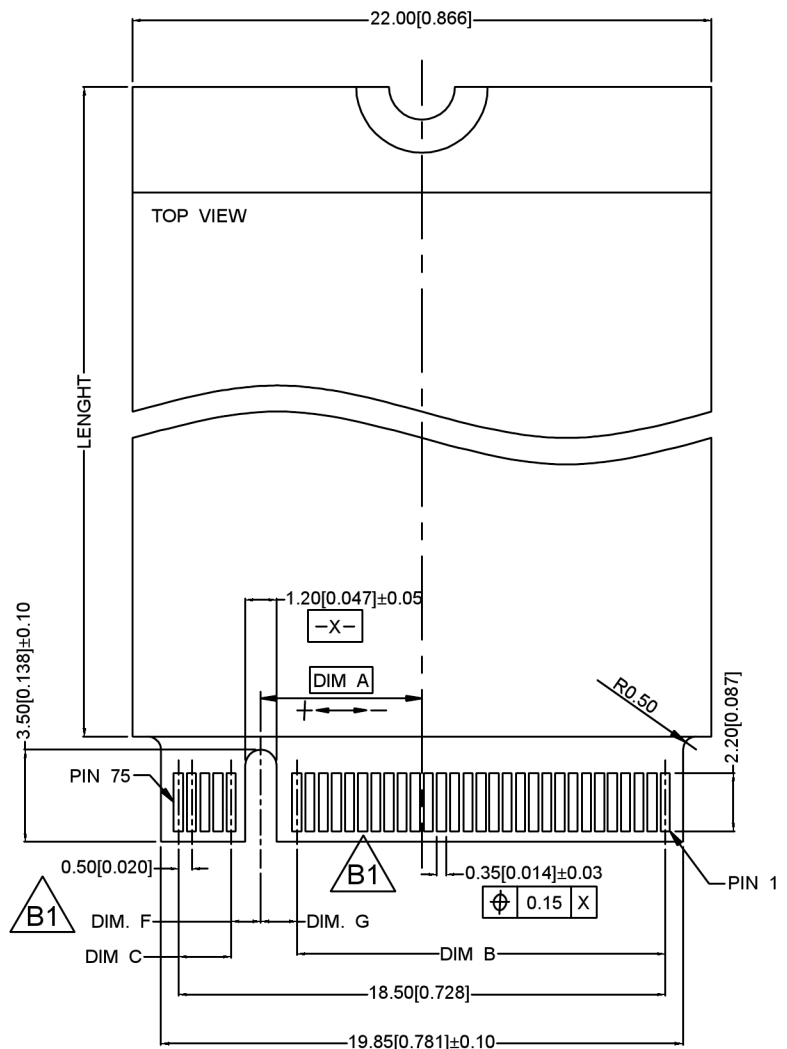
文件工程章

MARK	DESCRIPTION	DATE	REVISED	APPROVED	UNSPECIFIED TOLERANCES
Δ*					ANGLAR ±5°
Δ*					L ≤ 4 ±0.2
Δ*					4 < L ≤ 16 ±0.3
					16 < L ≤ 63 ±0.4
					L > 63 ±0.5



DSND	SCALE: N/A	MODEL TYPE:
DWN	VIEW:	PART NO.: X1302WVS-67XX-LPV01
CHKD	UNIT: mm/in	DWG NO.: X-X1302WVS-67XX-LPV01
APPD	SIZE: A4	WEIGHT SHEET REVISION
		1/1 A0

XKB INDUSTRIAL PRECISION CO., LIMITED



广东星坤科技股份有限公司

Δ建	日期
Δ改	日期
ΔX	

文件工程章

MARK	DESCRIPTION	DATE	REVISED	APPROVED	UNSPECIFIED TOLERANCES
	REVISIONS				
					ANGULAR ±5°
					L ≤ 4 ±0.2
					4 < L ≤ 16 ±0.3
					16 < L ≤ 63 ±0.4
					L > 63 ±0.5



DSND	SCALE: N/A	MODEL TYPE:
DWN	VIEW:	PART NO.:
CHKD	UNIT: mm/in	X1302WWS-67XX-LPV01
APPD	SIZE: A4	DWG NO.:
		X-X1302WWS-67XX-LPV01
		WEIGHT
		SHEET
		REVISION
		1/1
		A0

KXB INDUSTRIAL PRECISION CO., LIMITED

NOTES 注释:

1. MATERIAL 材料:

1.1 HOUSING 外壳: THERMOPLASTIC, HIGH TEMP.,
UL94V-0;
COLOR: BLACK.

1.2 CONTACTS 触点: COPPER ALLOY.

1.3 FITTING NAIL 装配钉: COPPER ALLOY.

2. FINISH 饰面:

2.1 CONTACT 触点:

[SEE TABLE] GOLD PLATING ON THE CONTACT AREA.
GOLD FLASH PLATING ON THE SOLDERING AREA.

1.27um~2.54um [50u"~100u"] MIN. NICKEL UNDERPLATING OVERALL

2.2 FITTING NAIL 装配钉:

2.54um~5.08um [100u"~200u"] MIN. MATTE-TIN PLATING
ON THE SOLDERING AREA

1.27um~2.54um [50u"~100u"] MIN. NICKEL UNDERPLATING OVERALL.

X1302 W V S - 67 X X - LP V01

① ② ③ ④ ⑤ ⑥ ⑦ ⑧ ⑨

① Series Number

② Terminal form: W-Wafer

③ Welding Board Angle : V-Stright Angle 180°

④ Welding Way: S-SMT

⑤ No.of Pins: XX-67 PIN

⑥ HEIGHT: A 3.2mm; B 3.5mm; C 4.2mm;
D 5.5mm; E 6.7mm; F 8.5mm

⑦ KEY ID: A, B, C, D, E, F, G, H, J, K, L, M

⑧ Plastic material: LP-LCP UL94V-0

⑨ Contact Plating: V01-Gold Flash
V15 -Gold 15"u"
V30 -Gold 30"u"



1.375	1.125	1.5	14.0	2.0	14.0	6.125	M
1.375	1.125	2.5	13.0	3.0	13.0	5.125	L
1.375	1.125	3.5	12.0	4.0	12.0	4.125	K
1.375	1.125	4.5	11.0	5.0	11.0	3.125	J
1.375	1.125	5.5	10.0	6.0	10.0	2.125	H
1.375	1.125	6.5	9.0	7.0	9.0	1.125	G
DIM. G	DIM. F	DIM. E	DIM. D	DIM. C	DIM. B	DIM. A	KEY ID



1.125	1.375	9.5	6.0	9.5	6.5	-1.625	F
1.125	1.375	10.5	5.0	10.5	5.5	-2.625	E
1.125	1.375	11.5	4.0	11.5	4.5	-3.625	D
1.125	1.375	12.5	3.0	12.5	3.5	-4.625	C
1.125	1.375	13.5	2.0	13.5	2.5	-5.625	B
1.125	1.375	14.5	1.0	14.5	1.5	-6.625	A
DIM. G	DIM. F	DIM. E	DIM. D	DIM. C	DIM. B	DIM. A	KEY ID

广东星坤科技股份有限公司

姓名	日期
数量	日期
MARK	DESCRIPTION
文件	工程章

REVISIONS

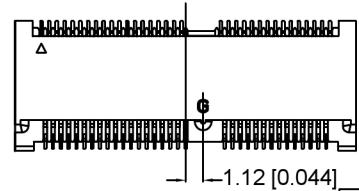
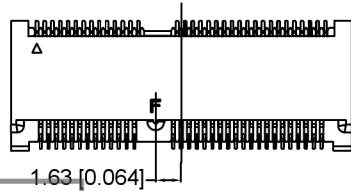
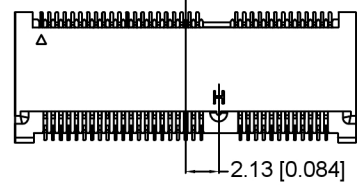
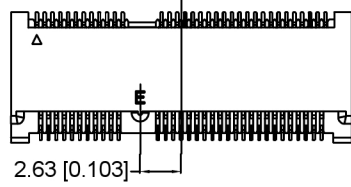
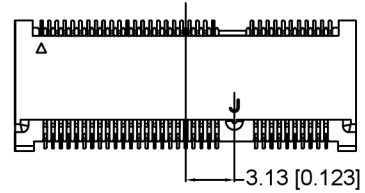
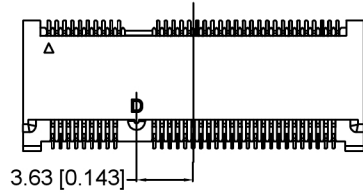
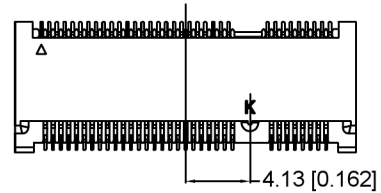
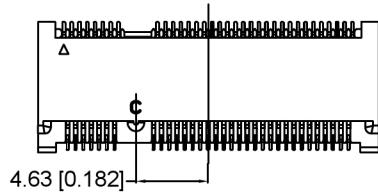
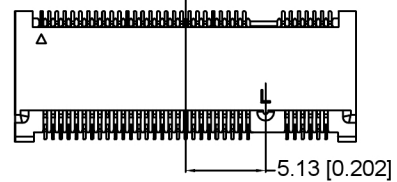
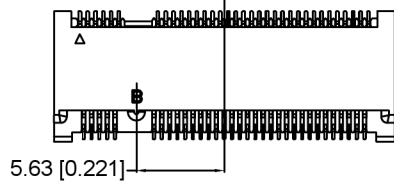
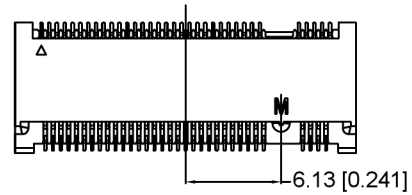
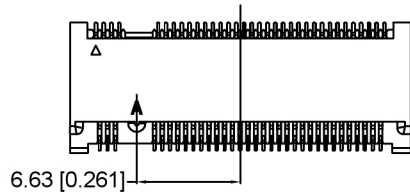
UNSPECIFIED TOLERANCES

www.helloxkb.com www.helloxkb.cn www.xk-dg.cn

ANGULAR ±5°
L ≤ 4 ±0.2
4 < L ≤ 16 ±0.3
16 < L ≤ 63 ±0.4
L > 63 ±0.5



DSND	SCALE: N/A	MODEL TYPE:
DWN	VIEW:	PART NO.: X1302WVS-67XX-LPV01
CHKD	UNIT: mm/in	DWG NO.: X-X1302WVS-67XX-LPV01
APPD	SIZE: A4	WEIGHT SHEET REVISION
XKB INDUSTRIAL PRECISION CO., LIMITED		1/1 A0



广东星坤科技股份有限公司
生效日期
文件工程章

DESCRIPTION	DATE	REVISED	APPROVED	UNSPECIFIED TOLERANCES
				ANGULAR ±5°
				L ≤ 4 ±0.2
				4 < L ≤ 16 ±0.3
				16 < L ≤ 63 ±0.4
				L > 63 ±0.5

XKB

XKB INDUSTRIAL PRECISION CO., LIMITED

DSND	SCALE: N/A	MODEL TYPE:
DWN	VIEW:	PART NO.: X1302WWS-67XX-LPV01
CHKD	UNIT: mm/in	DWG NO.: X-X1302WWS-67XX-LPV01
APPD	SIZE: A4	WEIGHT SHEET REVISION
		1/1 A0