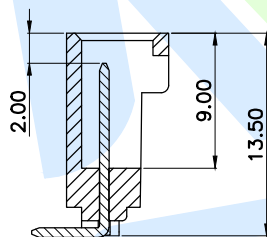
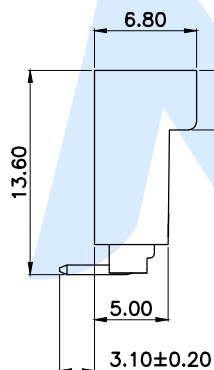
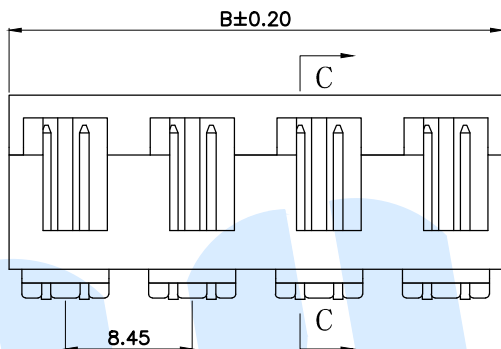
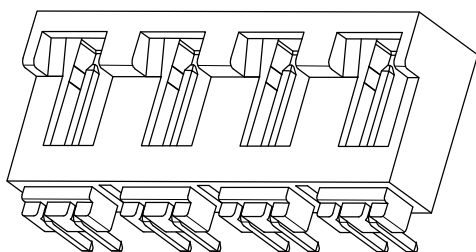
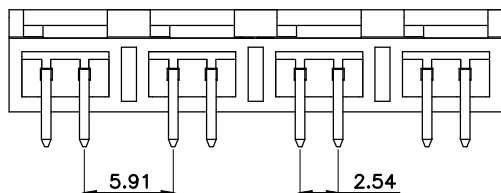
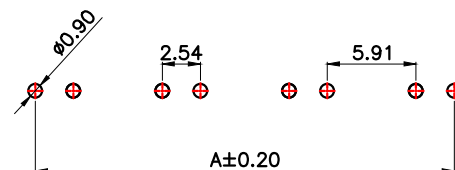
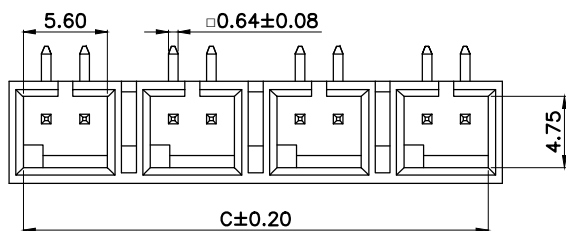
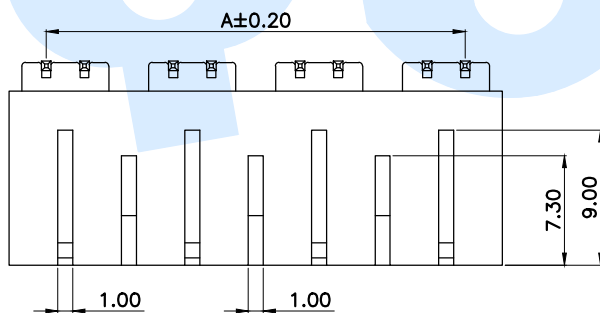


RoHS



C-C



适用线路板 (PCB LAYOUT)

Model No.	Pin	A	B	C
WAFER-TJC8-2.54-2PWZ	2	2.54	7.50	5.60
WAFER-TJC8-2.54-4PWZ	4	10.99	15.95	14.05
WAFER-TJC8-2.54-6PWZ	6	19.44	24.40	22.50
WAFER-TJC8-2.54-8PWZ	8	27.89	32.85	30.95
WAFER-TJC8-2.54-10PWZ	10	36.34	41.30	39.40
WAFER-TJC8-2.54-12PWZ	12	44.79	49.75	47.85

Specifications/技术规格:

- 1.Poles/线数: 2P、4P、6P、8P、10P、12P
- 2.Wire range/适用线规: AGW 26#~22#
- 3.Applicable PC board thickness/适用PC板厚度: 1.6mm
- 4.Current rating/额定电流: 3.0A
- 5.Voltage rating/额定电压: 250V DC/AC
- 6.Insulation Resistance/绝缘电阻: 1000MΩ Min
- 7.Dielectric Withstanding/耐电压: 1500V AC/minute
- 8.Contact Resistance/接触电阻: 20mΩ Max
- 9.Operating Temperature/工作温度: -25℃ to +85℃

NO.	Name	Number	Qty	Materil	Remarks
Ⓑ	Terminal			Brass	Plating Sn
Ⓐ	Housing		1	PA66	Black

YUANDI® Yuandi Electronics Co., Ltd

design	date	name	model
Review	date	WAFER CONNECTOR	WAFER-TJC8-2.54-□□PWZ
Approved	date		

Drawing number: Proportion 1:1 unit mm gage number A4

modify Review Approved Tolerance not specified