




M12 Connector

TE Internal #: T4140512041-000

Standard Circular Connectors, Wire-to-Panel, 4 Position, Sealable, Wire & Cable, Signal, Panel Mount, Reverse Gender, Nickel, M12 Connector

[View on TE.com >](#)

Connectors > Circular Connectors > Standard Circular Connectors > M12 Panel Mount PCB



Connector System: **Wire-to-Panel**
Connector Mounting Type: **Panel Mount**
Number of Positions: **4**
Sealable: **Yes**
Connector & Contact Terminates To: **Wire & Cable**

[All M12 Panel Mount PCB \(111\)](#)

Features

Product Type Features

| | |
|-----------------------------------|----------------------|
| Product Type | Connector Assembly |
| Accessory Color | Black |
| Assembly Requirement | Factory Assembled |
| Assembly Type | Electrical Connector |
| Circular Connector Shell Type | Metal-Shell |
| Connector Product Type | Connector Assembly |
| Connector System | Wire-to-Panel |
| Sealable | Yes |
| Connector & Contact Terminates To | Wire & Cable |
| Circular Connector Type | Plug |
| Shell Type | Metal |

Configuration Features

| | |
|---------------------------------------|---|
| Keying & Polarized Position Locations | D |
|---------------------------------------|---|



| | |
|-----------------------------|-----|
| Factory Installed Backshell | No |
| Keying | D |
| Number of Positions | 4 |
| Number of Power Positions | 0 |
| Number of Signal Positions | 4 |
| Contacts Preloaded | Yes |

Electrical Characteristics

| | |
|-------------------|---------|
| Operating Voltage | 250 VAC |
|-------------------|---------|

Body Features

| | |
|---|-------------------|
| Peripheral Seal Material | Silicone |
| Environmental Protection | IP67 |
| O-Ring Material | Silicone |
| Environmental Protection Type | Elastomer Sealed |
| Shell Plating Material | Nickel |
| Shell Base Material | Copper Alloy |
| Circular Connector Insulation Material Type | Polyamide 66 GF25 |
| Hermetically Sealed | Yes |

Contact Features

| | |
|---------------------------------|-----|
| Contact Current Rating (Max) | 4 A |
| Reverse Gender | Yes |
| Circular Connector Contact Type | Pin |

Mechanical Attachment

| | |
|-------------------------|-------------|
| Connector Mounting Type | Panel Mount |
| Polarization Code | D |
| Mating Alignment Type | Keyed |

Housing Features

| | |
|-------------------------------|----|
| Circular Connector Shell Size | 18 |
|-------------------------------|----|

Usage Conditions

| | |
|-----------------------------|---------------------------|
| IP Water Sealing Level | IP67 |
| Operating Temperature Range | -40 – 85 °C[-40 – 185 °F] |

Operation/Application

| | |
|---------------------|--------|
| Circuit Application | Signal |
|---------------------|--------|



| | |
|------------------------|---------|
| Shielded | No |
| Industry Standards | |
| UL Flammability Rating | UL 94HB |
| Packaging Features | |
| Packaging Quantity | 1 |
| Other | |
| Field Serviceable | No |

Product Compliance

For compliance documentation, visit the product page on TE.com>

| | |
|---|--|
| EU RoHS Directive 2011/65/EU | Compliant with Exemptions |
| EU ELV Directive 2000/53/EC | Compliant with Exemptions |
| China RoHS 2 Directive MIIT Order No 32, 2016 | Restricted Materials Above Threshold |
| EU REACH Regulation (EC) No. 1907/2006 | Current ECHA Candidate List: JAN 2024 (240) Candidate List Declared Against: JAN 2024 (240) SVHC > Threshold: Pb (4% in Component Part) Article Safe Usage Statements: Do not eat, drink or smoke when using this product. Wash thoroughly after handling. Recycle if possible and dispose of the article by following all applicable governmental regulations relevant to your geographic location. |
| Halogen Content | Low Halogen - Br, Cl, F, I < 900 ppm per homogenous material. Also BFR/CFR/PVC Free |
| Solder Process Capability | Not applicable for solder process capability |




Product Compliance Disclaimer

This information is provided based on reasonable inquiry of our suppliers and represents our current actual knowledge based on the information they provided. This information is subject to change. The part numbers that TE has identified as EU RoHS compliant have a maximum concentration of 0.1% by weight in homogenous materials for lead, hexavalent chromium, mercury, PBB, PBDE, DBP, BBP, DEHP, DIBP, and 0.01% for cadmium, or qualify for an exemption to these limits as defined in the Annexes of Directive 2011/65/EU (RoHS2). Finished electrical and electronic equipment products will be CE marked as required by Directive 2011/65/EU. Components may not be CE marked. Additionally, the part numbers that TE has identified as EU ELV compliant have a maximum concentration of 0.1% by weight in homogenous materials for lead, hexavalent chromium, and mercury, and 0.01% for cadmium, or qualify for an exemption to these limits as defined in the Annexes of Directive 2000/53/EC (ELV). Regarding the REACH Regulation, the information TE provides on SVHC in articles for this part number is based on the latest European Chemicals Agency (ECHA) 'Guidance on requirements for substances in articles' posted at this URL: <https://echa.europa.eu/guidance-documents/guidance-on-reach>

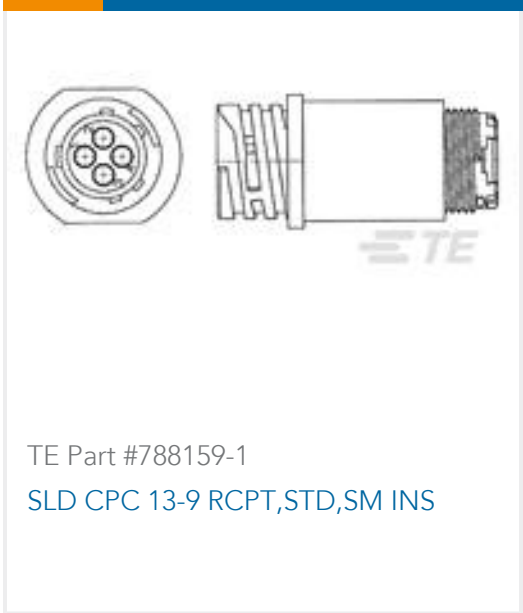

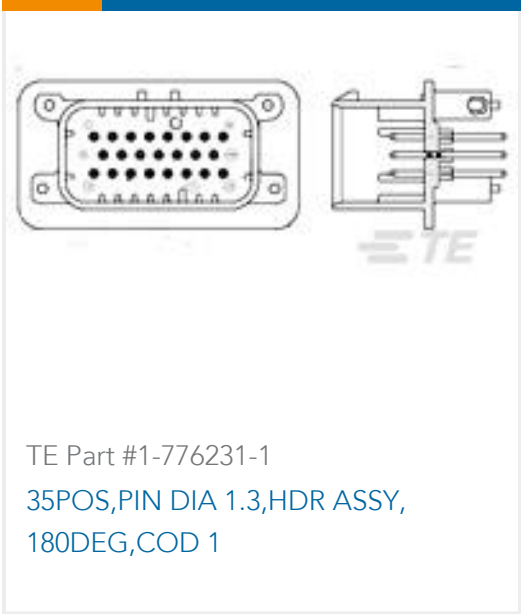
Compatible Parts



Also in the Series | M12 Connector



Customers Also Bought





Documents

Product Drawings

M12,REAR MOUNTING,MALE,D CODE,4P

English

CAD Files

Customer View Model

ENG_CVM_CVM_T4140512041-000_B.3d_igs.zip

English

Customer View Model

ENG_CVM_CVM_T4140512041-000_B.3d_stp.zip

English

Customer View Model

ENG_CVM_CVM_T4140512041-000_B.2d_dxf.zip

English

3D PDF

3D

By downloading the CAD file I accept and agree to the [Terms and Conditions](#) of use.

Datasheets & Catalog Pages

M8 / M12 Connector System Catalog

English

Product Specifications

Application Specification

English

Agency Approvals

UL

English