




Connectors > Connector Accessories > Connector Caps & Covers



Connector Cover Type: **Protective Cap**

Primary Product Color: **Orange**

Primary Product Material: **Thermoplastic**

Operating Temperature (Max): **80 °C [176 °F]**

Operating Temperature Range: **-20 – 80 °C [-4 – 176 °F]**

Features

Product Type Features

Connector Cover Type	Protective Cap
----------------------	----------------

Body Features

Primary Product Color	Orange
Primary Product Material	Thermoplastic

Housing Features

Compatible With Connector Shape	Circular
---------------------------------	----------

Usage Conditions

Operating Temperature (Max)	80 °C[176 °F]
Operating Temperature Range	-20 – 80 °C[-4 – 176 °F]

Operation/Application

Compatible With Connector Shell Size	17
--------------------------------------	----

Product Compliance

[For compliance documentation, visit the product page on TE.com>](#)

EU RoHS Directive 2011/65/EU	Compliant
------------------------------	-----------



EU ELV Directive 2000/53/EC	Not Yet Reviewed
China RoHS 2 Directive MIIT Order No 32, 2016	No Restricted Materials Above Threshold
EU REACH Regulation (EC) No. 1907/2006	Current ECHA Candidate List: JAN 2024 (240) Candidate List Declared Against: JAN 2024 (240) Does not contain REACH SVHC
Halogen Content	Low Halogen - Br, Cl, F, I < 900 ppm per homogenous material. Also BFR/CFR/PVC Free
Solder Process Capability	Not reviewed for solder process capability


Product Compliance Disclaimer

This information is provided based on reasonable inquiry of our suppliers and represents our current actual knowledge based on the information they provided. This information is subject to change. The part numbers that TE has identified as EU RoHS compliant have a maximum concentration of 0.1% by weight in homogenous materials for lead, hexavalent chromium, mercury, PBB, PBDE, DBP, BBP, DEHP, DIBP, and 0.01% for cadmium, or qualify for an exemption to these limits as defined in the Annexes of Directive 2011/65/EU (RoHS2). Finished electrical and electronic equipment products will be CE marked as required by Directive 2011/65/EU. Components may not be CE marked. Additionally, the part numbers that TE has identified as EU ELV compliant have a maximum concentration of 0.1% by weight in homogenous materials for lead, hexavalent chromium, and mercury, and 0.01% for cadmium, or qualify for an exemption to these limits as defined in the Annexes of Directive 2000/53/EC (ELV). Regarding the REACH Regulation, the information TE provides on SVHC in articles for this part number is based on the latest European Chemicals Agency (ECHA) 'Guidance on requirements for substances in articles' posted at this URL: <https://echa.europa.eu/guidance-documents/guidance-on-reach>


Compatible Parts

 <p>TE Part # CAT-AM71-C83998J Cable/Panel Mount Connector, CPC Series 1</p>	 <p>TE Part # CAT-AM71-C83998M CPC Connectors, Series 2</p>	 <p>TE Part # 1-207369-1 CPC RECEPT ASSY SIZE 17-28 LF</p>	 <p>TE Part # CAT-AM71-C83998U Environmentally Sealed Circular Connector, CPC Series 5</p>
 <p>TE Part # CAT-AM71-C83998AA Two-Piece Receptacle, CPC Series 6</p>	 <p>TE Part # CAT-AM71-C83998Y One-Piece Connector, Sealed, CPC Series 1</p>	 <p>TE Part # 206043-4 CPC RECPT ASSEMBLY SIZE 17-14</p>	 <p>TE Part # CAT-AM71-C83998BB CPC SERIES 3</p>







TE Part # CAT-AM71-C83998F
Connectors with Posted Pin Contacts, CPC Series 1




TE Part # CAT-AM71-C83998X
Sealed Two-Piece Connector, CPC Series 6




TE Part # CAT-AM71-C83998DD
Connectors, CPC Series 2, with Posted Contacts




TE Part # 206036-3
RECEPT, SZ 17-16, CPC




TE Part # 206036-1
RECEPT, SZ 17-16 CPC




TE Part # 213890-2
CPC RECPT SEALED SIZE 17-3



TE Part # 1-207369-3
CPC RECEPT ASSY SZ 17-28 LF



TE Part # 1776904-1
CPC POSTED RCPT, 17-16, R/A



TE Part # 2267081-1
CPC 17-3 RCPT ASY, REV SEX, UV

Documents

Product Drawings

CAP, CPC, SIZE 17 RECP, ORANGE

English

CAD Files

Customer View Model

ENG_CVM_CVM_4-2407269-1_2.3d_stp.zip

English

Customer View Model

ENG_CVM_CVM_4-2407269-1_2.2d_dxf.zip

English

Customer View Model

ENG_CVM_CVM_4-2407269-1_2.3d_igs.zip

English

3D PDF

3D

By downloading the CAD file I accept and agree to the [Terms and Conditions](#) of use.

Instruction Sheets



Instruction Sheet (U.S.)

English