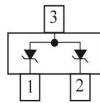
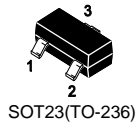


### FEATURES

- We declare that the material of product compliance with RoHS requirements and Halogen Free.
- S- prefix for automotive and other applications requiring unique site and control change requirements; AEC-Q101 qualified and PPAP capable.
- 2 Unidirectional transil functions
- Low leakage current: IR max < 20  $\mu$ A at VRM
- 260W peak pulse power(8/20 $\mu$ s)
- Transient protection for data lines as per IEC61000-4-2(ESD) 23KV(air) 23KV(contact) IEC61000-4-5(Lightning) see IPPM below

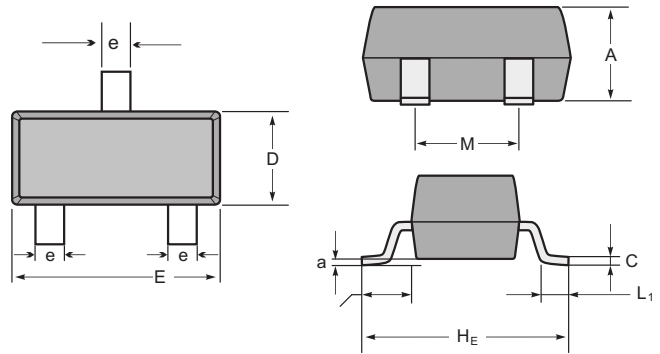
### APPLICATIONS

- Computers
- Printers
- Communication systems



### Ordering information

Order code	Package	Making
PESD5V2S2UT	SOT-23	WU1



SOT-23 mechanical data

UNIT	A	C	D	E	H <sub>E</sub>	e	M	L	L <sub>1</sub>	a	
mm	max	1.1	0.15	1.4	3.0	2.6	0.5	1.95	0.55 (ref)	0.36 (ref)	0.0
	min	0.9	0.08	1.2	2.8	2.2	0.3	1.7			0.15
mil	max	43	6	55	118	102	20	77	22 (ref)	14 (ref)	0.0
	min	35	3	47	110	87	12	67			6

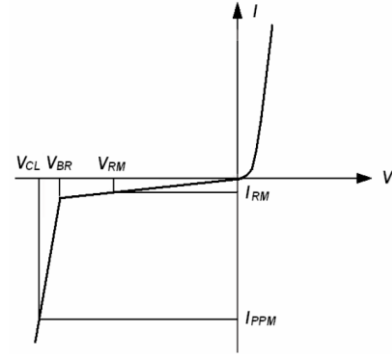
### ABSOLUTE RATINGS(T<sub>a</sub> = 25°C)

Parameter	Symbol	Limits	Unit
Peak Pulse Power (tp = 8/20 $\mu$ s)	PPP	260	W
Lead Solder Temperature – Maximum (10 Second Duration)	TL	260	°C
Storage Temperature Range	Tstg	-55 ~ +150	°C
Operating Temperature Range	Top	-40 ~ +125	°C
Maximum junction temperature	Tj	150	°C
Electrostatic discharge	VPP		kV
IEC61000-4-2 air discharge		23	
IEC61000-4-2 contact discharge		23	

# PESD5V2S2UT

## ELECTRICAL CHARACTERISTICS (Ta= 25°C)

Symbol	Parameter
VRM	Stand-off voltage
VBR	Breakdown voltage
VCL	Clamping voltage
IRM	Leakage current
IPPM	Peak pulse current



## ELECTRICAL CHARACTERISTICS (Ta= 25°C)

DEVICE	VRWM (V)	IR (μA) @VRWM	VBR (V) @IT (Note 1)	IT (mA)	VC (V) @IPP=1A	VC (V) @IPP=13A	IPP(A) @tp=8/20μs	C (pF) f=1MHz
	Max.	Max.	Min.		Max.	Max.	Max.	Max.
PESD5V2S2UT	5	5	6	1	12	20	13	200

1. 8/20 waveform used.

RATING AND CHARACTERISTIC CURVES (PESD5V2S2UT)

