

规 格 书

SPECIFICATION


客户 立创
CUSTOMER

客户料号
CUSTOMER P/N

规格描述
DESCRIPTION 16V/470UF/M/直脚/5.5*11/L20/银白色/PB(固态) /ZNR

产品编码
PART NUMBER CE1C477MA1Q4GAPB100

日期
DATE 2024-07-26

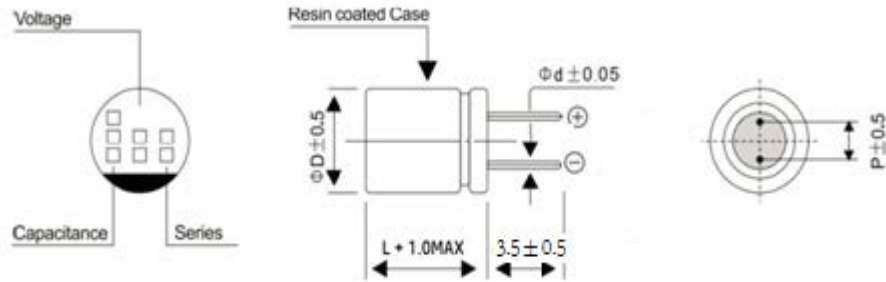


德尔创承认栏 APPROVED BY DERSONIC			客户承认栏 APPROVED BY CUSTOMER	
批 准 APPROVED BY	审 核 CHECK BY	制订 FORMULATE BY	批 准 APPROVED BY	审 核 CHECK BY
				

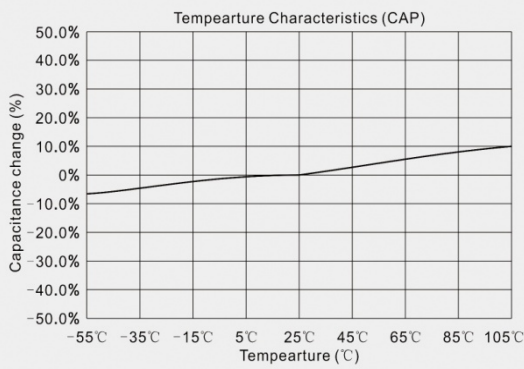
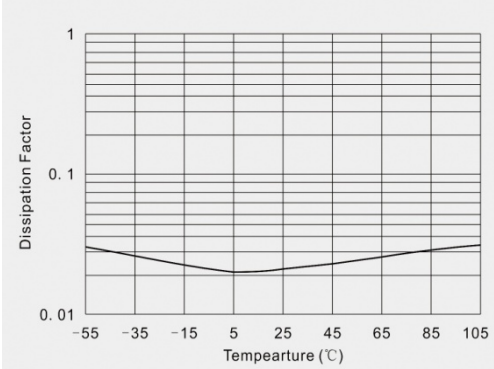
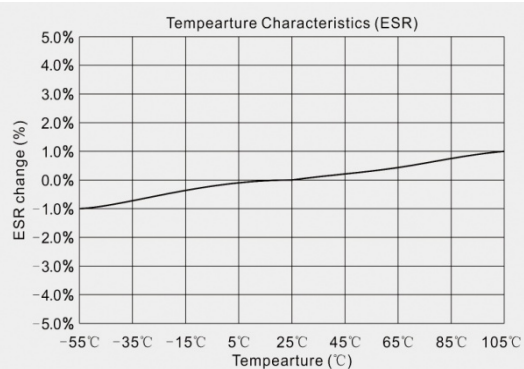
东莞市德尔创电子有限公司

DONGGUAN DERSONIC ELECTRONIC CO., LTD.

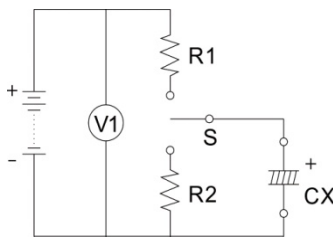
中国广东省东莞市寮步镇松湖智谷科技产业园2栋15楼
15/F, Building 2, Songhu Zhigu Science and Technology Industrial Park,
Liaobu Town, Dongguan City, Guangdong Province, China
TEL: +86-769-8533 5208 FAX: +86-769-8155 5989
Website: <http://www.dersonic.com>

[illegible]

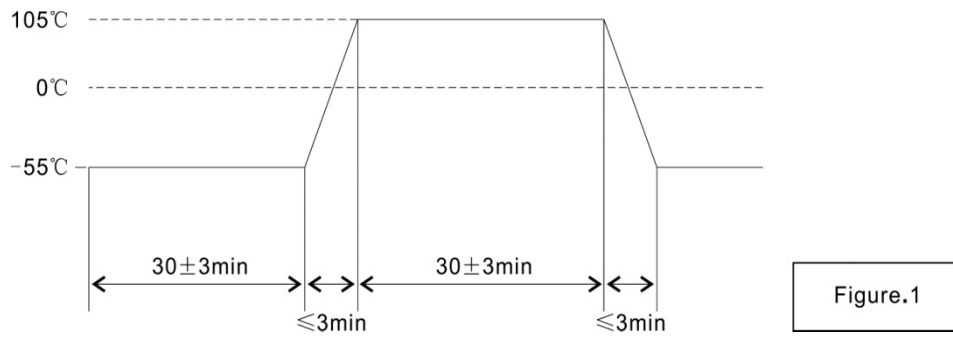
一、概述 SCOPE												
本产品规格书适用于固态铝电解电容产品。												
The product specification is adapted to Polymer Aluminum Electrolytic Capacitors .												
二、外形图及尺寸表 Case size table												
			<table><tr><td>ΦD</td><td>5.5</td></tr><tr><td>L</td><td>11</td></tr><tr><td>P</td><td>2.5</td></tr><tr><td>Φd</td><td>0.5</td></tr></table>		ΦD	5.5	L	11	P	2.5	Φd	0.5
ΦD	5.5											
L	11											
P	2.5											
Φd	0.5											
三、技术性能 Specifications												
1	系列号(SERIES)	PB										
2	额定电压 (rated voltage)	16										
3	工作温度范围 Operating temperature range	工作温度范围是指电容器在额定电压下能持续工作所允许外部环境的温度范围 operating temperature range is the range of ambient temperature at which the capacitor can be operated continuously at rated voltage SPEC:-55~+105℃										
4	电容容量 capacitance	测量等效电路图										
		测量温度20℃	measuring temperature									
		测量频率120HZ	measuring frequency									
		测量电压 0.5Vrms	measuring voltage									
		标称电容量允许偏差:±20% MAX	Nominal Capacitance Tolerance:±20% MAX									
5	损耗角正切值的测量应要和测量电容容量一样的条件下进行 Measurement should be made under the same conditions as those given for the measurement of capacitance											
	SPEC:											
	损耗正切值 (tan δ)	$U_R(V)$	16									
		tanδ	0.08									
6	漏电流 leakage current	将额定电压加在电容和1000± 100Ω的保护电阻上。在充电2分钟后，按下列等式计算漏电流。 the rated voltage shall be applied across the capacitor and its protective resistor which shall be 1000±100Ω.The leakage current shall be then measured after an electrifications period of (A)min. The leakage current shall be calculated by the following equation. 在加上额定电压一定时间后，应满足下列要求：1 ≤0.2CV or 200μA Which is greater（取较大者）（20℃、2分钟） SPEC: The following specifications shall be satisfied when the rated voltage is applied for the required time.										
7	等效串联阻抗 Equivalent Series Resistance (ESR)	测量等效电路图										
		测量温度20℃	measuring temperature									
		测量频率100KHZ	measuring frequency									
		测量电压0.5Vrms	measuring voltage									
8	允许最大纹波电流 Maximum permissible ripple current	在规定的某一频率下的最大交流电流，在该电流下电容器连续工作。即使在测过耐久性后，此要求仍要满足。在此，DC电压加上最大纹波电压小于等于额定电压。 The maximum sinusoidal alternating current of a frequency specified below, at which the capacitor can be operated continuously. This requirement shall be satisfied even after the measurement electrical endurance Where(DC voltage +peak ripple voltage)≤rated voltage										

9	温度特性 Temperature Characteristics	<div style="display: flex; justify-content: space-around;"> <div style="text-align: center;">  <p>Temperature Characteristics (CAP)</p> </div> <div style="text-align: center;">  <p>Dissipation Factor</p> </div> <div style="text-align: center;">  <p>Temperature Characteristics (ESR)</p> </div> </div>
---	-------------------------------------	--

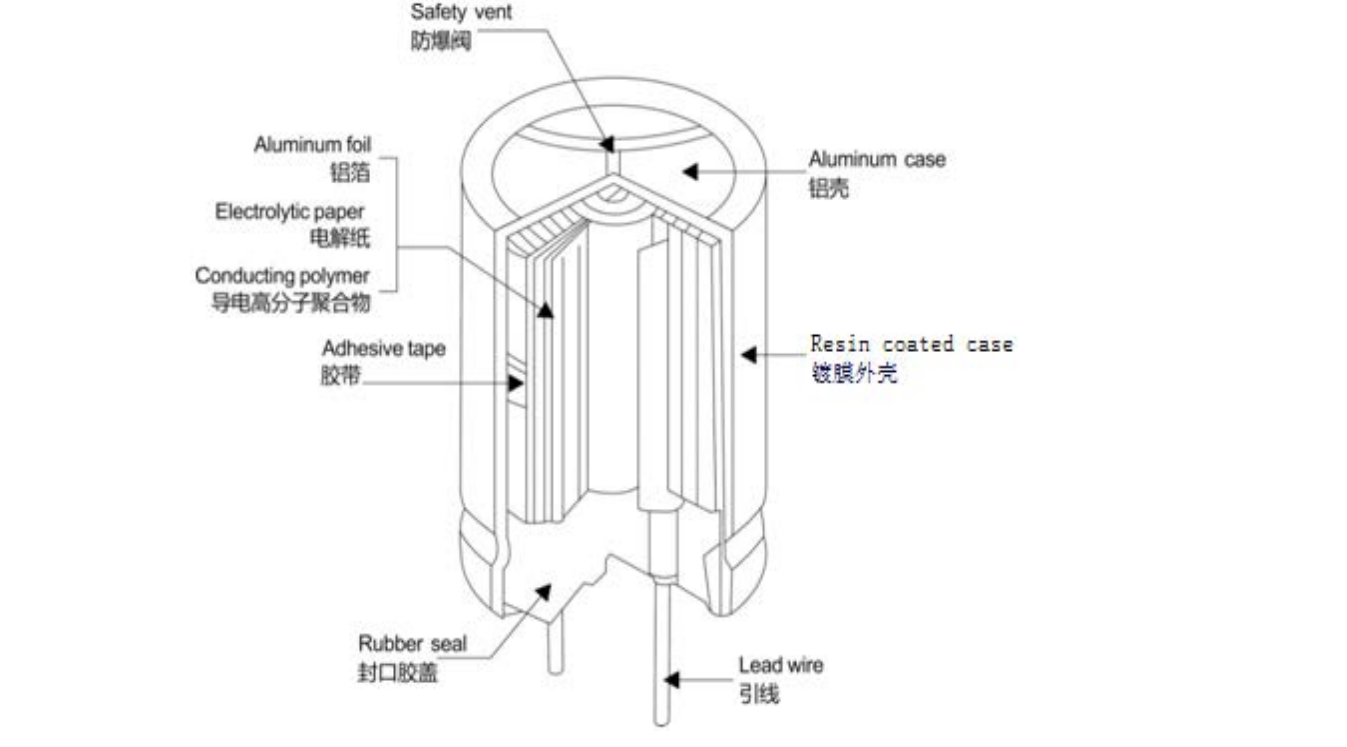
四、测试方法及要求 Tests

1	浪涌测试	在规定温度下循环测试1000次，每次充电30±5秒，在放电大约5分30秒。在标准温度条件下存放使其稳定，然后再测试。 he capacitor shall be subjected to 1000 cycles at a temperature specified below, each consisting of a charge period of 30±5sec, followed by a discharge period of approx. 5min30sec. And the capacitor shall be stored under standard conditions thermal to obtain stability,after which measurements shall be made. measurement circuit(测试电路图)			
				VZ: 浪涌电压 Surge voltage	V1: 直流电压 DC voltage
				R1: 保护电阻 (1KΩ) Protective resistor	R2: 放电电阻 Discharge resistor
				CX:测试电容 Test capacitor	S:开关 Switch
		SPEC:			
		1) 电容量变化Change in capacitance: ±10%初时值以内Within±10% of the initial value			
		2) 损耗正切值tangent of the loss angle: 小于等于初时值The initial specified value			
		3) ESR (equivalent series resistance) : 小于等于初时值The initial specified value or less			
		4) 漏电流leakage current: 小于等于初时值The initial specified value or less			
		电压设定:		RATED VOLTAGE (V_{DC})	16V
		SURGE VOLTAGE (V_{DC})	18.4V		
2	端子强度	1) 拉力(tensile)			
		d(mm)	[N]	Duration time	
		0.5	10	10±2sec(秒)	
		2)抗弯强度 (Bending)			
		端子应该在每一个方向上折弯一次，总共两次			
		The terminal shall be subjected to 1 bend in each direction to give a total 2 bends.			
		d(mm)	[N]		
0.5	5.0 (0.51KG)				
端子没有破损或松动 SPEC: No breaking and loosening of terminal					

3	可焊性 Solderability	焊料(Solder) : H60A. H60S or(或)H63A
		焊接温度(Solder temperature) : 245±2℃
		浸入时间(Immersion time) : 3±0.5sec(秒)
		浸入深度(Immersion depth) : 离本体 1.5~2mm
		熔化: 松香在酒精的浓度是25% Flux: 25% by weight of rosin in ethanol
		从含浸处到顶部, 至少有3/4部分覆盖有新焊料
		SPEC:1)3/4 of the circumference of the surface up to the immersed shall be covered with
		new solder.
4	耐焊接热 Resistance to soldering heat	焊料: (Solder) : H60A.H60S or (或) H63A
		焊接温度(Solder temperature) : 350±10℃ (or 350±10℃)
		浸入时间(Immersion time) : 10±1sec(秒) (or 或 3.5±0.5sec)
		绝热遮罩板的厚度 (Thickness of heat shunt:1.6mm) : 1.6mm
		SPEC: 1)电容量变化Change in capacitance: ±10%初时值以内Within±10%of the initial
		value
		2)损耗正切角tangent of the loss angle:小于等于初始规定值The initial specified
		value or less
5	表示耐溶剂性	标示应清晰可见
		试剂: 乙丙醇, 浸入时间30±0.5sec
6	高温高湿 Dampheat, steady state	电容器在温度60±2℃, 相对湿度90%到95%条件下存放240±8个小时, 然后在标准条件下放1
		到2小时后进行测量。the capacitor shall be stored at a temperature of 60±2℃ and relative humidity
		of 90 to 95% for 240±8hours. And then the capacitor shall be subjected to standard atmospheric
		conditions for 1 to 2hours, after which measurements shall be made.
		SPEC: 1)电容量变化Change in capacitance: ±20%初时值以内Within±20%of the initial value
		2)损耗正切角tangent of the loss angle:150%初始值规定以内within ±150%of the
		initial value
7	高温储存 Shelf life	3)ESR (equivalent series resistance) : 150%初始值规定以内within ±150%of the
		initial value
		4)漏电流leakage current: 小于等于初时值The initial specified value or less
		在+105℃温度下不外加电压储存, 电容器存放1000小时。然后在标准条件下放1到2小时进行测量, 并
		在测漏电流前, 必须满足以上条件。The capacitor shall be stored at +105℃ temperature
		specified below for 1000 hours. During which time no voltage shall be applied. And then the
		capacitor shall be subjected to standard atmospheric conditions for 1 to 2hours, after which
		measurements shall be made, Prior to the measurement of leakage current, following conditioning
		may be made.
		SPEC: 1):电容量变化Change in capacitance: ±20%初时值以内Within±20%of the initial value
		2)损耗正切角tangent of the loss angle:不大於規範值的150%
		150% or less of initial specified value
		3)ESR (equivalent series resistance) : 不大於規範值的150%
		150% or less of initial specified value
		4)漏电流leakage current: 小于等于初时值The initial specified value or less

8	耐久性 load life	在+105℃下，电容器施加带纹波电流的额定电压2000小时。在标准条件下放1到2小时后进行测量。 The rated voltage with specified ripple current shall be applied continuously to the capacitor at maximum operating temperature +105℃ for 2000 hours. And then the capacitor shall be subjected to standard atmospheric conditions for 1 to 2 hours, after which measurement shall be made.
		SPEC: 1) 电容量变化Change in capacitance: $\pm 20\%$ 初时值以内 Within $\pm 20\%$ of the initial value
		2) 损耗正切角tangent of the loss angle: 150% 初始值规定以内 within $\pm 150\%$ of the initial value
		3) ESR (equivalent series resistance) : 150% 初始值规定以内 within $\pm 150\%$ of the initial value
		4) 漏电流leakage current: 小于等于初时值 The initial specified value or less.
9	温度循环测试 Rapid temperature change	电容器要在图1的温度循环要求下保持5个循环，然后在标准条件下放1-2个小时后进行测量。 The characteristics of a capacitor kept under the temperature cycle indicated in Figure 1 for 5 cycles. And then the capacitor shall be subjected to standard atmospheric conditions for 1 to 2 hours, after which measurement shall be made
		
		SPEC: 1) 电容量变化Change in capacitance: $\pm 10\%$ 初时值以内 Within $\pm 10\%$ of the initial value
		2) 损耗正切角tangent of the loss angle: 小于等于初时值 The initial specified value or less
		3) ESR (equivalent series resistance) : 小于等于初时值 The initial specified value or less
		4) 漏电流leakage current: 小于等于初时值 The initial specified value or less.
10	低温测试 Low temperature test	电容器要在温度-55℃条件下存放72±2个小时。然后在标准条件下放1到2个小时进行测试。 the shall be stored at a temperature of -55℃ for 72±2 hours. And then the capacitor shall be subjected to standard atmospheric conditions for 1 to 2 hours, after which measurements shall be made
		SPEC: 1) 电容量变化Change in capacitance: $\pm 10\%$ 初时值以内 Within $\pm 10\%$ of the initial value
		2) 损耗正切角tangent of the loss angle: 小于等于初时值 The initial specified value or less
		3) ESR (equivalent series resistance) : 小于等于初时值 The initial specified value or less
		4) 漏电流leakage current: 小于等于初时值 The initial specified value or less.
11	充放电测试 Charging and discharging test	在25±5℃的环境下，施加额定工作电压、1000Ω电阻，充电1S，放电1S，循环500000次。 The capacitor shall be subjected to 500000 cycles application of rated voltage、1000 Ω resistance at maximum operating temperature 25±5℃. each consisting of a charge period of 1sec, followed by a discharge period of approx. 1sec
		SPEC: 1) 电容量变化Change in capacitance: $\pm 10\%$ 初时值以内 Within $\pm 10\%$ of the initial value
		2) 损耗正切角tangent of the loss angle: 不大於規範值的150% 150% or less of initial specified value
		3) ESR (equivalent series resistance) : 不大於規範值的150% 150% or less of initial specified value
		4) 漏电流leakage current: 小于等于初时值 The initial specified value or less.

五：结构图



六:标志 Marking

⊖

⊕

① : Capacitance

② : Voltage

③ : Series

1,	代表容量 Rate Capacitance
2,	代表电压 Rate Voltage
3,	代表系列号 Series

七、	铝电解电容使用注意事项。Guidelines For Using Aluminum Electrolytic Capacitor.
	为了使你获得电解电容的最佳性能和延长电解电容的使用寿命，在使用电解电容前，请务必阅读本注意事项。
	Upon using Aluminum Electrolytic Capacitors, please proper handing and observing to following important
	points will insure optimum capacitor performance and long life.
1	直流电解电容是有极性的。DC electrolytic capacitors are polarized.
	确定极性，极性标志在电容器的基体上。以免因极性反可能引起电路短路或电容器损坏，当极性不固定或不确定的，使用无极性电容器。注意直流电容器不能使用于交流。Make sure of the polarity. The polarity is marked to
	on the body of the capacitor .Application of the reversed voltage cause a short circuit or damage the capacitor.
	Use bipolar capacitors when the polarity is not determined or unknown. Note that DC electrolytic capacitors can not be used for AC application.
2	使用电压不要大于额定电压。Do not apply voltage Higher than rated voltage.
	使用电压大于额定电压，漏电流会增大，可能损坏电容器。建议工作电压为额定电压的70%-80%，电容器在建议工作电压下使用可以延长电容器的寿命。If a voltage exceeding the rated voltage is applied, the leakage current
	will increase, which damage the capacitor. Recommended working voltage is 70 to 80 percent of tatted voltage.
	Using capacitors at recommended working voltage prolongs capacitor life.
3	不要使用过量纹波电流通过电容器。Do not allow excessive ripple current through the capacitor.
	流过电容器的纹波电流超过许可值，将会引起电容器发热，电容量减少，损耗电容器。通过电容器的纹波电流不要大于允许值。The flow of ripple current over permissible ripple current will cause heat of the capacitor, which
	may decrease the capacitance and damage the capacitor. Ripple current on the capacitor must be at or bellow allowable level.
4	快速充放电电路中，使用专门设计的电容器。Use specially designed capacitors for the circuits where charge and discharge are frequency repeated.
	在经受快速的周期性充放电电路中，电容器可能收到损害，它的寿命因容量下降、温升等原因而缩短，在这种电路中，一定要使用专门设计的电容器。In the circuit subjected to rapid charge cycles, capacitors may be
	damaged, its life may be shortened by capacitance decrease, heat rise, ect. Be sure and use special capacitors in these applications.
5	工作温度范围。Operating temperature range.
	电容器的特性随工作温度变化而变化，在温度较高的情况下，容量，漏电流增大，损耗减少；在低温情况下，容量和漏电流下降，损耗增大。电容器在较低温度下使用会确保延长寿命。The characteristics of capacitors change
	with the operating temperature. The capacitance and leakage current increase and tgδ decrease at higher temperatures. The capacitance and leakage current decrease and tgδ at increase lower temperature. Usage at
	lower temperature will ensure longer life.
6	核对工作频率。Check operating frequency.
	电解电容器的容量通常是在100HZ或者120HZ下测得的。然而要记住容量随频率的升高而下降， $\tan \delta$ 随频率的升高而增大，并使周围温度升高。The capacitance of electrolytic capacitors is usually measured at 100Hz or 120Hz.
	However, remember that capacitance decrease and tgδ increase as the applied frequency becomes higher whereas the ambient temperature becomes higher.
7	长时间存放的电容器，在使用前加额定直流电压处理。
	Apply rated DC voltage treatment to the capacitors which have been stored for a long time.
	长时间的存放，实际对电容器的容量和 $\tan \delta$ 没有多大的影响，然而往往会使漏电流增大，耐压降低。长时间存放后的电容器处理，首先逐渐施加直流电压至额定电压，然后再使用。Long periods of storage have virtually no
	effect on a capacitor's capacitance and tgδ. Such periods tend however, to increase leakage current and decrease withstand voltage. After removing capacitors from long-duration storage, first apply a gradually
	increasing DC voltage to rated voltage and then use them.
8	固态电容器的外殼為镀膜外殼，与極性是绝缘的。The Case of Conductive Polymer Aluminum Solid Electrolytic
	Capacitor is Resin coated case which is insulated with the terminals.