

CRYSTAL SPECIFICATION



CUSTOMER PART NO. : 9SM2500020AFHHF0
PRODUCT CODE : 9SM2500020AFHHF0
PRODUCT DESCRIPTION : HC49US CRYSTAL THRU HOLE TYPE

Customer Approval :

Hong Kong X'tals Limited



Unit C, 24/F, Shield Industrial Centre,
84 - 92 Chai Wan Kok Street,
Tsuen Wan, New Territories, Hong Kong.

Fax: (852) 3511 2420
Phone: (852) 3511 2388
Email: hkxtals@HongKongCrystal.com
Website: www.hongkongcrystal.com

Date : 02/07/2024

Approved by :

A handwritten signature in black ink, appearing to be "Ronald Chan".

Mr. Ronald Chan / Product Engineer

CRYSTAL SPECIFICATION

Product Code : 9SM2500020AFHHF0

Description : Quartz Crystal

Revision History

Rev.	Date	Reason	Issued By
0	14/06/2012		Xiao Cui

CRYSTAL SPECIFICATION

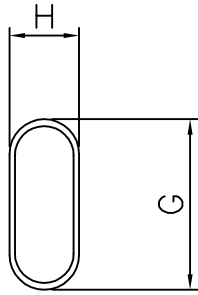
Customer Part No. : 9SM2500020AFHHF0
Product Code : 9SM2500020AFHHF0
Description : Quartz Crystal
Nominal Frequency : 25.000 MHz
Oscillation Mode : Fundamental
Holder Type : 9S

Measure equipment

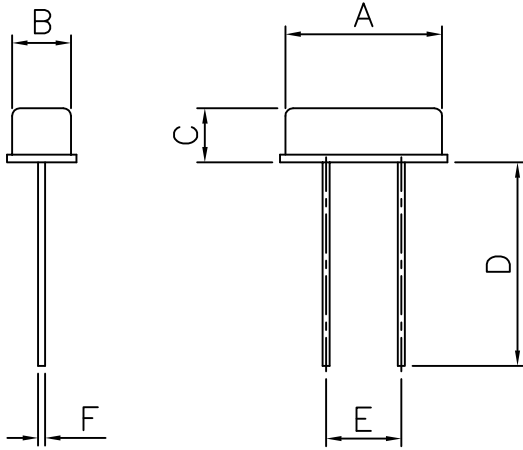
Electrical characteristics measured by Kolinker KH1240 or HP5100 equivalent.

Electrical Characteristics :

Load Capacitance	20 pF
Frequency Tolerance At 25 °C	± 30 ppm
Frequency Stability	± 50 ppm
Temperature Range	-20 ~ 70 °C
Operable Temperature Range	-40 ~ 85 °C
Ageing	< ± 5 ppm first year
Drive Level	50 µW
Equivalent Series Resistance	30 ohms Max.
Shunt Capacitance	7 pF Max.
Insulation Resistance	500M ohm Min at 100 VDC
Marking	25.000/BBB



TOP VIEW



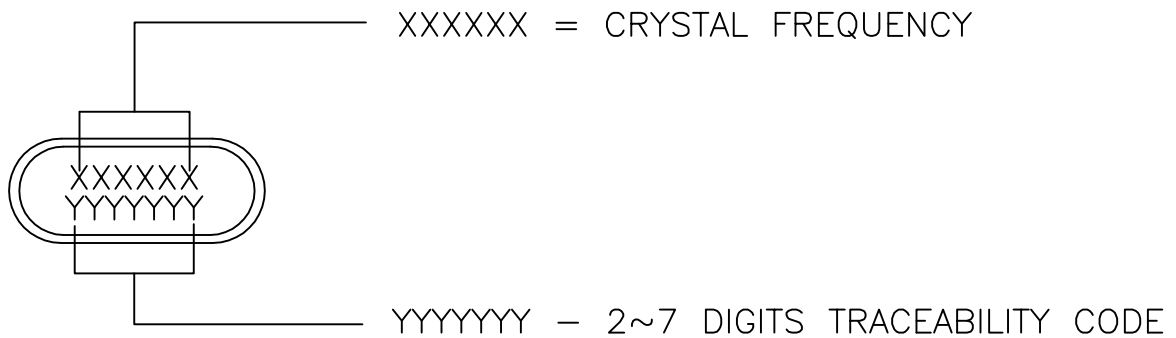
FRONT VIEW

SIDE VIEW

ITEM	DIMENSION	
A	10.16 Max.	
B	3.81 Max.	
C	TYPE	HEIGHT
	92	2.25/2.35mm*
	93	2.50mm Max.
	9S	3.50mm Max.
	94	4.00mm Max.
D	1.LEAD LENGTH 13.2±0.5(STANDARD)	
	2.LEAD LENGTH (2.8~16)±0.5 REFER TO CUSTOMER REQUEST	
E	4.88 ±0.2	
F	0.45 ±0.05	
G	11.05 Max.	
H	4.7 Max.	

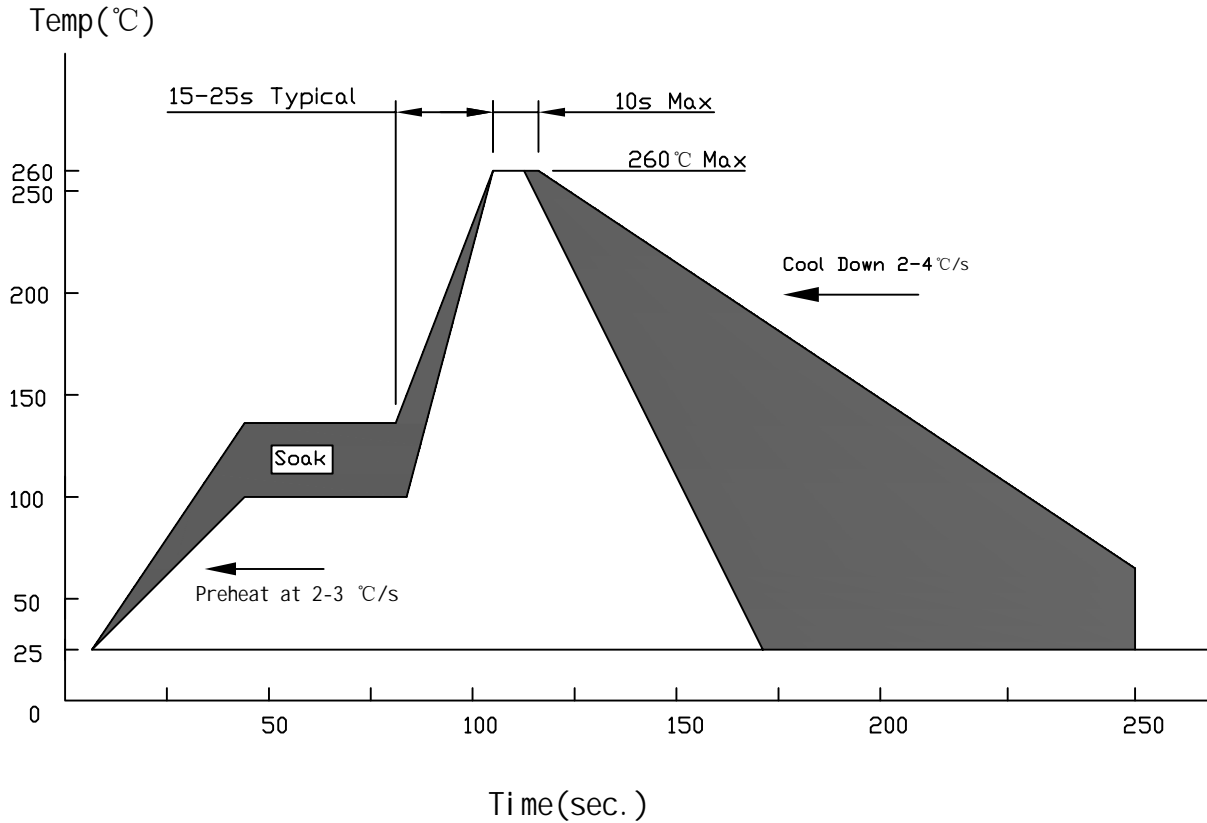
* >5MHz = 2.25mm MAX
 <5MHz = 2.35mm MAX

MARKING INFORMATION



49S DETAILS & MARKING INFORMATION							CREATIVE	
ITEM	QTY.	DESCRIPTION	MAT'L	HDN.	SURFACE	MAT'L SIZE	REMARK	
GENERAL TOLERANCE: .X=±0.5 .XX=±0.1 .XXX=±0.05		DATE	NAME		TITLE : HC-49US CRYSTAL			
PROPRIETARY NOTICE : THIS DRAWINGS AND SPECIFICATIONS ARE THE PROPERTIES OF HKC.		DRAWN 2016-2-19	TAN		PART No.: 92 93 9S 94 95			
		CHECK 2016-2-19	PANG		DRAWING No.: 12033780			
DO NOT SCALE DRAWING		APROV. 2016-2-19			SCALE: NA		SHT. 1 OF 1	REV. 05
ALL DIMENSIONS IN mm UNLESS OTHERWISE STATED								

Wave Soldering Profile



Note:

- 1. Only the lead wire region is exposed to high temperature**
- 2. Ramp down rate : 4°C/ Sec. Max**
- 3. Effective products:**
 - Thru-hole AT cut 49US crystals, oscillators
 - Thru-hole ceramic resonators.

ITEM	QTY.	DESCRIPTION	MAT'L	HDN.	SURFACE	MAT'L SIZE	REMARK	
GENERAL TOLERANCE:		DATE	NAME			TITLE: Thru-hole Packages(AT/CR) typical wave soldering profile		
X=±0.5	X°=±0.5°	DRAWN	TAN					
X=±0.1	X°=±0.1°	CHECK	PANG					
.XX=±0.05	.XX°=±0.05°	APROV.	2015-3-10			PART No.: Refer to DWG Description		
PROPRIETARY NOTICE : THIS DRAWINGS AND SPECIFICATIONS ARE THE PROPERTY OF HKC.		HONG KONG X'TALS LTD.				DRAWING No.: 13000003		
DO NOT SCALE DRAWING		ALL DIMENSIONS IN mm UNLESS OTHERWISE STATED				SCALE: NA	SHT. 1 OF 1	REV.01