

EVVOSEMI[®]

THINK CHANGE DO



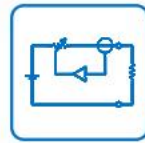
ESD



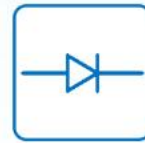
TVS



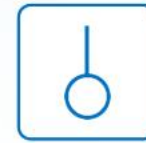
MOS



LDO



Diode



Sensor



DC-DC

Product Specification

▶ Domestic	Part Number	EV2SB1197-X-S1
▶ Overseas	Part Number	2SB1197-X
▶ Equivalent	Part Number	2SB1197-X

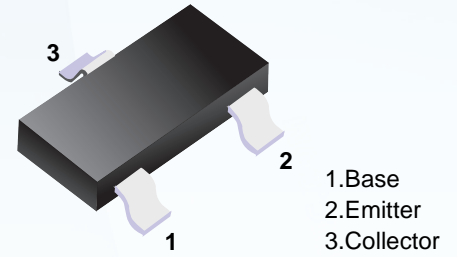
"S1" means SOT-23

EV is the abbreviation of name EVVO

■ Low Frequency Transistor

■ Features

- Low $V_{CE(sat)}$, $V_{CE(sat)} \leq -0.5V$ ($I_C / I_B = -0.5A / -50mA$) .
- $I_C = -0.8A$.
- PNP silicon transistor



■ Simplified outline(SOT-23)

■ Absolute Maximum Ratings $T_a = 25^\circ C$

Parameter	Symbol	Rating	Unit
Collector-base Voltage	V_{CBO}	-40	V
Collector-emitter Voltage	V_{CEO}	-32	V
Emitter-base Voltage	V_{EBO}	-5	V
Collector current	I_C	-0.8	A
Collector power dissipation	P_C	0.2	W
Jumction temperature	T_j	150	$^\circ C$
Storage temperature	T_{stg}	-55 to +150	$^\circ C$

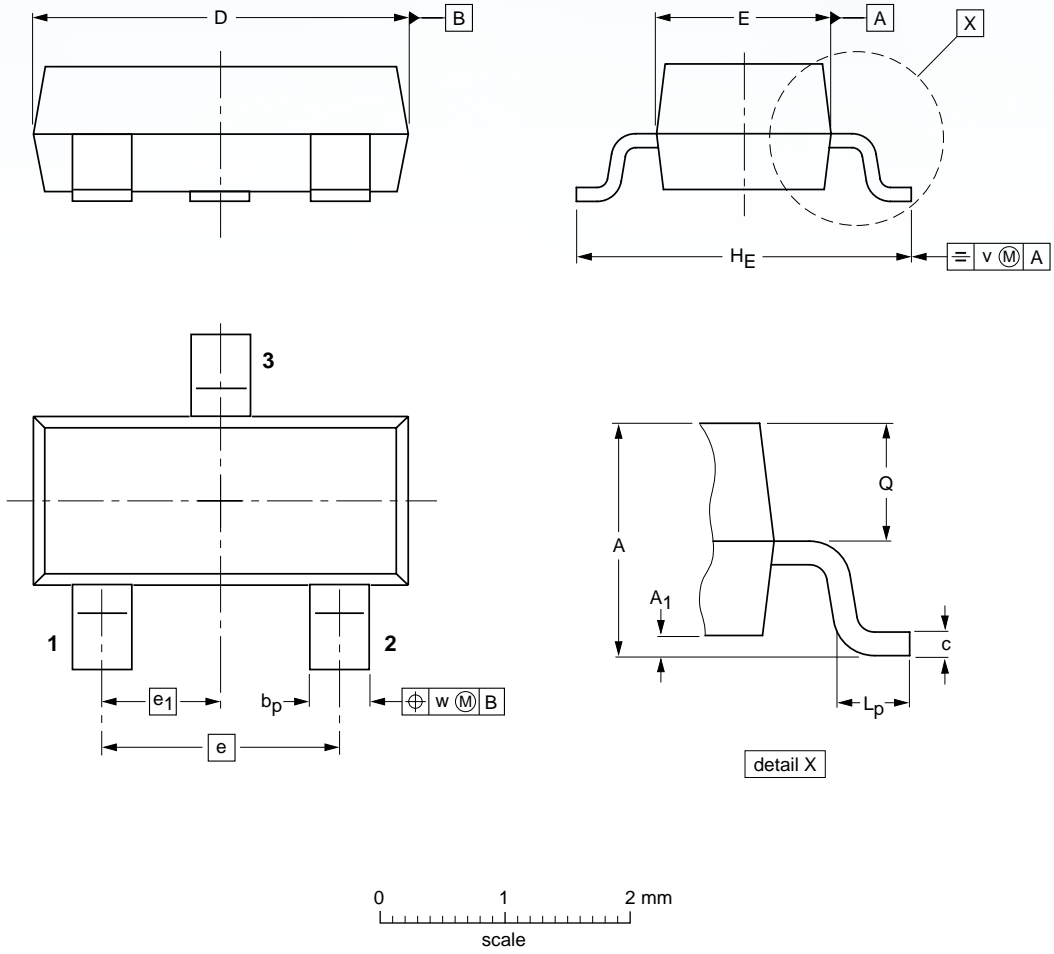
■ Electrical Characteristics $T_a = 25^\circ C$

Parameter	Symbol	Testconditons	Min	Typ	Max	Unit
Collector-base breakdown voltae	V_{CBO}	$I_C = -50 \mu A$	-40			V
Collector-emitter breakdown voltage	V_{CEO}	$I_C = -1mA$	-32			V
Emitter-base breakdown voltage	V_{EBO}	$I_E = -50 \mu A$	-5			V
Collector cutoff current	I_{CBO}	$V_{CB} = -20V$			-0.5	μA
Emitter cutoff current	I_{EBO}	$V_{EB} = -4V$			-0.5	μA
Collector-Emitter Saturation Voltage	$V_{CE(sat)}$	$I_C = -0.5A, I_B = -50mA$			-0.5	V
DC current transfer ratio	h_{FE}	$V_{CE} = -3V, I_C = -100mA$	120		390	
Output Capacitance	C_{ob}	$V_{CB} = -10V, I_E = 0A, f = 1MHz$		12	30	pF
Transition frequency	f_T	$V_{CE} = -5V, I_E = 50mA, f = 100MHz$		200		MHz

■ hFE Classification

Marking	AHQ	AHR
Rank	EV2SB1197-Q-S1	EV2SB1197-R-S1
hFE	120~270	180~390

■ SOT-23



DIMENSIONS (mm are the original dimensions)

UNIT	A	A ₁ max.	b _p	c	D	E	e	e ₁	H _E	L _p	Q	v	w
mm	1.1 0.9	0.1	0.48 0.38	0.15 0.09	3.0 2.8	1.4 1.2	1.9	0.95	2.5 2.1	0.45 0.15	0.55 0.45	0.2	0.1

Disclaimer

EVVOSEMI ("EVVO") reserves the right to make corrections, enhancements, improvements, and other changes to its products and services at any time, and to discontinue any product or service without notice.

EVVO warrants the performance of its hardware products to the specifications applicable at the time of sale in accordance with its standard warranty. Testing and other quality control techniques are used as deemed necessary by EVVO to support this warranty. Except where mandated by government requirements, testing of all parameters of each product is not necessarily performed.

Customers should obtain and confirm the latest product information and specifications before final design, purchase, or use. EVVO makes no warranty, representation, or guarantee regarding the suitability of its products for any particular purpose, nor does EVVO assume any liability for application assistance or customer product design. EVVO does not warrant or accept any liability for products that are purchased or used for any unintended or unauthorized application.

EVVO products are not authorized for use as critical components in life support devices or systems without the express written approval of EVVOSEMI.

The EVVO logo and EVVOSEMI are trademarks of EVVOSEMI or its subsidiaries in relevant jurisdictions. EVVO reserves the right to make changes without further notice to any products herein.