

EVVOSEMI[®]

THINK CHANGE DO



ESD



TVS



MOS



LDO



Diode



Sensor



DC-DC

Product Specification

▶ Domestic	Part Number	EVBC817-XX-S1
▶ Overseas	Part Number	BC817-XX
▶ Equivalent	Part Number	BC817-XX

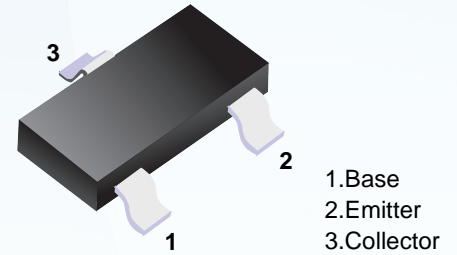
"S1" means SOT-23

EV is the abbreviation of name EVVO

■ NPN Transistors

■ Features

- For general AF applications
- Low collector-emitter saturation voltage
- Complementary types: BC807 (PNP)



■ Simplified outline(SOT-23)

■ Absolute Maximum Ratings Ta = 25°C

Parameter	Symbol	Rating	Unit
Collector - Base Voltage	V _{CB0}	50	V
Collector - Emitter Voltage	V _{CEO}	45	
Emitter - Base Voltage	V _{EBO}	5	
Collector Current - Continuous	I _c	0.5	A
Collector Power Dissipation	P _c	0.3	W
Junction Temperature	T _J	150	°C
Storage Temperature Range	T _{stg}	-55 to 150	

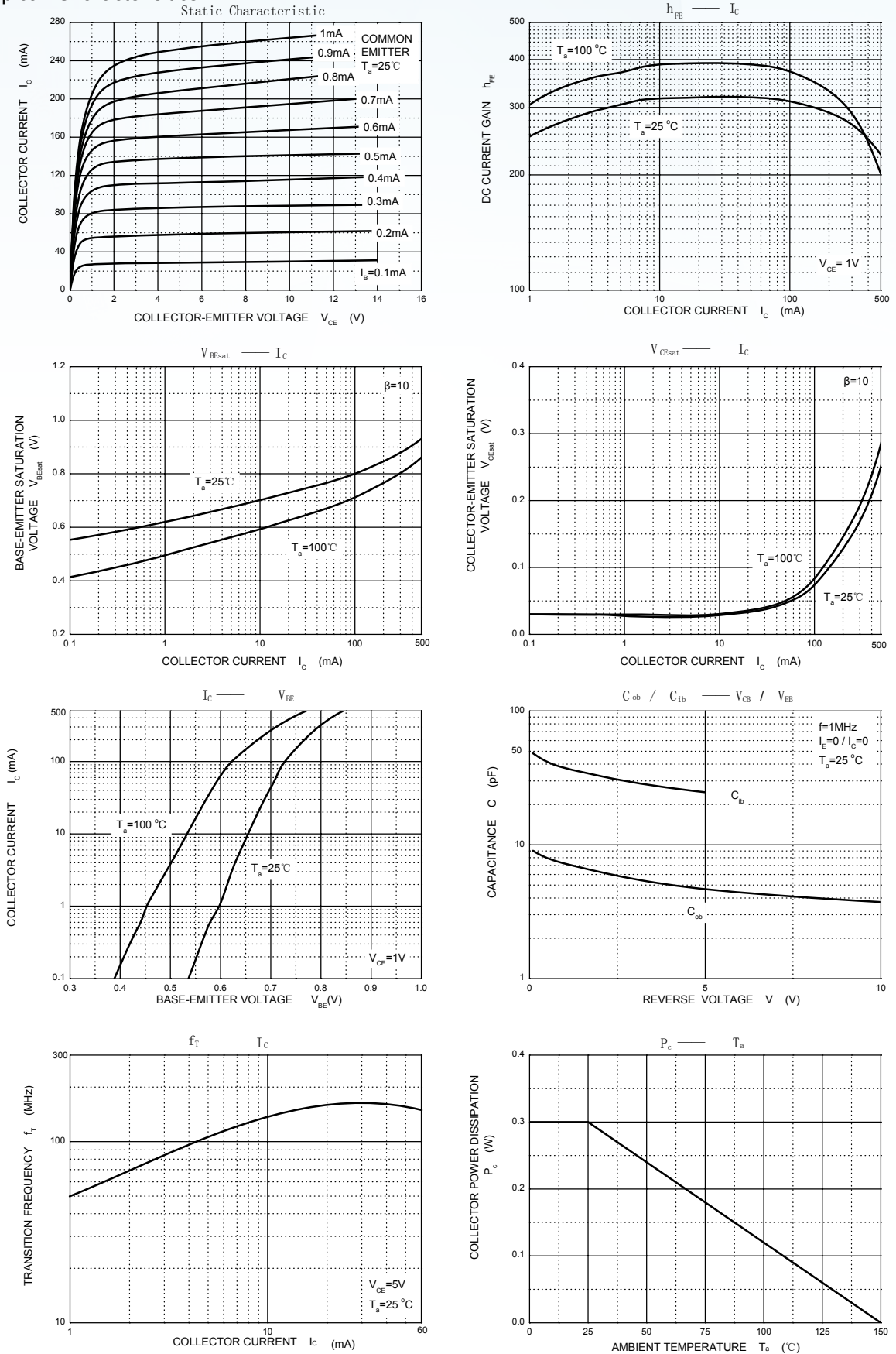
■ Electrical Characteristics Ta = 25°C

Parameter	Symbol	Test Conditions	Min	Typ	Max	Unit
Collector- base breakdown voltage	V _{CB0}	I _c = 100 μA, I _E = 0	50			V
Collector- emitter breakdown voltage	V _{CEO}	I _c = 10 mA, I _B = 0	45			
Emitter - base breakdown voltage	V _{EBO}	I _E = 100 μA, I _C = 0	5			
Collector-base cut-off current	I _{CB0}	V _{CB} = 45 V, I _E = 0			0.1	μA
Emitter cut-off current	I _{EBO}	V _{EB} = 4V, I _C =0			0.1	
Collector-emitter saturation voltage	V _{CE(sat)}	I _C =500 mA, I _B =50mA			0.7	V
Base - emitter saturation voltage	V _{BE(sat)}	I _C = 500 mA, I _B = 50mA			1.2	
Base - emitter voltage	V _{BE}	V _{CE} = 1V, I _C = 500mA			1.2	
DC current gain	h _{FE(1)}	V _{CE} = 1V, I _C = 100mA	100		630	
	h _{FE(2)}	V _{CE} = 1V, I _C = 500mA	40			
Collector output capacitance	C _{ob}	V _{CB} = 10V, f=1MHz		10		pF
Transition frequency	f _T	V _{CE} = 5V, I _C = 10mA, f=100MHz	100			MHz

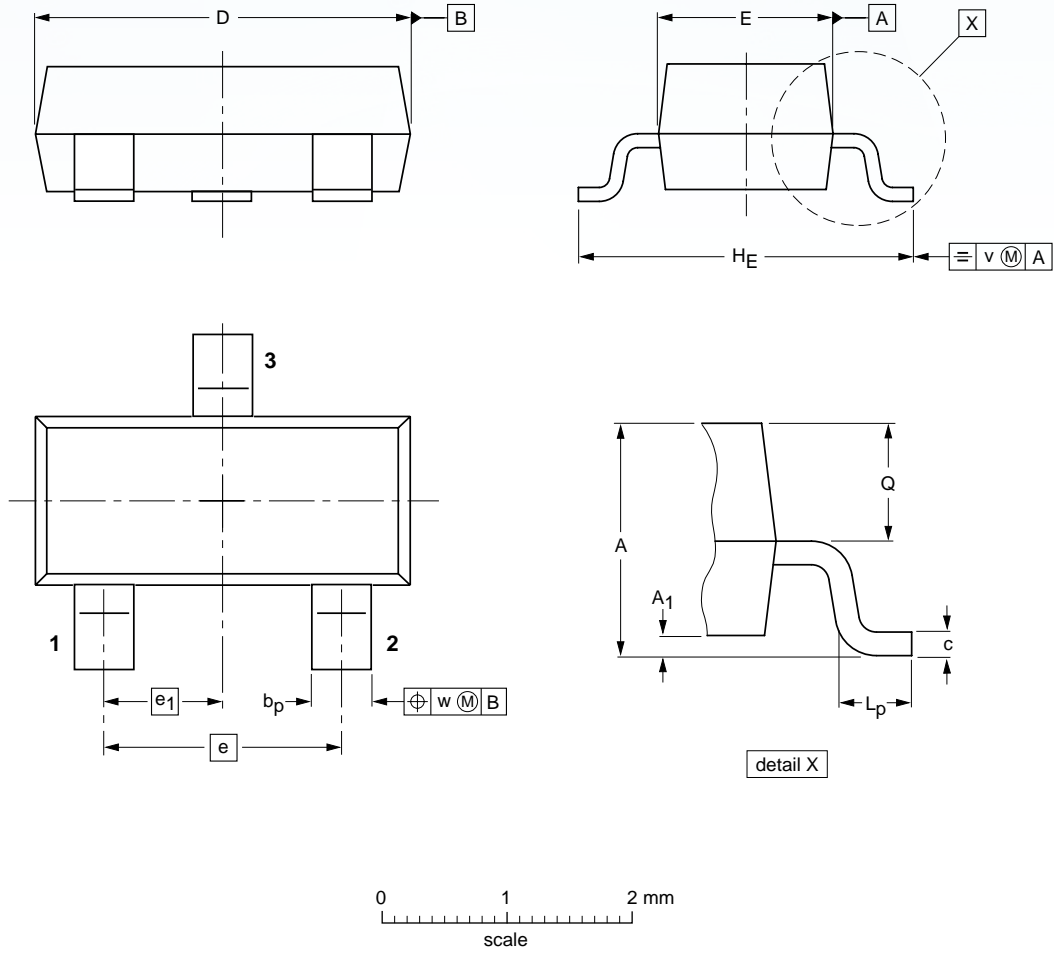
■ Classification of h_{FE(1)}

Type	EVBC817-16-S1	EVBC817-25-S1	EVBC817-40-S1
Range	100-250	160-400	250-630
Marking	6A	6B	6C

■ Typical Characteristics



■ SOT-23



DIMENSIONS (mm are the original dimensions)

UNIT	A	A ₁ max.	b _p	c	D	E	e	e ₁	H _E	L _p	Q	v	w
mm	1.1 0.9	0.1	0.48 0.38	0.15 0.09	3.0 2.8	1.4 1.2	1.9	0.95	2.5 2.1	0.45 0.15	0.55 0.45	0.2	0.1

Disclaimer

EVVOSEMI ("EVVO") reserves the right to make corrections, enhancements, improvements, and other changes to its products and services at any time, and to discontinue any product or service without notice.

EVVO warrants the performance of its hardware products to the specifications applicable at the time of sale in accordance with its standard warranty. Testing and other quality control techniques are used as deemed necessary by EVVO to support this warranty. Except where mandated by government requirements, testing of all parameters of each product is not necessarily performed.

Customers should obtain and confirm the latest product information and specifications before final design, purchase, or use. EVVO makes no warranty, representation, or guarantee regarding the suitability of its products for any particular purpose, nor does EVVO assume any liability for application assistance or customer product design. EVVO does not warrant or accept any liability for products that are purchased or used for any unintended or unauthorized application.

EVVO products are not authorized for use as critical components in life support devices or systems without the express written approval of EVVOSEMI.

The EVVO logo and EVVOSEMI are trademarks of EVVOSEMI or its subsidiaries in relevant jurisdictions. EVVO reserves the right to make changes without further notice to any products herein.