


THROUGH-HOLE MICRO HEADER

(1.27 mm) .050" PITCH • FTSH SERIES



FTSH

Board Mates:

CLP, FLE

Cable Mates:

FFSD, FFTP

SPECIFICATIONS

Insulator Material:

Black Liquid Crystal Polymer

Terminal Material:

Phosphor Bronze

Plating:

Sn or Au over 50 μ " (1.27 μ m) Ni

Current Rating (FTSH/CLP):

3.4 A per pin
(2 pins powered)

Operating Temp Range:

-55 °C to +125 °C

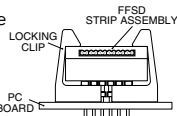
PROCESSING

Lead-Free Solderable:

Yes

LOCKING CLIP

For single mating cycle with the FFSD. Specify -LC after tail option. Lead Style -01 and 10 pins/row minimum. 5-9 pins/row not available in combination with keying shroud (-K).



FTSH	1	NO. PINS PER ROW	LEAD STYLE	PLATING OPTION	D	OPTION	TAIL OPTION	OTHER OPTIONS
------	---	------------------	------------	----------------	---	--------	-------------	---------------

02
thru
50

Specify
LEAD
STYLE
from
chart

-F
= Gold flash
on post,
Matte Tin
on tail

-L
= 10 μ "
(0.25 μ m)
Gold on
post,
Matte Tin
on tail

Leave blank for
Right-angle

-"XXX"
= Polarized
Position
(Specify
position
of omitted pin)
(Not available
with -EX
options)

Leave
blank for
straight
tail

-RA
= Right-
angle

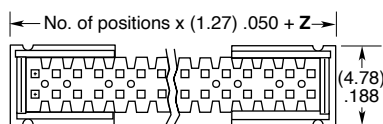
-ES
= End Shroud
(Style -02 & -03)
9 pins/row
minimum

-EP
= End Shroud
with Guide Post
(Style -02 & -03)
9 pins/row
minimum

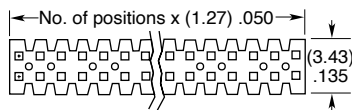
-EL
= End Shroud
with Board Lock
(Style -02 & -03)
9 pins/row
minimum

-EJ
= Ejector Shroud
(Style -01 only)
10 pins/row
minimum
25 pins/row
maximum -RA
not available

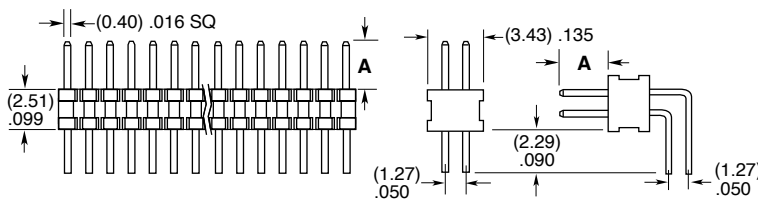
-K
= Keying Shroud
for mating
with FFSD
(Style -01 only,
05 thru 25
pins/row only.
13, 17, 20 &
25 only with
-EJ option)



-EX OPTION SHOWN



OPTION	Z
-ES	(1.55) .061
-EJ	(15.77) .621
-EP	(5.87) .231
-EL	((6.53) .257



LEAD STYLE	A	MATES WITH
-01	(3.05) .120	FFSD
-02	(1.91) .075	FLE
-03	(1.65) .065	CLP-D
-04	(3.81) .150	N/A

ALSO AVAILABLE

MOQ Required

Molded Pick & Place pads

Other platings



Notes:

Severe Environment Testing qualified; aligns with MIL-DTL-55302. Visit samtec.com/set

Some sizes, styles and options are non-standard, non-returnable.

See SFM/TFM for positive alignment feature.

