

RoHS

MAPX

MODIFICATION

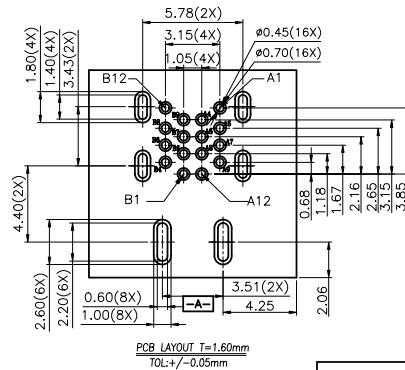
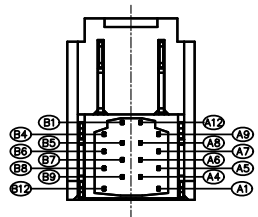
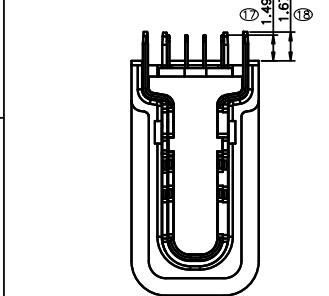
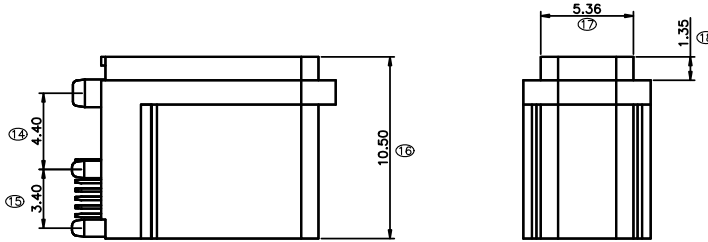
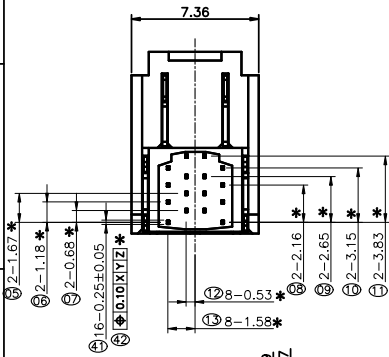
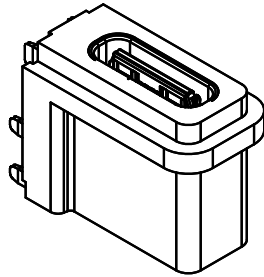
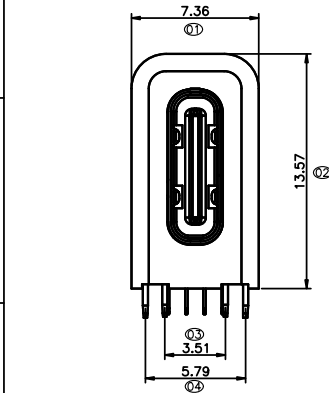
DRW

DATE

NOTE:

- Electrical Characteristics:
 - 1-1: Current Rating: 5A For Pin(A4,A9,B4,B9)
1.25A For Pin(B5)
0.25A For Others Pin
 - 1-2: VOLTAGE RATING:20V AC/DC,
 - 1-3: Insulation Resistance: 100M Ω Min.
 - 1-4: Contact Resistance:
VBUS & GND PINS AND OTHER PINS: 40m Ω /PIN MAX.
SHIELD:50m Ω /MAX.
SHIELD:LLCR MAX. CHANGE OF ALL PINS: 10m Ω .
 - 1-5: Dielectric Withstanding Voltage: 100V/AC 1Minute
- Mechanical Characteristics:
 - Insertion Force: 5~20N
 - Extraction Force: Initial: 8~20N
 - After durability: 6~20N
 - Durability :10000 Cycles
- Operating Temperature: -30°C TO +85°C
- 环境性能:
 - 盐水喷雾72H Min
 - 产品需过IR炉, 温度260°C, 10分钟;
- * "为重点管制尺寸," ■"为CPK管制尺寸," ⊗"为FA管制尺寸.

- HOUSING MATERIAL:
N:LCP 130I
- HOUSING COLOR:
B:BLACK
- CONTACTS PLATED:
25:镍底:80-200u", 接触区: 钯镍12u",镀金2u"Min,焊接区: 镀金2u"Min,
- PACKING OPTIONS
T:TRAY
R:TAPE & REEL



PCB LAYOUT T=1.60mm
TOL:+/-0.05mm

PIN ASSIGNMENT											
A1	A2	A3	A4	A5	A6	A7	A8	A9	A10	A11	A12
GND			VBUS	CC1	Dp1	Dn1	SBU1	VBUS			GND
GND			VBUS	SBU2	Dn2	Dp2	CC2	VBUS			GND
B12	B11	B10	B9	B8	B7	B6	B5	B4	B3	B2	B1

产品图 PRODUCT CHART DWG		深圳市精拓金电子有限公司 Shenzhen Jing Tuo Jin Electronics Co., Ltd.									
公差一览表 TOLERANCE UNLESS OTHERWISE											
X.	±0.35	X.	±5.°	单位	MM	制图	L-S-S	制图料号	918-518K2023D50015		
.X	±0.25	.X	±2.°	比例	1:1	审核	郭治富	产品名称	TYPE-C3.1侧插母座10.5六脚		
.XX	±0.20	.XX	±1.°	日期	2021-03-10	核准	黄国荣	产品NO.	插板不锈钢LCP黑胶 16P带护套		
.XXX	±0.05	.XXX	±0.5°	日期		APPD		角法	版本	版	AO