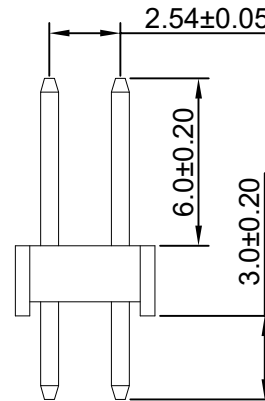
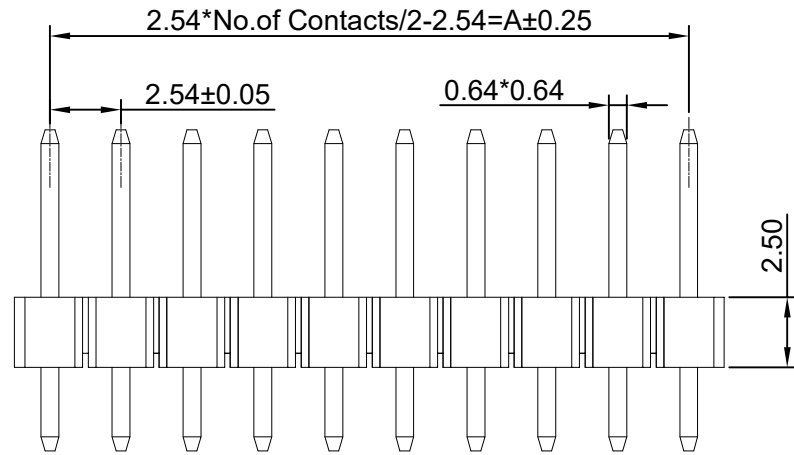
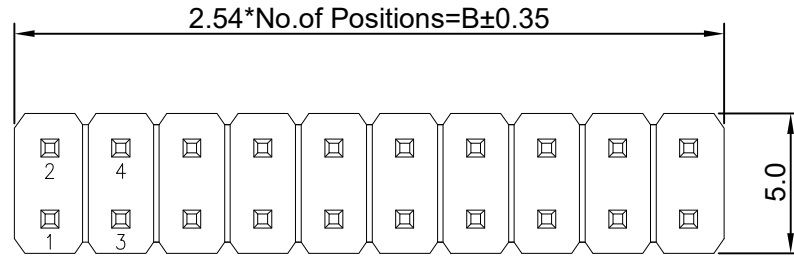


# RoHS

| REV | ECN NO. | DESCRIPTION | DESIGN | APPROVAL | DATE       |
|-----|---------|-------------|--------|----------|------------|
| A1  | NEW     | 更换图框        |        |          | 2024.05.24 |



### SPECIFICATIONS

- Current rating: 3A
- Temperature range: -40°C ~ +105°C
- Insulation resistance: 1000MΩ Min.
- Withstanding voltage: 600V AC/ minute.
- Contact resistance: 20mΩ Max.

### Material:

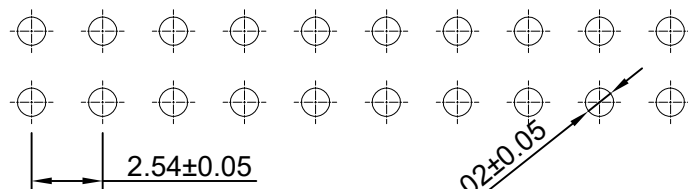
Insulator Material: PA6T (UL 94V-0) Red  
 Contact Material: Brass  
 Plating: Matte Tin or gold plated over Nickel  
 Mate with XFCN PM254 Double Row series

### Ordering Code:

PZ254V-12-xx-RD  
 1 2 3

1. 序列号
2. Pin位数: 2x2=04P  
2x10=20P
3. RD=红色塑胶

| No. of PIN/ROW | Dimension |        |
|----------------|-----------|--------|
|                | A         | B      |
| 2x02           | 2.54      | 5.08   |
| 2x03           | 5.08      | 7.62   |
| 2x04           | 7.62      | 10.16  |
| 2x05           | 10.16     | 12.70  |
| 2x06           | 12.70     | 15.24  |
| 2x07           | 15.24     | 17.78  |
| 2x08           | 17.78     | 20.32  |
| 2x09           | 20.32     | 22.86  |
| 2x10           | 22.86     | 25.40  |
| 2x11           | 25.40     | 27.94  |
| 2x12           | 27.94     | 30.48  |
| 2x13           | 30.48     | 33.02  |
| 2x14           | 33.02     | 35.56  |
| 2x15           | 35.56     | 38.10  |
| 2x16           | 38.10     | 40.64  |
| 2x17           | 40.64     | 43.18  |
| 2x18           | 43.18     | 45.72  |
| 2x19           | 45.72     | 48.26  |
| 2x20           | 48.26     | 50.80  |
| 2x21           | 50.80     | 53.34  |
| 2x22           | 53.34     | 55.88  |
| 2x23           | 55.88     | 58.42  |
| 2x24           | 58.42     | 60.96  |
| 2x25           | 60.96     | 63.50  |
| 2x26           | 63.50     | 66.04  |
| 2x27           | 66.04     | 68.58  |
| 2x28           | 68.58     | 71.12  |
| 2x29           | 71.12     | 73.66  |
| 2x30           | 73.66     | 76.20  |
| 2x31           | 76.20     | 78.74  |
| 2x32           | 78.74     | 81.28  |
| 2x33           | 81.28     | 83.82  |
| 2x34           | 83.82     | 86.36  |
| 2x35           | 86.36     | 88.90  |
| 2x36           | 88.90     | 91.44  |
| 2x37           | 91.44     | 93.98  |
| 2x38           | 93.98     | 96.52  |
| 2x39           | 96.52     | 99.06  |
| 2x40           | 99.06     | 101.60 |



## P.C.B Hole Layout

|           |        |
|-----------|--------|
| X.±0.50   | X.°±   |
| .XX±0.25  | .X°±   |
| .XX±0.15  | .XX°±  |
| .XXX±0.10 | .XXX°± |
| UNITS:    | mm     |

THESE DRAWINGS AND SPECIFICATIONS ARE THE PROPERTY OF XFCN AND SHALL NOT BE REPRODUCED, COPIED OR CUED IN ANY MANNER WITHOUT THE PRIOR WRITTEN CONSENT OF XFCN

|                                     |                |                   |        |
|-------------------------------------|----------------|-------------------|--------|
| PART NO: PZ254V-12-xx-RD            |                | <b>XFCN 兴飞连接器</b> |        |
| TITLE: 2.54mm Pin Header Connectors |                | 0769-82001899     |        |
|                                     |                | www.xfconn.com    |        |
|                                     |                | DWG NO: /         |        |
| APPD                                | Chen ZhiQiang  | VIEW              |        |
| CHKD                                | Liu Wei        | SCALE             |        |
| DRAW                                | Chen HongJiang | SHEET             | REV    |
| DATE                                | 2024.06.04     | NONE              | 1/1 A1 |