

Features

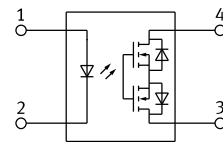
- Low-level off state leakage current of max. 1 μ A
- Low driver power requirements (TTL/CMOS Compatible)
- High reliability
- No moving parts
- 2500Vrms Input/Output isolation
- Arc-Free with no snubbing circuits
- SOP package 4 Pin type in miniature design
(4.4×4.3×2.1mm / .173×.169×.083inch)
- The optically coupled input is controlled by a highly efficient GaAIAs infrared LED and MOS FETs on the output side.

Applications

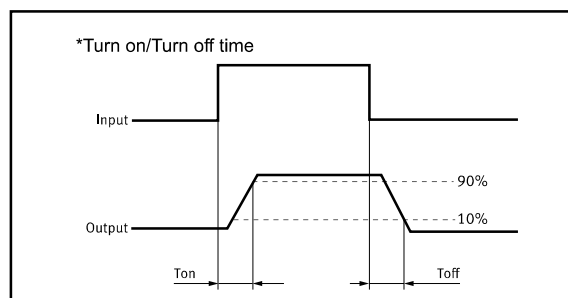
- Telecommunications (PC, Electronic notepad)
- Measuring and Testing equipment
- Industrial control
- Security equipments
- High speed inspection machine



SOP-4



1. LED Anode
2. LED Cathode
- 3, 4. Drain (MOS FET)



TYPES

Category	Output rating ^{*1}		Part No.	Packing quantity
	Load voltage	Load current		
AC/DC	60 V	1.0 A	GAQY212GSX	1-reel: 2,000 pcs.

Absolute Maximum Ratings (Ambient Temperature: 25°C)

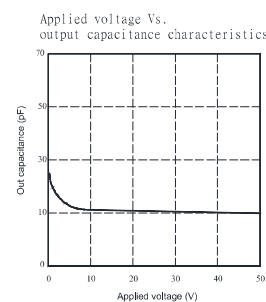
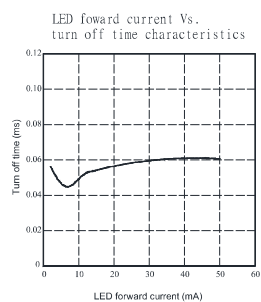
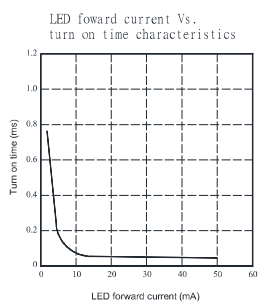
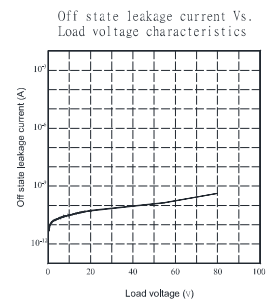
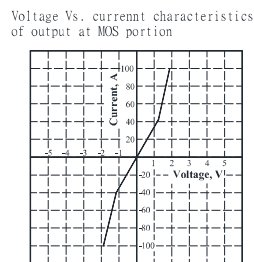
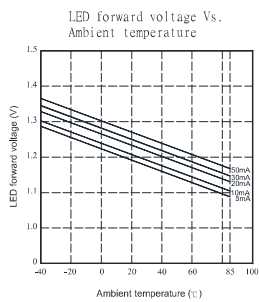
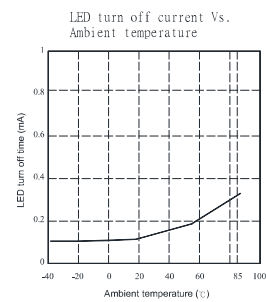
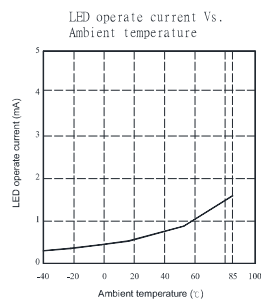
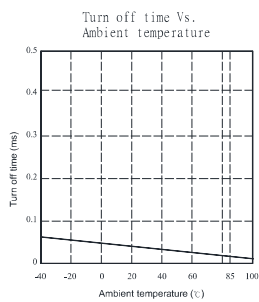
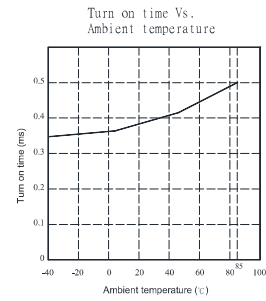
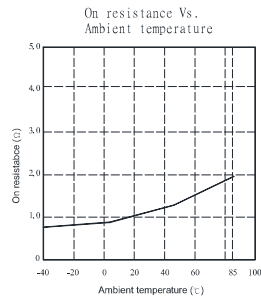
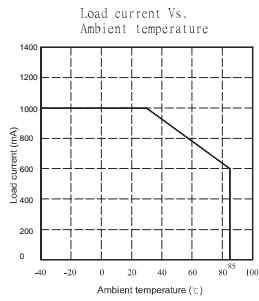
Item		Symbol	Value	Units	Note
Input	Continuous LED Current	I_F	50	mA	
	Peak LED Current	I_{FP}	1000	mA	f=100Hz, duty=1%
	LED Reverse Voltage	V_R	5	V	
	Input Power Dissipation	P_{In}	75	mW	
Output	Load Voltage	V_L	60	V(AC peak or DC)	
	Load Current	I_L	1000	mA	
	Peak Load Current	I_{Peak}	2.0	A	100ms(1 pulse)
	Output Power Dissipation	P_{out}	450	mW	
Total Power Dissipation		P_T	500	mW	
I/O Breakdown Voltage		$V_{I/O}$	2500	V _{rms}	RH=60%, 1min
Operating Temperature		T_{opr}	-40 to +85	°C	
Storage Temperature		T_{stg}	-40 to +100	°C	
Pin Soldering Temperature		T_{sol}	260	°C	10 sec max.

Electrical Specifications (Ambient Temperature: 25°C)

Item		Symbol	MIN.	TYP.	MAX.	Units	Conditions
Input	LED Forward Voltage	V_F	1.16	1.32	1.46	V	$I_F=10mA$
	Operation LED Current	I_{Fon}		0.8	2.0	mA	
	Recovery LED Current	I_{Foff}		0.35	0.5	mA	
	Recovery LED Voltage	V_{Foff}	0.7			V	
Output	On-Resistance	R_{on}		0.18	0.35	Ω	$I_F=5mA, I_L=100mA,$ Time to flow is within 1 sec.
	Off-State Leakage Current	I_{Leak}			1.0	uA	$V_L=Rating$
	Output Capacitance	C_{out}		68		pF	$V_L=0, f=1MHz$
Transmission	Turn-On Time	T_{on}		0.35	0.5	ms	$I_F=5mA, I_L=100mA,$
	Turn-Off Time	T_{off}		0.1	0.3	ms	
Coupled	I/O Isolation Resistance	$R_{I/O}$	10^{10}			Ω	DC500V
	I/O Capacitance	$C_{I/O}$		0.8	1.5	pF	f=1MHz

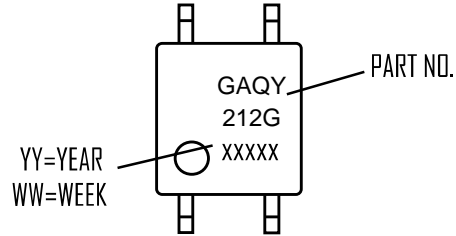
Please obey the following conditions to ensure proper device operation and resetting. Input LED current (Recommended value): $I_F \geq 5mA$ and $\leq 30mA$.
 Examples of resistance value to control LED forward current ($I_F=5mA, INPUT VOLTAGE="E", RESISTORS="R"$)
 "E"=3.3V,"R"=330Ω; "E"=5V,"R"=640Ω; "E"=12V,"R"=1.9KΩ; "E"=15V,"R"=2.5KΩ; "E"=24V,"R"=4.1KΩ;

Reference Data

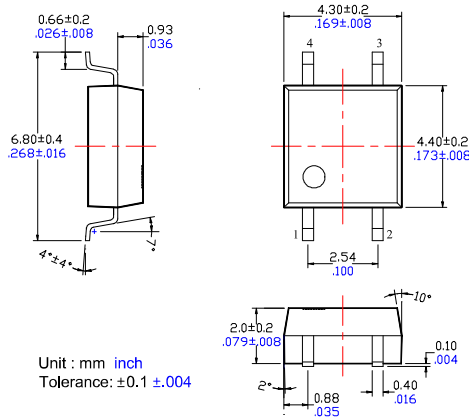


Dimensions

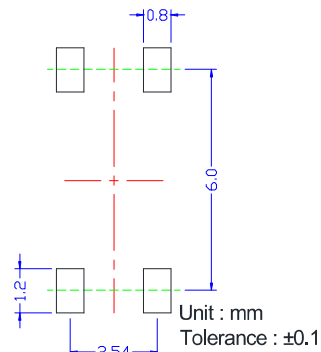
4-SOP



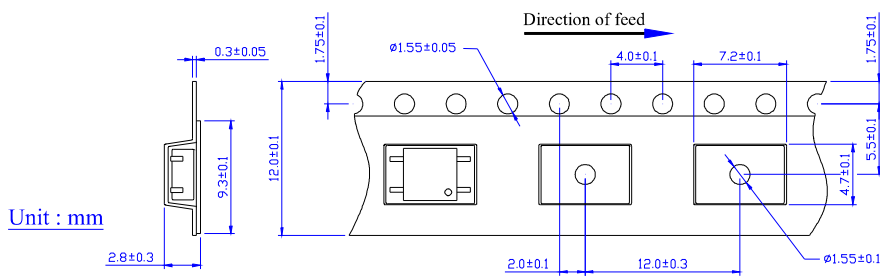
Surface mount terminal type



Recommended mounting pad (Top view)



Tape dimensions



Dimensions of tape reel

