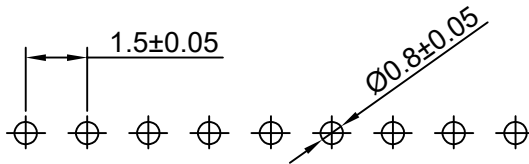
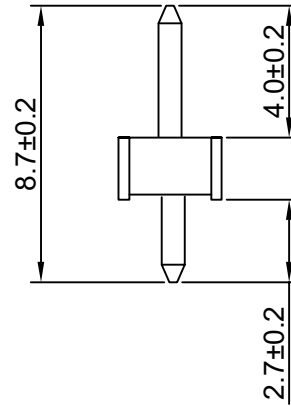
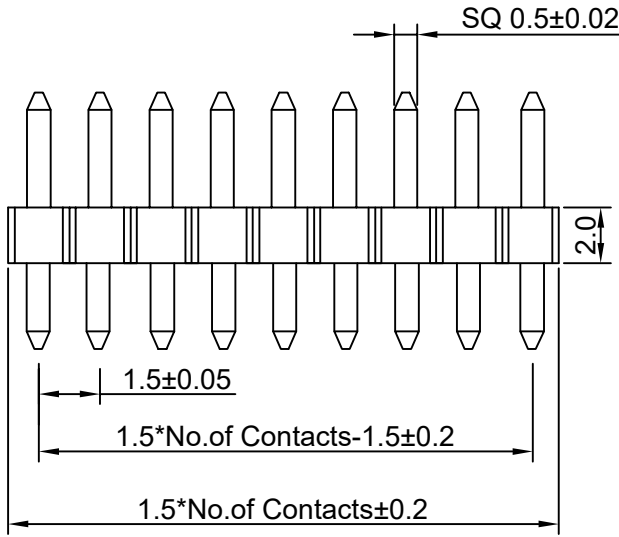
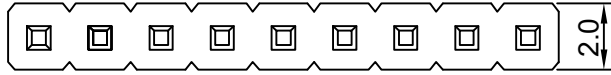


RoHS

REV	ECN NO.	DESCRIPTION	DESIGN	APPROVAL	DATE
A1	NEW	更换图框			2024.05.24



P.C.B Hole Layout

SPECIFICATIONS

- Current rating: 1A
- Temperature range: -40°C ~ +105°C
- Insulation resistance: 1000MΩ Min.
- Withstanding voltage: 500V AC/ minute.
- Contact resistance: 20mΩ Max.

Material:
 Insulator Material:PA6T (UL 94V-0) Black
 Contact Material:Brass
 Plating:Matte Tin or gold plated over Nickel
 Mate with XFCN PM150 Single row series

Ordering Code:

PZ150V-xxP
 1 2

- 1.序列号
- 2.Pin位数: 02-40P

No.of PIN/ROW	Dimension	
	A	B
02	1.50	3.00
03	3.00	4.50
04	4.50	6.00
05	6.00	7.50
06	7.50	9.00
07	9.00	10.50
08	10.50	12.00
09	12.00	13.50
10	13.50	15.00
11	15.00	16.50
12	16.50	18.00
13	18.00	19.50
14	19.50	21.00
15	21.00	22.50
16	22.50	24.00
17	24.00	25.50
18	25.50	27.00
19	27.00	28.50
20	28.50	30.00
21	30.00	31.50
22	31.50	33.00
23	33.00	34.50
24	34.50	36.00
25	36.00	37.50
26	37.50	39.00
27	39.00	40.50
28	40.50	42.00
29	42.00	43.50
30	43.50	45.00
31	45.00	46.50
32	46.50	48.00
33	48.00	49.50
34	49.50	51.00
35	51.00	52.50
36	52.50	54.00
37	54.00	55.50
38	55.50	57.00
39	57.00	58.50
40	58.50	60.00

X.±0.50	X.°±
.X±0.25	.X°±
.XX±0.15	.XX°±
.XXX±0.10	.XXX°±
UNITS:	mm

PART NO: PZ150V-xxP		XFCN 兴飞连接器	
TITLE: 1.50mm Pin Header Connectors		0769-82001899	
		www.xfconn.com	
		DWG NO: /	
APPD	Chen ZhiQiang	VIEW	
CHKD	Liu Wei	SCALE	SHEET
DRAW	Chen HongJiang	SCALE	REV
DATE	2024.08.28	NONE	1/1 A1

THESE DRAWINGS AND SPECIFICATIONS ARE THE PROPERTY OF XFCN AND SHALL NOT BE REPRODUCED, COPIED OR CUED IN ANY MANNER WITHOUT THE PRIOR WRITTEN CONSENT OF XFCN