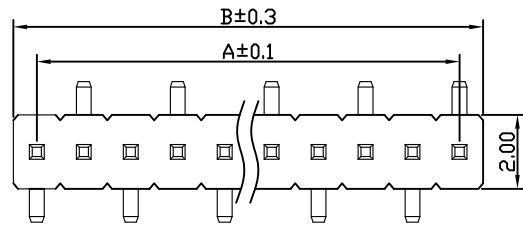
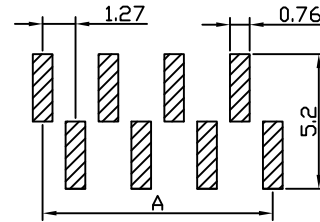
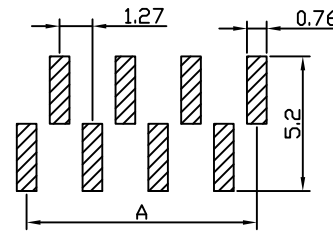


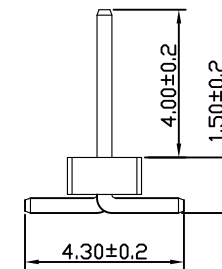
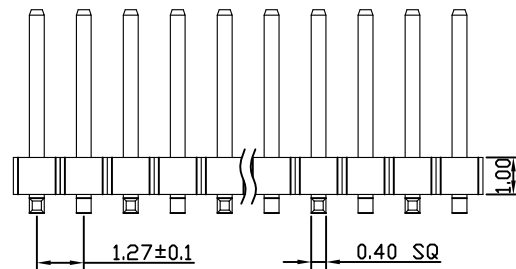
TYPE (一) 右前左后



TYPE (二) 左前右后



RECOMMEND P. C. B LAYOUT  
PCB TOLERANCE: ±0.05 (TOP VIEW)



## SPECIFICATIONS

Current Rating: 1.0 Amps  
Withstanding Voltage: AC 500V  
Insulation Resistance: 1000MΩ Min  
Contact Resistance: 20mΩ Max  
Operation Temperature: -40° to +105°  
Insulator Material: Polyester (UL94V-0)  
Contact Material: Brass  
Standard: PA6T  
Contact Plating: Gold Flash  
Max. Processing Temp: 240° C for 30-60 seconds  
(260° C for 5 seconds)



深圳市韩下电子有限公司

UNLESS OTHERWISE SPECIFIED TOLERANCE

X : ±0.30 X° : ±5°  
X.X : ±0.25 X.X° : ±1°  
X.XX : ±0.20 X.XX° : ±0.5°

DRAWN NAME:

HX PZ1.27-1x3P TP-YQ

SIZE

A4

SCALE

N:1

PROUCT NO.

REV

A

UNIT

mm

PROJECT

⌀

⌀

PAGE

1/1

DRAWN : 黄彬 2020.6.24

CHECKED:

张伟

2020.6.24

APPROVED:

罗小春

2020.6.24

No. of	DIM. A	DIM. B	No. of	DIM. A	DIM. B	No. of	DIM. A	DIM. B	No. of	DIM. A	DIM. B	No. of	DIM. A	DIM. B
1	—	—	11	12.70	13.97	21	25.40	26.67	31	38.10	39.37	41	50.80	52.07
2	1.27	2.54	12	13.97	15.24	22	26.67	27.94	32	39.37	40.64	42	52.07	53.34
3	2.54	3.81	13	15.24	16.51	23	27.94	29.21	33	40.64	41.91	43	53.34	54.61
4	3.81	5.08	14	16.51	17.78	24	29.21	30.48	34	41.91	43.18	44	54.61	55.88
5	5.08	6.35	15	17.78	19.05	25	30.48	31.75	35	43.18	44.45	45	55.88	57.15
6	6.35	7.62	16	19.05	20.32	26	31.75	33.02	36	44.45	45.72	46	57.15	58.42
7	7.62	8.89	17	20.32	21.59	27	33.02	34.29	37	45.72	46.99	47	58.42	59.69
8	8.89	10.16	18	21.59	22.86	28	34.29	35.56	38	46.99	48.26	48	59.69	60.96
9	10.16	11.43	19	22.86	24.13	29	35.56	36.83	39	48.26	49.53	49	60.96	62.23
10	11.43	12.70	20	24.13	25.40	30	36.83	38.10	40	49.53	50.80	50	62.23	63.50