



鑫永诚传感

惠州市鑫永诚传感科技有限公司

Huizhou Newopto Sensor Technology Co., Ltd.

## 产品承认书

### SPEC FOR APPROVAL

客户名称 Customer		
产品名称 Model Name	数字热释电红外传感器 Digital pyroelectric infrared sensor	
产品型号 Model No	XYC-PIR233L-S0	
承认编号 Approval No		
编制日期 Edit Date	2024-03-12	
版本 Version	V2.0	
核准(Approved by)	审核(Checked by)	编制(Edited by)
Wei Wu	Hongjian Wang	Yupeng Wu
客户确认(Customer Signatures)		

地址：惠州市惠城区潼湖镇三和村联东 U 谷数字科创产业园 9 栋

电话(Tel):0752—7987222

网址(Web site):<http://www.xycgd.com>

传真(Fax):0752—7987000

邮箱(E-mail):[wuwei@xycgd.com](mailto:wuwei@xycgd.com)



**XYC-PIR233L-S0** 数字热释电红外传感器是将传统热释电红外传感器的敏感元与信号处理芯片集成化设计，将敏感元与 IC 芯片集成封装到传感器屏蔽罩内部，敏感元通过感应外界人体移动产生的红外信号，以差分输入的方式传送到高精度的数字智能处理芯片进行处理，通过采集、滤波等输出 16 位数字信号，无需对器件进行配置，即可通过串行总线读取数据进行信号分析。

XYC-PIR233L-S0 digital pyroelectric infrared sensor is an integrated design of the sensitive element and signal processing chip of traditional pyroelectric infrared sensor, and the sensitive element and IC chip are integrated and packaged into the sensor shield. The infrared signal generated by the movement is transmitted to the high-precision digital intelligent processing chip for processing by means of differential input, and the 16-bit digital signal is output through acquisition, filtering, etc., without configuring the device, the data can be read through the serial bus Signal analysis.

### 特性 Feature

- 高精度 AD 信号处理 High precision AD signal processing
- 可行通讯方式 Serial communication
- 极强的抗电磁干扰能力 Strong anti-electromagnetic interference ability
- 极低的功耗 Very low power consumption

### 应用 Application

- 长距离的运动检测 Long distance motion detection
- 适用于各类防盗报警用入侵探测器 Applicable to all kinds of intrusion detectors for burglar alarms
- 各种节能场景 Energy saving applications
- 适用于各类智能家用电器 Applicable to all kinds of smart household appliances

### 优势 Advantages

- 品种齐全, 生产周期短, 小批量库存备货 Complete varieties, short production cycle, Prepared small batch inventory
- 严格的品质保障体系, 让您使用无忧 Strict quality assurance system
- 提供全方位的技术支持服务 Provide a full range of technical support

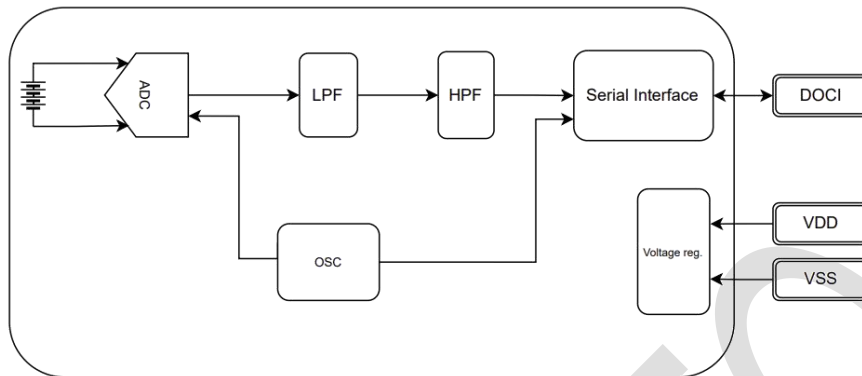
**最大额定值 Maximum Ratings**

参数 Parameter	符号 Symbol	最小值 min	最大值 max	单位 unit	备注 note
供电电压 Input voltage	V <sub>DD</sub>	-0.3	5.5	V	
储存温度 Storage temp	T <sub>st</sub>	-40	125	°C	
工作温度 Operating temp	T <sub>op</sub>	-40	70	°C	

**工作条件 Working Condition (Ta=25°C)**

参数 Parameter	符号 Symbol	最小值 min	典型值 typical	最大值 max	单位 unit	备注 note
工作电压 Operating Voltage	V <sub>DD</sub>	2.7	3	5.0	V	
电源电流 Supply Current	I <sub>DD</sub>		18	20	μA	V <sub>DD</sub> =3 V, no load
检测波长 Detect wavelength	λ	5		14	μm	
HPF截止频率 HPF cutoff frequency				7	Hz	
低通滤波器截止频率 LPF cutoff frequency				0.44	Hz	
<b>ADC</b>						
开始时间 Start Time	t <sub>s</sub>	40	60	100	μS	
CLK 低时间 CLK Low Time	t <sub>CL</sub>		1	2	μS	
CLK 高时间 CLK High Time	t <sub>CH</sub>		1	2	μS	
位时间 Bit Time	t <sub>BIT</sub>		10	20	μS	
ADC 分辨率 ADC Resolution			16		Bits	

## 内部框图 Internal Block Diagram



## 工作原理 Principle

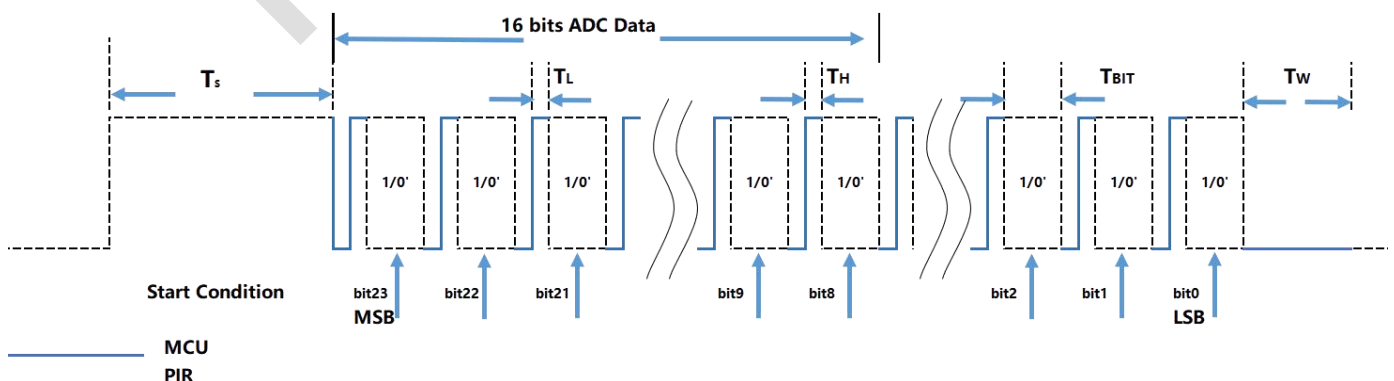
信号首先进行 ADC 转换，然后先经过一个二阶巴特沃斯低通滤波器滤波，过滤掉不必要的高频信号分量。经过 LPF 之后的信号再输入到可编程二阶高通滤波器 HPF，经过带通滤波器后的数据，用户可使用串行总线进行读取。

The PIR signal is first converted by an ADC and then filtered by a second-order Butterworth low-pass filter to filter out unwanted high-frequency signal components. The signal after LPF is then input to the programmable second-order high-pass filter HPF, where the data after the band-pass filter can be read by the user using the serial bus.

### PIR 定时中断读取 ADC 数据 PIR timing interrupt read

PIR上电后，无需进行参数配置，即可直接读取数据。PIR每16mS 更新一次数据，每一帧由24位数据组成，DOCI 被PIR拉高，维持2个系统时钟周期。MCU等待 TL 后，在 DOCI 线上产生一个上升沿TH， 然后开始读取数据。第一个被读出数据是最高位。重复该过程直至24位数据 都被读出。最后一位数据读出后，MCU必须强制为低且立即释放DOCI。DOCI时序图如下图所示。蓝线表示MCU驱动，虚线表示 PIR驱动。

After PIR is powered on, the data can be read directly without parameter configuration. PIR updates data every 16mS, each frame consists of 24 bits of data, DOCI is pulled high by PIR to maintain 2 system clock cycles. After waiting for TL, the MCU generates a rising edge TH on the DOCI line and starts reading data. The first readout data is the highest bit. Repeat the process until all 24 bits of data are read. After the last bit of data is readout, the MCU must force low and release DOCI immediately. The DOCI timing diagram is shown in the figure below. The blue line indicates the MCU drive and the dotted line indicates the PIR drive.



■ 数据格式 Data format

DOCI 接口输出高通滤波器的值。DOCI 输出数据如下图所示，共 24 位数据，其中 Bit23—Bit8 为 ADC 数据，bit7-bit0 数据可忽略。The DOCI interface output the value of the high-pass filter. The DOCI output data is shown in the following figure, with a total of 24 bits of data, where Bit 23-Bit 8 is ADC data and bit7-bit0 data is negligible.

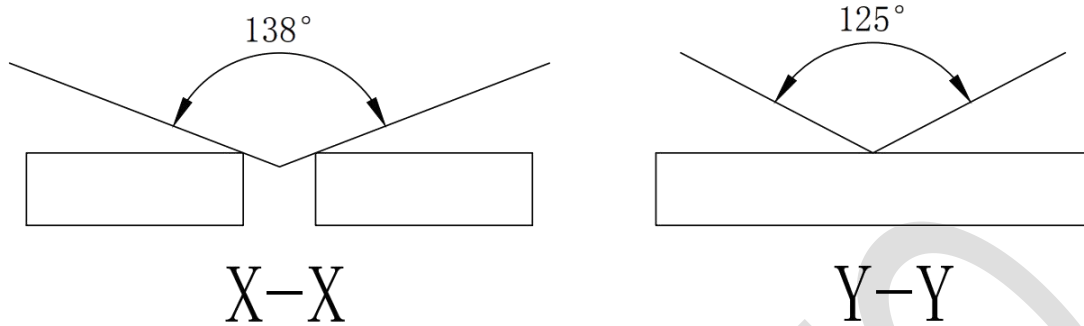
共24位数据																							
BIT23	BIT22	BIT21	BIT20	BIT19	BIT18	BIT17	BIT16	BIT15	BIT14	BIT13	BIT12	BIT11	BIT10	BIT9	BIT8	BIT7	BIT6	BIT5	BIT4	BIT3	BIT2	BIT1	BIT0
ADC VAL																忽略							

■ 数据说明 Data description

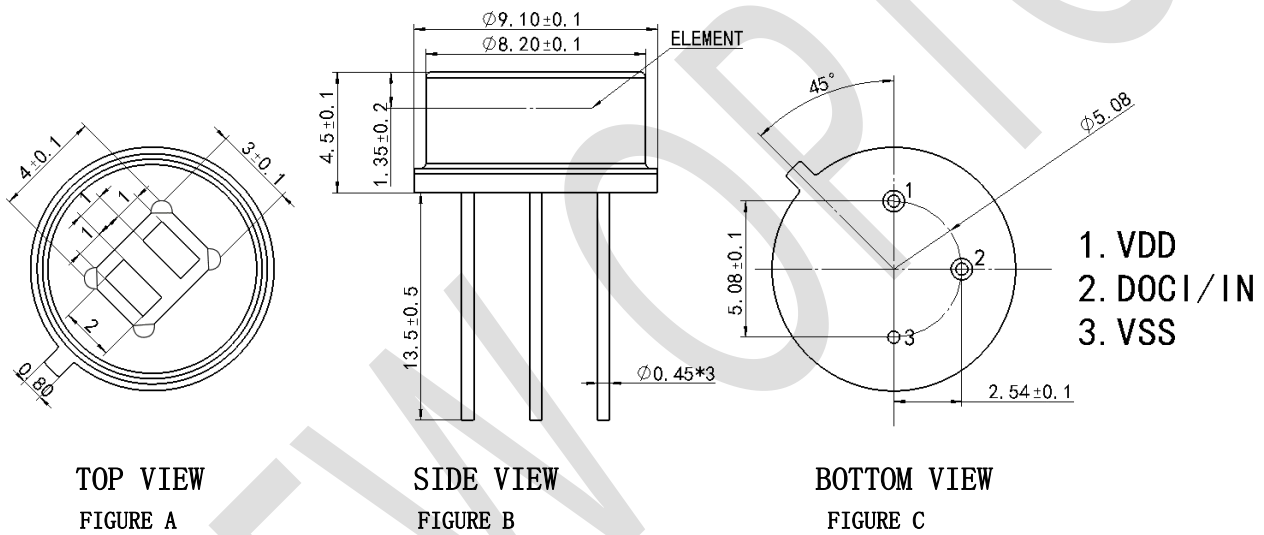
Value (Dec)	16Bits Data															
	B23	B22	B21	B20	B19	B18	B17	B16	B15	B14	B13	B12	B11	B10	B9	B8
32767	0	1	1	1	1	1	1	1	1	1	1	1	1	1	1	1
32766	0	1	1	1	1	1	1	1	1	1	1	1	1	1	1	0
32765	0	1	1	1	1	1	1	1	1	1	1	1	1	1	0	1
:																
2	0	0	0	0	0	0	0	0	0	0	0	0	0	0	1	0
1	0	0	0	0	0	0	0	0	0	0	0	0	0	0	0	1
0	0	0	0	0	0	0	0	0	0	0	0	0	0	0	0	0
-1	1	1	1	1	1	1	1	1	1	1	1	1	1	1	1	1
-2	1	1	1	1	1	1	1	1	1	1	1	1	1	1	1	0
-3	1	1	1	1	1	1	1	1	1	1	1	1	1	1	0	1
:																
-32765	1	0	0	0	0	0	0	0	0	0	0	0	0	0	1	1
-32766	1	0	0	0	0	0	0	0	0	0	0	0	0	0	1	0
-32767	1	0	0	0	0	0	0	0	0	0	0	0	0	0	0	1

ADC 数据约每 16ms 更新一次，对应的十进制数见上表。得到的数据 Bit23 为符号位，“0”代表正，“1”代表负；Bit22~Bit8 为常规二进制码。当 Bit23 为“0”时，数据保持不变；当 Bit23 为“1”时，Bit23~Bit8 取反码并在 Bit8 上加 1 处理。

感应角度 Detection Angle

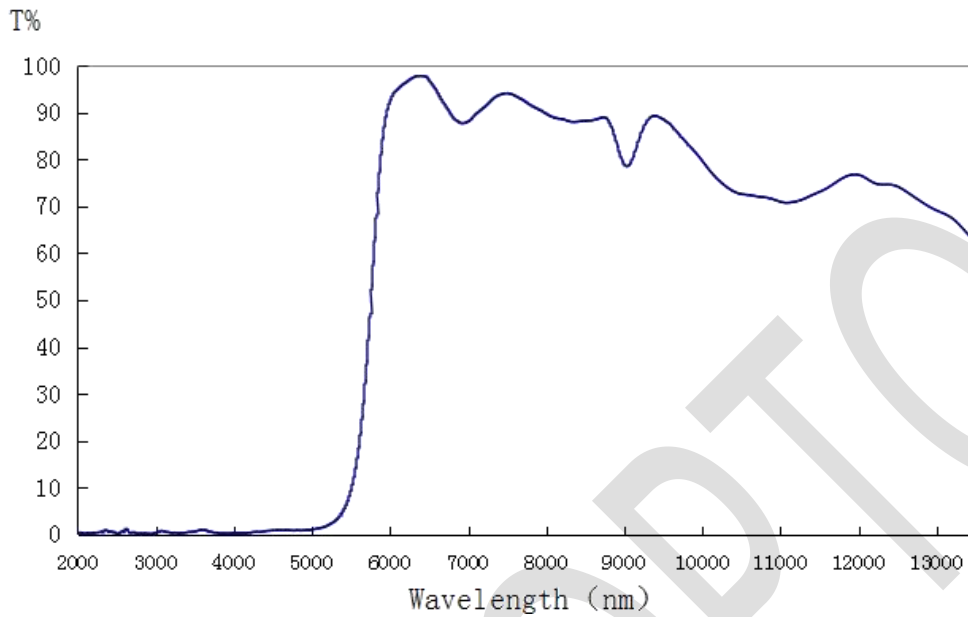


产品外形尺寸 (mm) Product Dimension



管脚定义: pin description:		
1	VDD	VDD 传感器供电脚 VDD Power supply pin
2	DOCI	DOCI 传感器数据输出脚 DOCI Sensor data output pin
3	VSS	VSS 电源地 VSS Power ground GND

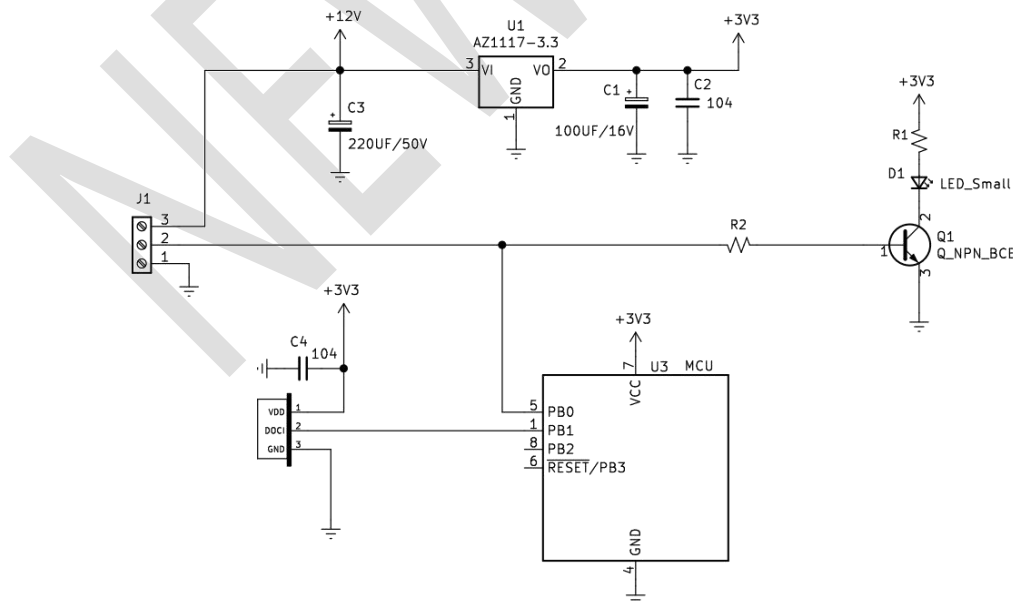
窗口材料的可接收通过波长 Window material receiving wavelength range



注意：图表所示为典型的 5.5um 红外滤光片参考图，曲线是红外线通过率的平均值。

Note: the chart shows a typical 5.5um infrared filter reference chart. The curve is the average of the infrared pass rate.

典型应用电路 Typical application circuit



## 焊接 Soldering

焊接过程中的不慎操作将会引起产品的损坏，请务必注意。焊接过程中应避免对产品支架或封装部分施加压力。焊接时，请保证焊接位置与传感器底部有一定的距离，该距离因不同的焊接方法而有所不同，请参照以下推荐焊接条件。

Careless operation during soldering will cause damage to the product, please be careful. Please avoid put pressure on the product bracket or package part during soldering. When soldering, please ensure that the soldering position has a certain distance from the bottom of the sensor. This distance varies with different welding methods. Please refer to the recommended welding conditions below.

### 推荐焊接条件 Recommended Soldering Conditions

焊接模式 Soldering Mode		固定形式 Fixed Form
手工焊接 manual soldering	烙铁温度 Soldering iron temperature	<350°C
	焊接时间 Soldering time	<5 秒 <5seconds
	焊接位置 Soldering position	>1.5mm (从 PCBA 到底座) >1.5mm(from PCBA to base)
锡炉焊接 Tin stove welding	预热 Preheat	最高温度 100°C 不超过 60 秒 Highest temperature 100 degree, not more than 60 seconds
	浸焊温度 Dip soldering temperature	最高 280°C Max 280 degree
	浸焊时间 Dip soldering time	<5 秒 <5 seconds
	焊接位置 Soldering position	>1.5mm (从 PCBA 到底座) >1.5mm(from PCBA to base)

## 使用注意事项 Caution

感谢您使用惠州市鑫永诚传感科技有限公司的 PIR 系列产品，为增进您对我公司产品特性的了解，也为方便您快速掌握产品的基本操作，为尽量减少或避免因人为等因素造成不必要的产品损坏，使其能够更好的为您的生产服务，特针对使用过程中的一些规范使用作相应说明，同时即使是同一规格 PIR，在实际应用领域其可靠性与整体系统设计水平、作业方式、使用条件均相关。本使用说明不可能涵盖客户使用过程中可能碰到的所有问题，由此带来的不便，敬请谅解！



Thanks for using Huizhou Newopto Sensor Technology Co.,Ltd PIR series products.In order to enhance your understanding of our products characteristics and avoid unnecessary damage due to man made factors,we provide corresponding operation standard instruction.At the same time,even if you are using the same specification PIR,its reliability is related to overall system design level,operation mode and use condition.This instruction couldn't cover all questions customers may meet during using.We apologize for any inconvenience caused sincerely.

■ 产品声明 Product Declaration

- 传感器的出厂参数是在标准黑体和相关参数测试条件下经过一分钟稳定时间后测试所得。
- The factory parameters of the sensor are tested after one minute stabilization time under standard blackbody and related parameter test conditions.
- 使用本产品之前，请贵司务必预先进行测试，以便确认是否适合使用目的，产品介绍的用途并不保证不抵触任何专利，有关 PIR 产品的进出口法律责任应由客户担负，请预先查清每个国家或地区的有关规定，产品可能会因性能提供或规格参数改变等缘故，恕不经预告更改，我们要求量产前签订正式的产品规格书。
- In order to confirm the product is right for using purpose , pretest is necessary before use . We don't guarantee the product application introduction don't contravene any patent. The corresponding import and export legal responsibility should be taken by customers. Please verify relevant provision in each country and district beforehand. We may change specifications from time to time in the interest of product development,without prior notification or public announcement.We require formal product specifications to be signed before mass production.

■ 储存 Storage

- 在温度不高于 30℃，湿度不高于 60%RH 的条件下，产品保存期限为 6 个月。将产品保存在密封的容器中并附带干燥剂可以在一定程度上延续产品的储存日期。不良的储存条件会导致产品引脚的腐蚀或产品性能的改变。
- Under the storage conditions of 30℃ or less and humidity less than 60%RH, the storage period is 6months. Store the products in sealed container with moisture absorbent could prolong the storage time to a certain extent. Bad storage conditions may cause the product pin corrode or characteristics change.

■ 静电 Static

- 静电和电涌会导致产品特性发生改变，例如正向电压降低等，如果情况严重甚至会损毁产品，所以在使用时必须采取有效的防静电措施。所有相关的设备和机器都应该正确的接地，同时必须采取其他防静电和电涌的措施。使用防静电手环，防静电垫子，防静电工作服，工作鞋，手套，防静电容器，都是有效的防止静电和电涌的措施。
- Static and electric surge would change the product features,such as decreasing forward voltage or damage the products.Please make sure adopt effective anti-static measures. All the relative devices and machinery must be properly grounded.And please use anti-static wrist bands,anti-electrostatic gloves, anti-electrostatic containers at the same time to prevent static and electric surge.

■ 设计建议 Design Suggestion

- 设计产品时请注意传感器的窗口方向，结合菲涅尔透镜来达到较理想的探测角度。

- Please pay attention to the window direction of the sensor when designing the product, and combine the Fresnel lens to achieve a better detection angle.
- 传感器的距离和背景温度、移动中的目标温度、菲涅尔透镜、环境温度、放大器放大倍数设置均有直接关系，使用时需综合考虑各参数。
- The sensor detection distance is related to the background temperature, the moving target temperature, the Fresnel lens, the ambient temperature, and the amplifier magnification setting. It is necessary to consider all parameters when using.

■ 其它 Others

- 传感器采用金属外壳密闭封焊而成，为保证器件的气密性，使用过程中不建议对引线进行弯折，弯折可能会破坏玻璃和金属封接部位的气密性，造成器件漏气。如果需要弯折使用，请使用工具辅助，并保证折弯过程中引线根部不受力。请保证折弯点与传感器底座之间有 3mm 以上的距离。使用过程中不可轴向扭动引线。
- The sensor is sealed by a metal casing. In order to ensure the airtightness of the device, it is not recommended to bend the lead during use. Bending the lead may damage the airtightness of the glass and metal sealing parts, cause air leakage. If you need to bend, please use tool assist and ensure that the root of the lead is not stressed during the bending process. Please ensure the distance between the bending point and sensor base is more than 3mm. Do not twist the leads axially during use.
- 传感器窗口镜片为半导体硅片经特殊材料真空镀膜的滤光片，使用时不能用手或硬物直接接触窗口，如滤光片有脏污，可用绒布沾无水乙醇适度擦拭。
- The sensor window lens is a semiconductor wafers filter vacuum coated by special materials. Please don't touch the window with your hands or hard objects when using. If the filter is dirty, please wipe it with absolute ethanol by lint-free cloth.
- 传感器应避免机械冲击，频繁、过度振动会导致传感器内部敏感元断裂，使用时需轻拿轻放。
- Please avoid mechanical shock for the sensor. Frequent or excessive vibration will cause the sensitive element break.
- 鑫永诚传感保留随时对产品规格及本文档进行修改而不另行通知的权力。用户购买鑫永诚传感科技产品或基于鑫永诚传感科技产品进行设计前，应与鑫永诚传感科技联系以取得最新的信息。

Newopto Sensor Technology reserves the right to modify the product specifications and this document at any time without notice. Users should contact us to obtain the latest information before purchasing Newopto Sensor products or designing based on Newopto Sensor Technology products.