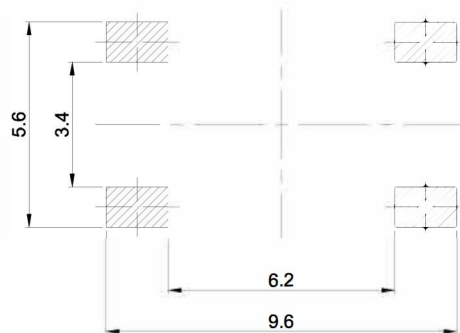
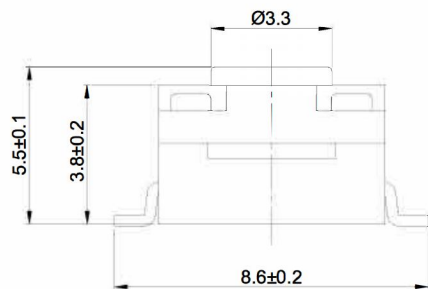


GT-TC120A-H055-L1

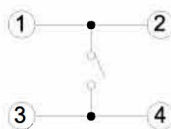
Operating Force
A=160gf

Switch Height
H055=5.5

Switch Lifetime
L1=100,000 Cycles



P.C.B LAND DIMENSION



CIRCUIT DIAGRAM

G-Switch Specification:

1. Operating temperature range: -40°C to +85°C
2. Rating: 50mA, 12V DC
3. Insulation resistance: 100MΩ min. 100V DC
4. Dielectric strength: 250V AC for 1 min
5. Contact Resistance: 100m Ω max.
6. Travel: 0.25±0.1mm
7. Waterproof Grade: IPX7

5	COVER	STAINLESS STEEL	
4	STEM	HIGH TEMPERATURE PLASTIC	BLACK
3	CONTACT	STAINLESS STEEL	Ag PLATING
2	TERMINAL	COPPER ALLOY	Ag PLATING
1	BASE	HIGH TEMPERATURE PLASTIC	BLACK
NO.	PART NAME	MATERIAL	REMARK



SCALE: 1:1 UNIT: mm
SIZE: A4

Unless otherwise
General Tolerance:
X, ±0.30
X.x ±0.20
X.xx ±0.15
X.xxx ±0.10
Angles ±3°

Title: Vertical Tact Switch
SMT 6.2×6.2×5.5mm

Molde Code: GT-TC120A-H055-L1

DRAWN	CHECKED	APPROVED	DATE
Xia	Chen	Chen	2023.02.01



REV: A0 SHEET: 1/1