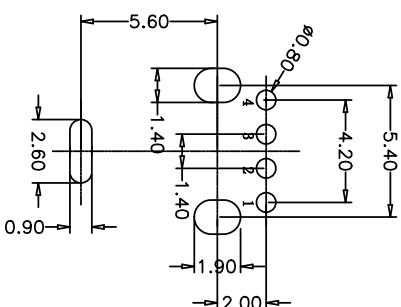
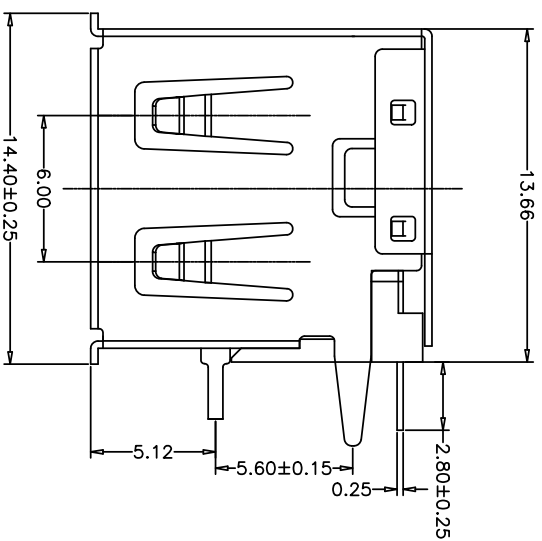
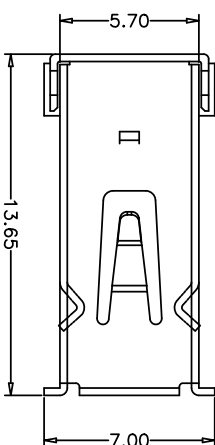
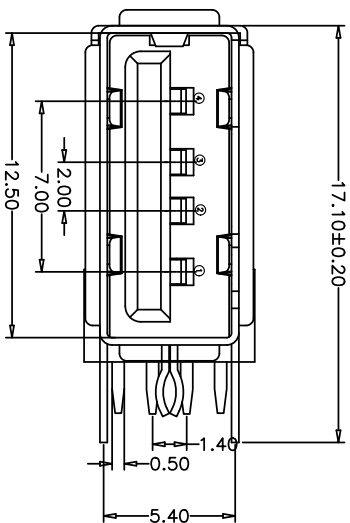
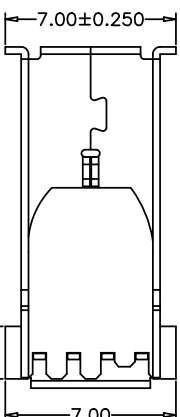


RoHS



RECOMMENDED PCB LAYOUT  
GENERAL TOLERANCES: ±0.05



Pin NUMBER	SIGNAL NAME
1	VBUS
2	D-
3	D+
4	GND

产品图  
PRODUCT CHART DWG

公差一览表  
TOLERANCE UNLESS OTHERWISE

公差	范围	公差	范围
X	±0.35	X'	±5°
X	±0.30	X''	±2°
XX	±0.25	XX'	±1°
XXX	±0.10	XXX'	±0.5°

单位  
UNITS

MM

制图  
DRAWING

L S S

产品料号  
PRODUCT PART NO.

906-552A1012D10200

产品名称  
PRODUCT NO.

AT13.65 侧插短体外直内圆型有边  
制壳511白胶

角法  
NEW

版本  
VER

A0

深圳市精拓金电子有限公司

- 电气特性:Electrical:
- 额定电流: Current Rating  
1.5A/contact terminal
  - 额定电压: Voltage Rating  
30V DC
  - 接触阻抗: Contact Resistance  
30 milliohms MAX
  - 耐电压: Dielectric Withstanding Voltage:  
500 V AC AT Sea level
  - 绝缘阻抗: Insulation Resistance:  
100MEGA ohms MIN
- 物理性能: Mechanical:
- 插拔力: Connector Mate and Umate Force  
Mate force: 3.57kgf (MAX)  
Umate force: 0.7kgf (MIN)
  - 端子保持力: Terminal Retention  
1.0kgf (MIN)
  - 寿命: 1500次
- 原材料: Material:
- 塑胶: Housing: LCP / pbt
  - 端子: Contact: Copper Alloy C2680
  - 外壳: Shell: SPCC/c2680
- 电镀: Finish:
- 端子 Contact: Au G/F u" Plated on contact area  
Tin50u" Plated on solder area  
Nickel 50u" Plated underplating over all.
  - 外壳 Shell: Nickel 50u" Min plating over all.

您正在使用 ZWCAD 2022 个人版, 不得用于商业用途, 详情请咨询 400657182-598。

目錄  
MAPX

变更内容  
MODIFICATION

日期  
DATE