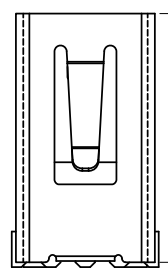


RoHS

10.20±0.15

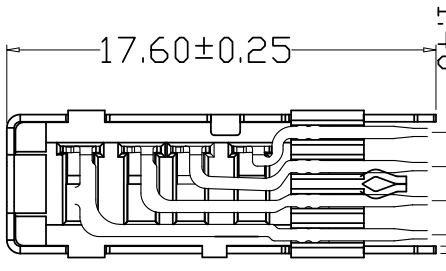


3.00±0.25

0.30±0.03

1.40

4.20



17.60±0.25

16.50±0.25

13.10±0.15

10.40±0.25

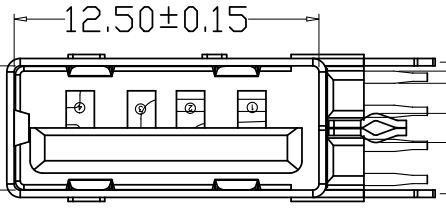
14.65

2.60±0.30

2.60±0.25

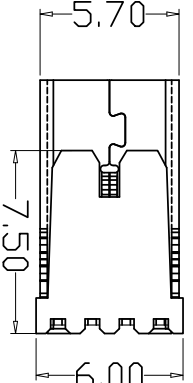
1.50±0.15

0.25±0.03



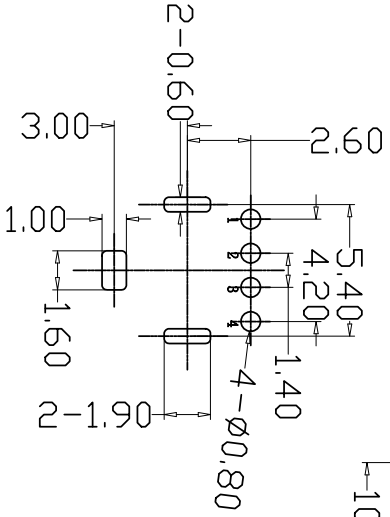
12.50±0.15

5.10±0.15



5.70

7.50



RECOMMENDED PCB LAYOUT
GENERAL TOLERANCES: ±0.05

Pin NUMBER	SIGNAL NAME
1	VBUS
2	D-
3	D+
4	GND

产品图

PRODUCT CHART DWG

公差一览表

TOLERANCE UNLESS OTHERWISE

X	±0.35	X'	±5'
X	±0.30	X'	±2'
XX	±0.25	XX'	±1'
XXX	±0.10	XXX'	±0.5'

深圳市精拓金电子有限公司

单位 MM

比例 1:1

日期 2021/03/10

制图	L S S	产品料号	906-562A1017D10200
审核	G Z F	产品名称	AF10.0M插短体外直内O型脚加长1.0无边铜壳加厚1.5PBT白胶
核准	黄国荣	角法	

目錄

变更内容

日期

MAPX	MODIFICATION	DATE
------	--------------	------

电气特性:Electrical:

1. 额定电流: Current Rating

1.5A/contact terminal

2. 额定电压: Voltage Rating

30V DC

3. 接触阻抗: Contact Resistance

30 milliohms MAX

4. 耐电压: Dielectric Withstanding Voltage:

500 V AC AT Sea Level

5. 绝缘阻抗: Insulation Resistance:

100MEGA ohms MIN

物理性能: Mechanical:

1. 插拔力: Connector Mate and Umate Force

Mate force: 3.57kgf (MAX)

Umate force: 1.02kgf (MIN)

2. 端子保持力: Terminal Retention

1.0kgf (MIN)

3. 寿命: 1500次

原材料: Material:

1. 塑胶: Housing: pbt /1cp

2. 端子: Contact: Copper Alloy C2680

3. 外壳: Shell: SPCC/c2680

电镀: Finish:

1. 端子Contact: Au G/F u" Plated on contact area

Tin50u" Plated on solder area

Nickel 50u" Plated underplating over all.

2. 外壳Shell: Nickel 50u" Min plating over all.

您正在使用 ZWGAAP 2022 个人版, 不得用于商业用途, 详情请咨询 4002-482-588。