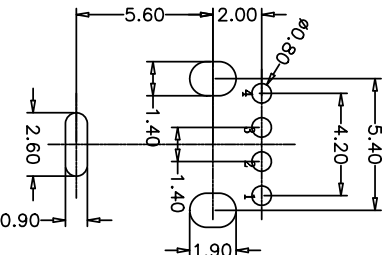
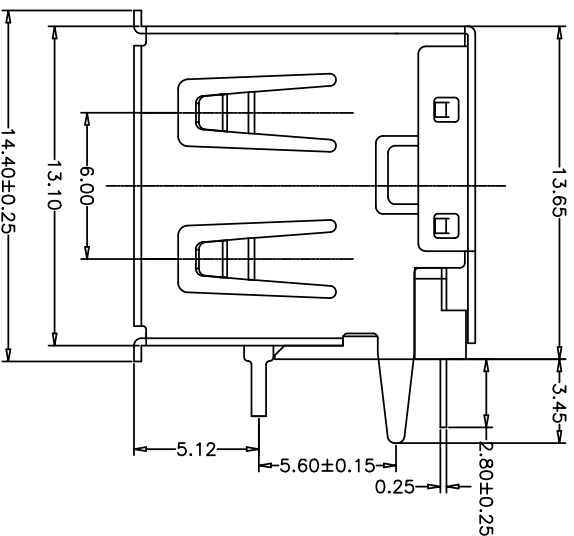
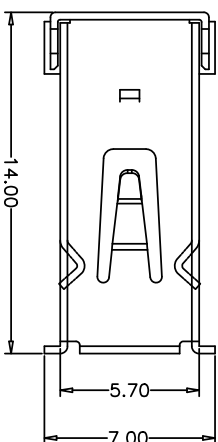
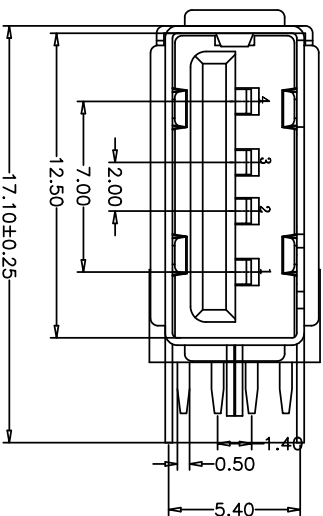


RoHS



RECOMMENDED PCB LAYOUT  
GENERAL TOLERANCES: ±0.05

电气特性:Electrical:

- 额定电流: Current Rating  
1.5A/contact terminal
  - 额定电压: Voltage Rating  
30V DC
  - 接触电阻: Contact Resistance  
30 milliohms MAX
  - 耐电压: Dielectric Withstanding Voltage:  
500 V AC AT Sea level
  - 绝缘阻抗: Insulation Resistance:  
1000MEGA ohms MIN
- 物理性能: Mechanical:
- 插拔力: Connector Mate and Unmate Force  
Mate force: 3.57kgf (MAX)  
Unmate force: 0.7kgf (MIN)
  - 端子保持力: Terminal Retention  
1.0kgf (MIN)
  - 寿命: 1500次
  - 原材料: Material:  
1. 塑胶: Housing: pbt/LCP  
2. 端子: Contact: Copper Alloy C2680  
3. 外壳: Shell: SPCC/C2680
  - 电镀: Finish:  
1. 端子Contact: Au G/F u" Plated on contact area  
Tin50u" Plated on solder area  
Nickel 50u" Plated underplating over all.  
2. 外壳Shell: Nickel 50u" Min plating over all.

产品图  
PRODUCT CHART DWG

深圳市精拓金电子有限公司

Pin NUMBER	SIGNAL NAME
1	VBUS
2	D-
3	D+
4	GND

公差一览表	
TOLERANCE	UNLESS OTHERWISE
X	±0.35
X	±0.50
XX	±0.25
XXX	±0.10
XXXX	±0.05

单位	MM	制图	L S S	产品料号
UNITS		DRAWING		PRODUCT PART NO.
比例	1:1	审核	G Z F	产品名称
SCALE		核准	黄国荣	PRODUCT NO.
日期	2021/03/10	AppD		角法
SCALE				版本
				VER
				A0

您正在使用 ZWCAD 2022 个人版, 不得用于商业用途, 详情请咨询 400657182-598。

