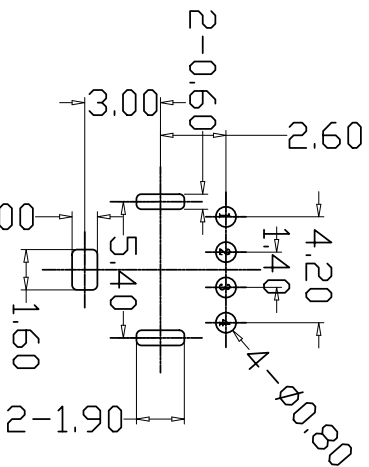
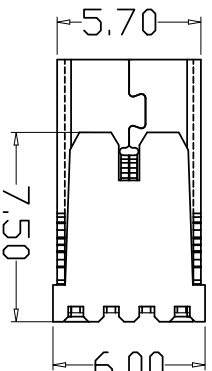
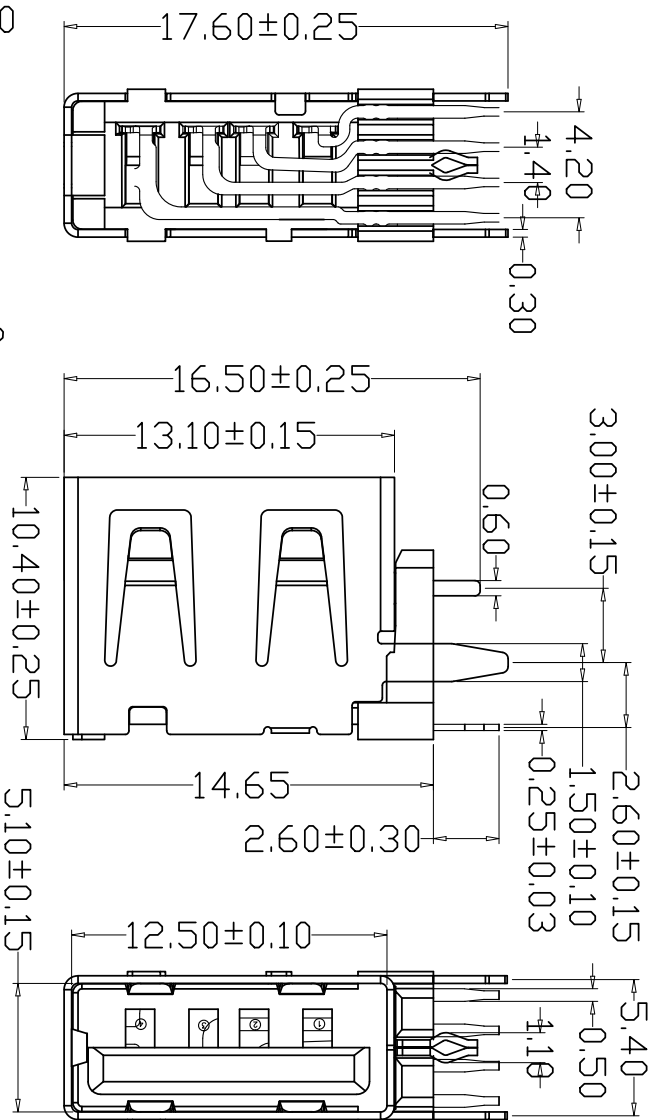
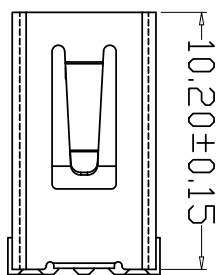


1 2 3 4 5 6 7 8 9 10

RoHS



RECOMMENDED PCB LAYOUT  
GENERAL TOLERANCES: ±0.05

MAPX	MODIFICATION	DRW	DATE

电气特性:Electrical:

1. 额定电流: Current Rating  
1.5A/contact terminal
2. 额定电压: Voltage Rating  
30V DC

3. 接触电阻: Contact Resistance  
30 milliohms MAX

4. 耐压: Dielectric Withstanding Voltage:  
500 V AC AT Sea Level

5. 绝缘电阻: Insulation Resistance:  
1000MEGA ohms MIN

物理性能:Mechanical:

1. 插拔力: Connector Mate and Umate Force

Mate force:3.57kgf(MAX)

Umate force:1.02kgf(MIN)

2. 端子保持力: Terminal Retention

1.0kgf(MIN)

3. 寿命: 1500次

原材料:Material:

1. 塑胶:Housing:pbt

2. 端子:Contact:Copper Alloy C2680

3. 外壳:Shell:c2680

电镀:Finish:

1. 端子Contact: Au G/F u" Plated on contact area  
Tin50u" Plated on solder area  
Nickel 50u" Plated underplating over all.
2. 外壳Shell: Nickel 50u" Min plating over all.

产品图

PRODUCT CHART DING

公差一栏表

TOLERANCE UNLESS OTHERWISE

±0.35 X

±0.25 X

±0.20 XX

±0.05 XXX

±5.°

±2.°

±1.°

±0.5°

深圳市精拓金电子有限公司  
Shenzhen Jing Tuo Jin Electronics Co., Ltd.

单位	MM	制图	L-S-S	制图料号	906-562A1058D10200
比例	1:1	审核	G-Z-F	产品名称	AF10.0侧插壳体外宣内0型脚加长1.0
日期	2021-03-10	核准	黄国荣	无边铜壳加厚1.5PBT盖板	
DATE		APRD		角法	版本
				⊕	A0

您正在使用 ZWCAD 2022 个人版, 不得用于商业用途, 详情请咨询 4007-7182-588.

1 2 3 4 5 6 7 8 9 10