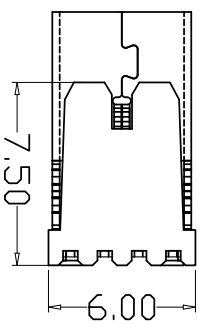
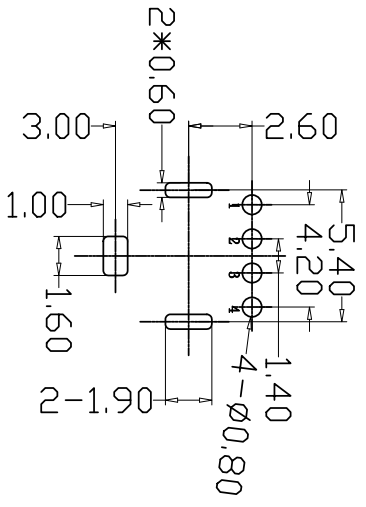
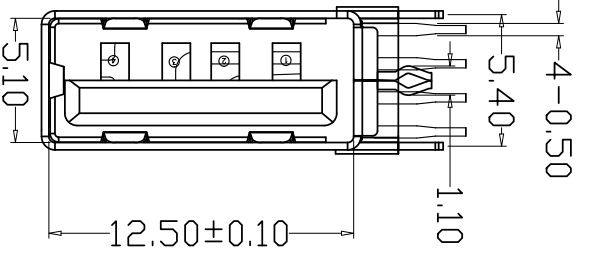
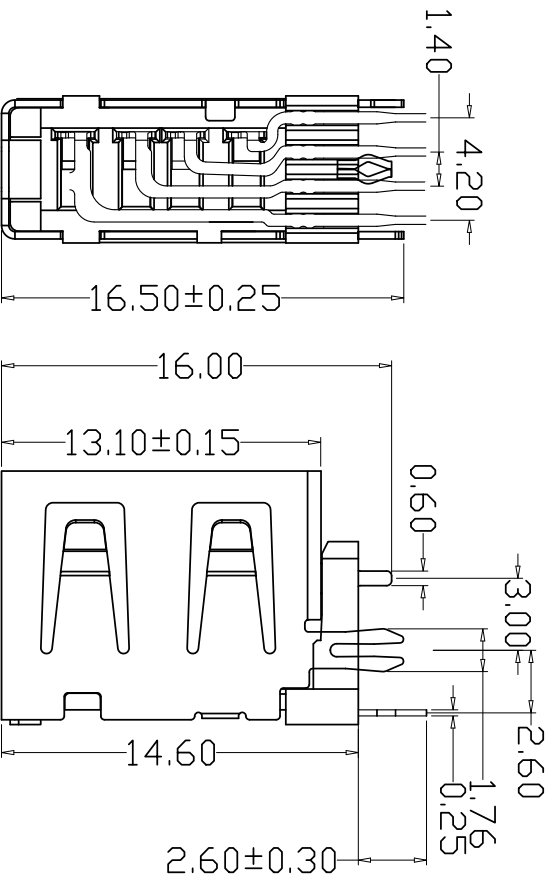
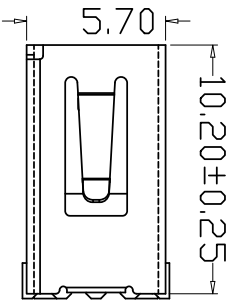


RoHS



RECOMMENDED PCB LAYOUT
GENERAL TOLERANCES: ±0.05

目錄 MAPX	變更內容 MODIFICATION	日期 DATE
------------	----------------------	------------

- 电气特性:Electrical:
- 额定电流: Current Rating
1.5A/contact terminal
 - 额定电压: Voltage Rating
30V DC
 - 接触阻抗: Contact Resistance
30 milliohms MAX
 - 耐电压: Dielectric Withstanding Voltage:
500 V AC AT Sea Level
 - 绝缘阻抗: Insulation Resistance:
1000MEGA ohms MIN
- 物理性能: Mechanical:
- 插拔力: Connector Mate and Unmate Force
Mate force: 3.57kgf (MAX)
Unmate force: 1.02kgf (MIN)
 - 端子保持力: Terminal Retention
1.0kgf (MIN)
 - 寿命: 1500次
- 原材料: Material:
- 塑胶: Housing: pbt / lcp
 - 端子: Contact: Copper Alloy C2680
 - 外壳: Shell: SPCC/c2680
- 电镀: Finish:
- 端子 Contact: Au G/F u" Plated on contact area
Tin50u" Plated on solder area
Nickel 50u" Plated underplating over all.
 - 外壳 Shell: Nickel 50u" Min plating over all.

产品图
PRODUCT CHART DWG

深圳市精拓金电子有限公司

Pin NUMBER	SIGNAL NAME
1	VBUS
2	D-
3	D+
4	GND

公差一览表 TOLERANCE UNLESS OTHERWISE	
X	±0.35
X	±0.50
XX	±0.25
XXX	±0.10

单位 UNITS	MM
X	±0.35
X	±0.50
XX	±0.25
XXX	±0.10

日期 SCALE	2021/03/10
制图 DRAWING	L S S
审核 CHKD	G Z F
批准 APRD	黄国荣
产品料号 PRODUCT PART NO.	906-862A2028D10200
产品名称 PRODUCT NO.	AF10.0 侧插板体外鱼叉内0型脚无边 铜壳加厚1.503 黑胶
角法 NEW	版本 VER
	A0

您正在使用 ZWGAAP 2022 个人版, 不得用于商业用途, 详情请咨询 4005492588。