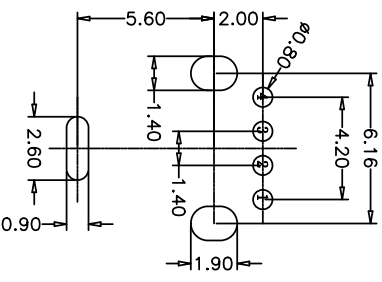
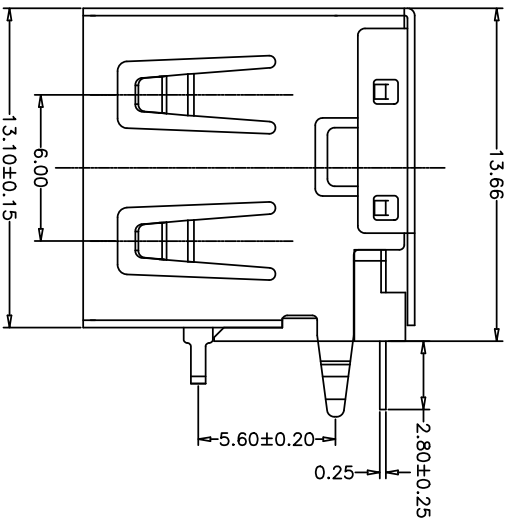
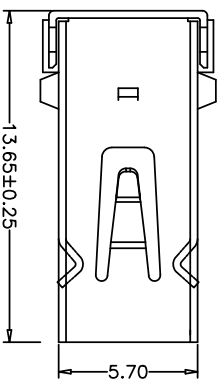
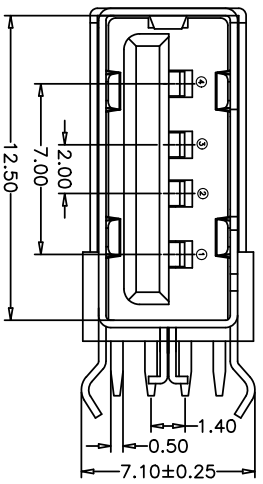


1 2 3 4 5 6 7 8 9 10

ROHS



RECOMMENDED PCB LAYOUT  
GENERAL TOLERANCES: ±0.05

- 电气特性:Electrical:
- 额定电流: Current Rating  
1. 5A/contact terminal
  - 额定电压: Voltage Rating  
30V DC
  - 接触阻抗: Contact Resistance  
30 milliohms MAX
  - 耐压: Dielectric Withstanding Voltage:  
500 V AC AT Sea Level
  - 绝缘阻抗: Insulation Resistance:  
1000MEGA ohms MIN
- 物理性能: Mechanical:
- 插拔力: Connector Mate and Unmate Force  
Mate force: 3.57Kgf (MAX)  
Unmate force: 0.7Kgf (MIN)
  - 端子保持力: Terminal Retention  
1. 0kgf (MIN)
  - 寿命: 1500次
  - 原材料: Material:  
1. 塑胶: Housing: LCP /pbt  
2. 端子: Contact: Copper Alloy C2680  
3. 外壳: Shell: SPCC/c2680
- 电镀: Finish:
- 端子 Contact: Au G/F u" Plated on contact area  
Tin50u" Plated on solder area  
Nickel 50u" Plated underplating over all.
  - 外壳 Shell: Nickel 50u" Min plating over all.

产品图

Pin NUMBER	SIGNAL NAME
1	VBUS
2	D-
3	D+
4	GND

公差一览表

TOLERANCE	UNLESS OTHERWISE
X	±0.35
X	±0.30
XX	±0.25
XXX	±0.10
XXX	±0.05

深圳市精拓金电子有限公司

单位	MM
比例	1:1

日期	日期
2021/03/10	2022/03/10

您正在使用 ZWCAD 2022 个人版, 不得用于商业用途, 详情请咨询 4006518259

