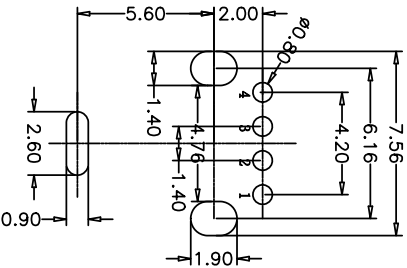
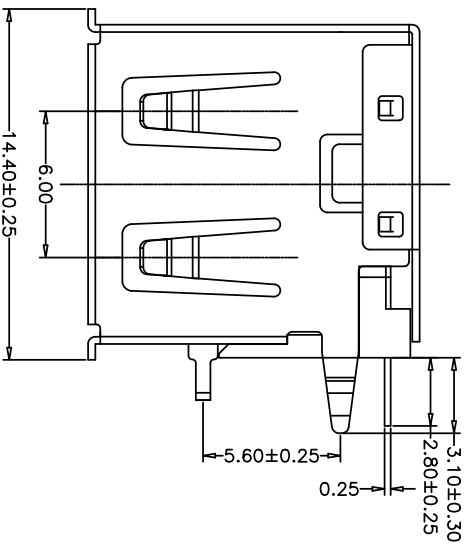
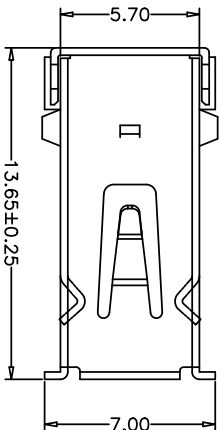
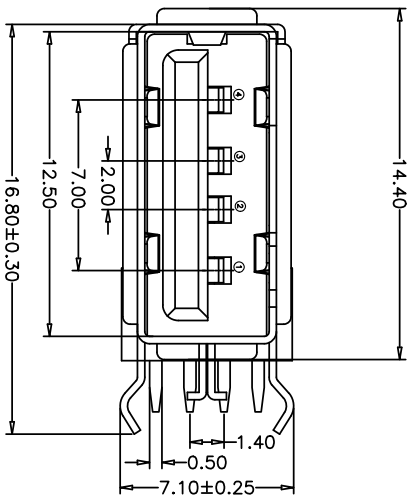


1 2 3 4 5 6 7 8 9 10

ROHS



RECOMMENDED PCB LAYOUT
GENERAL TOLERANCES: ±0.05

- 电气特性:Electrical:
- 额定电流: Current Rating
1.5A/contact terminal
 - 额定电压: Voltage Rating
30V DC
 - 接触阻抗: Contact Resistance
30 milliohms MAX
 - 耐电压: Dielectric Withstanding Voltage:
500 V AC AT Sea Level
 - 绝缘阻抗: Insulation Resistance:
1000MEGA ohms MIN
- 物理性能: Mechanical:
- 插拔力: Connector Mate and Unmate Force
Mate force: 3.57kgf (MAX)
Umate force: 0.7kgf (MIN)
 - 端子保持力: Terminal Retention
1.0kgf (MIN)
 - 寿命: 1500次
- 原材料: Material:
- 塑胶: Housing: LCP /pbt
 - 端子: Contact: Copper Alloy C2680
 - 外壳: Shell: SPCC/c2680
- 电镀: Finish:
- 端子 Contact: Au G/F u" Plated on contact area
Tin50u" Plated on solder area
Nickel 50u" Plated underplating over all.
 - 外壳 Shell: Nickel 50u" Min plating over all.

产品图

PRODUCT CHART DWG

Pin NUMBER	SIGNAL NAME
1	VBUS
2	D-
3	D+
4	GND

公差一览表
TOLERANCE UNLESS OTHERWISE

公差	公差	公差	公差
X	±0.35	X'	±5°
X	±0.30	X''	±2°
XX	±0.25	XX'	±1°
XXX	±0.10	XXX'	±0.5°

单位
UNITS

MM

制图
DRAWING

L S S

产品料号
PRODUCT PART NO.

906-251A1012D10200

比例
SCALE

1:1

审核
CHKD

郭志富

产品名称
PRODUCT NO.

APT13.65 侧插短体三等脚有边镀亮93BT白胶

日期
DATE

2021/03/10

核准
APPD

黄国荣

角法
NEW

版本
VER

A0

深圳市精拓金电子有限公司

目録
MAPX

变更内容
MODIFICATION

日期
DATE

您正在使用 ZWCAD 2022 个人版, 不得用于商业用途, 详情请咨询 400657182-598。