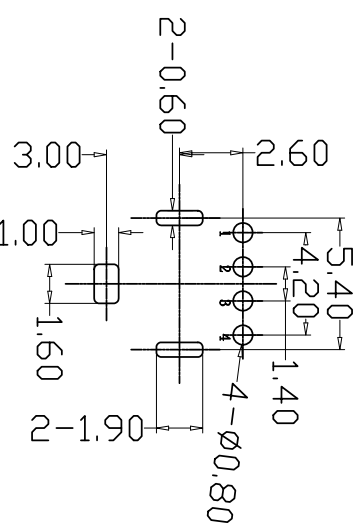
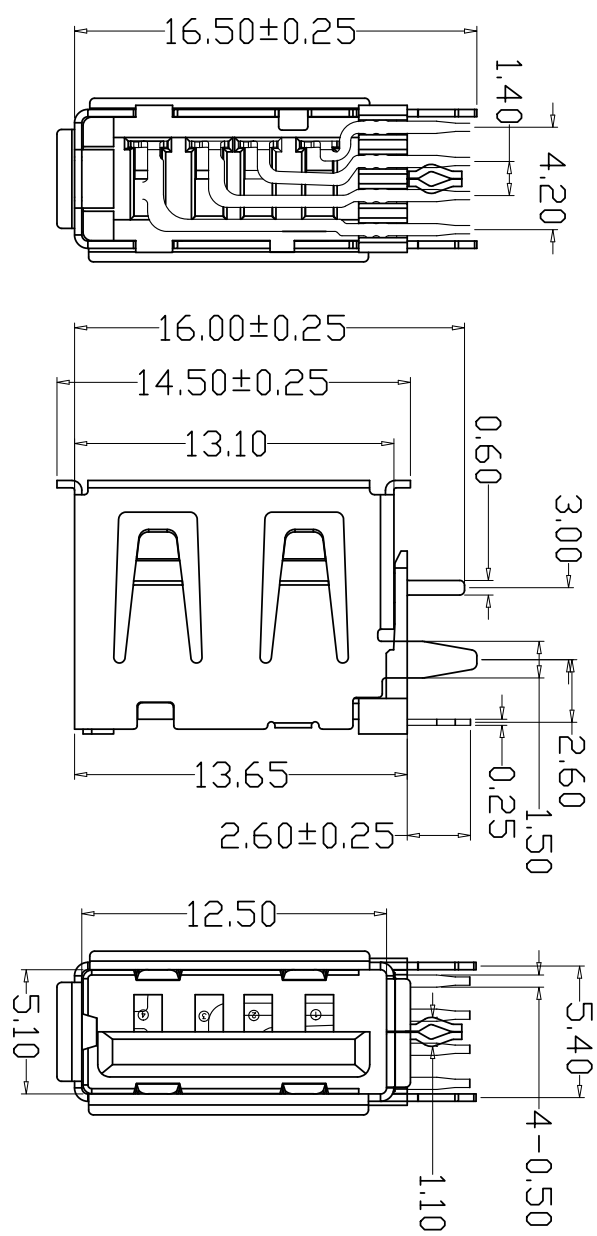
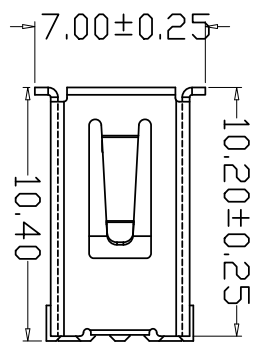


RoHS



RECOMMENDED PCB LAYOUT
GENERAL TOLERANCES: ±0.05

Pin NUMBER	SIGNAL NAME
1	VBUS
2	D-
3	D+
4	GND

公差一览表	
TOLERANCE	UNLESS OTHERWISE SPECIFIED
X	±0.35
X	±0.30
XX	±0.25
XXX	±0.10
XXXX	±0.05

单位	MM
比例	1:1
日期	2021/03/10

深圳市精拓金电子有限公司

- 电气特性:Electrical:
- 额定电流: Current Rating
1.5A/contact terminal
 - 额定电压: Voltage Rating
30V DC
 - 接触阻抗:Contact Resistance
30 milliohms MAX
 - 耐电压:Dielectric Withstanding Voltage:
500 V AC AT Sea Level
 - 绝缘阻抗:Insulation Resistance:
1000MEGA ohms MIN
- 物理性能:Mechanical:
- 插拔力: Connector Mate and Unmate Force
Mate force:3.57kgf (MAX)
Unmate force:1.02kgf (MIN)
 - 端子保持力: Terminal Retention
1.0kgf (MIN)
 - 寿命: 1500次
- 原材料:Material:
- 塑胶:Housing:pbt /lcp
 - 端子:Contact:Copper Alloy C2680
 - 外壳:Shell:SPCC/c2680
- 电镀:Finish:
- 端子Contact: Au G/F u" Plated on contact area
Tin50u" Plated on solder area
Nickel 50u" Plated underplating over all.
 - 外壳Shell: Nickel 50u" Min plating over all.

目録	变更内容	日期
MAPX	MODIFICATION	DATE

您正在使用 ZWGAAP 2022 个人版，不得用于商业用途，详情请咨询 4005492588。