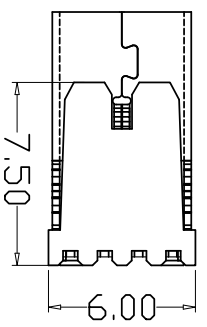
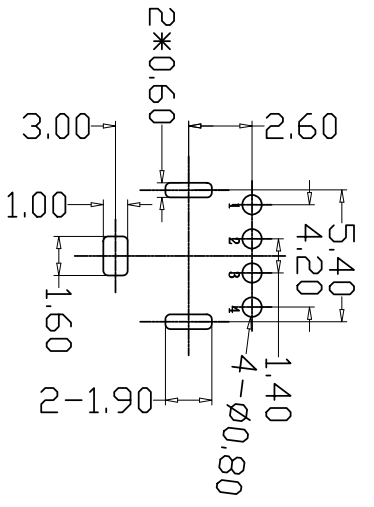
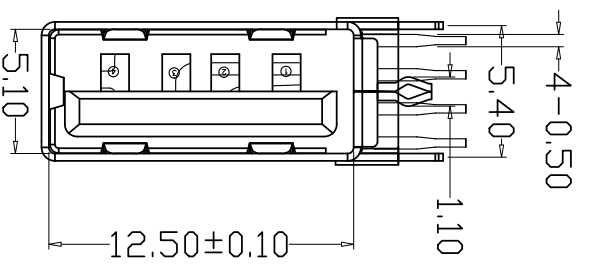
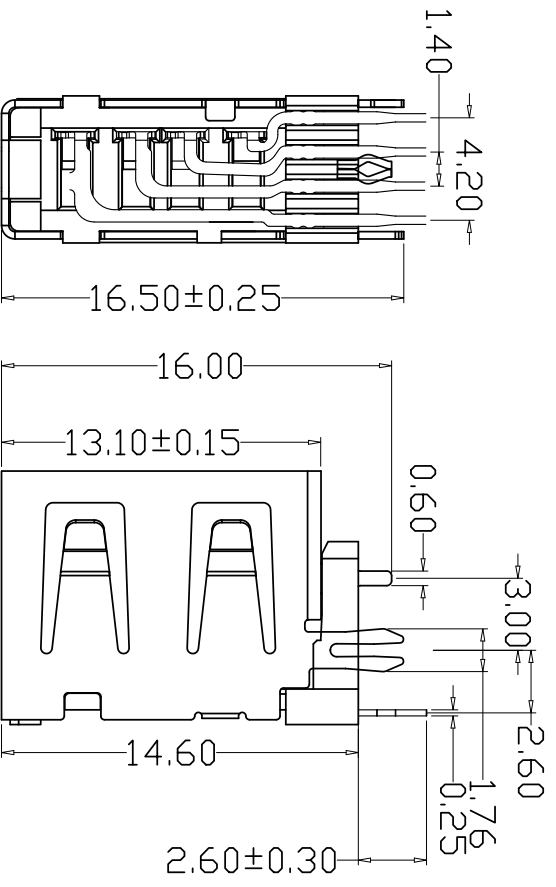
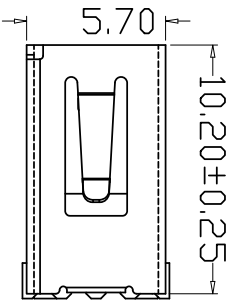


RoHS



RECOMMENDED PCB LAYOUT  
GENERAL TOLERANCES: ±0.05

1 2 3 4 5 6 7 8 9 10

目錄  
MAPX

變更內容  
MODIFICATION

日期  
DATE

电气特性:Electrical:

1. 额定电流: Current Rating  
1.5A/contact terminal
2. 额定电压: Voltage Rating  
30V DC
3. 接触阻抗: Contact Resistance  
30 milliohms MAX
4. 耐压: Dielectric Withstanding Voltage:  
500 V AC AT Sea Level
5. 绝缘阻抗: Insulation Resistance:  
1000MEGA ohms MIN

物理性能:Mechanical:

1. 插拔力: Connector Mate and Unmate Force  
Mate force:3.57kgf(MAX)  
Unmate force:1.02kgf(MIN)
2. 端子保持力: Terminal Retention  
1.0kgf(MIN)
3. 寿命: 1500次

原材料:Material:

1. 塑胶:Housing:pbt /1cp
2. 端子:Contact:Copper Alloy C2680
3. 外壳:Shell:SPCC/c2680

电镀:Finish:

1. 端子Contact: Au G/F u" Plated on contact area  
Tin50u" Plated on solder area  
Nickel 50u" Plated underplating over all.
2. 外壳Shell: Nickel 50u"Min plating over all.

# 深圳市精拓金电子有限公司

产品图  
PRODUCT CHART DWG

Pin NUMBER	SIGNAL NAME
1	VBUS
2	D-
3	D+
4	GND

公差一览表  
TOLERANCE UNLESS OTHERWISE

单位  
UNITS

MM

制图  
DRAWING

L S S

产品料号  
PRODUCT PART NO.

906-862A1118D10200

版本  
VER

比例  
SCALE

1:1

审核  
CHKD

G Z F

产品名称  
PRODUCT NO.

AT10.0喇叭插板外壳叉内O型脚无边  
铜壳加厚1.5PBT防火橡胶

A0

日期  
DATE

2021/09/10

核准  
APRD

黄国荣

角法  
NEW

角法  
NEW

A0

您正在使用 ZWGAAP 2022 个人版, 不得用于商业用途, 详情请咨询 4005482588。