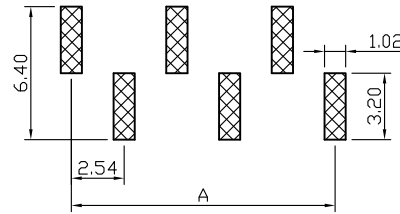
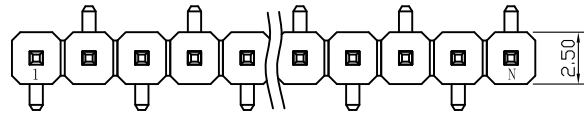


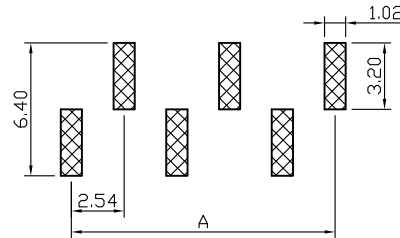
Type A (右前左后)



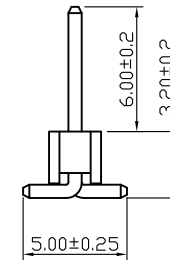
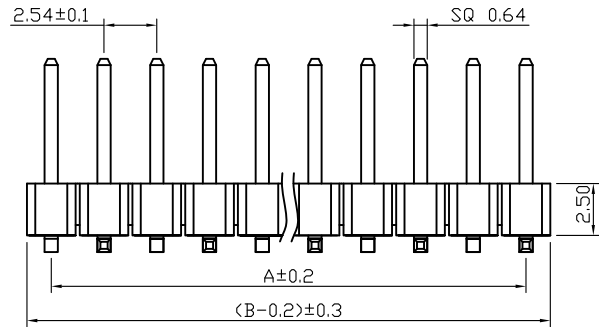
RECOMMEND P. C. B LAYOUT  
PCB TOLERANCE:  $\pm 0.05$  (TOP VIEW)



Type B (左前右后)



RECOMMEND P. C. B LAYOUT  
PCB TOLERANCE:  $\pm 0.05$  (TOP VIEW)



## SPECIFICATIONS

Current Rating: 3Amps  
Insulation Resistance: 1000M $\Omega$  Min  
Contact Resistance: 20m $\Omega$  Max  
Withstanding Voltage: AC 1000V  
Operation Temperature: -40° to +105°  
Contact Material: Brass  
Standard: PA6T  
Insulator Material: Polyester (UL 94V-0)  
Contact Plating: Gold Flash  
Max. Processing Temp: 240° C for 30-60 seconds  
(260° C for 5 seconds)



深圳市韩下电子有限公司

UNLESS OTHERWISE SPECIFIED TOLERANCE

X :  $\pm 0.30$  X° :  $\pm 5^\circ$   
X.X :  $\pm 0.25$  X.X° :  $\pm 1^\circ$   
X.XX :  $\pm 0.20$  X.XX° :  $\pm 0.5^\circ$

DRAWN NAME:

HX PZ2.54-1x7P TP-YQ

SIZE

A4

SCALE

N:1

PROUCT NO.

REV

A

UNIT

mm

PROJECT



PAGE

1/1

DRAWN:

黄彬

2022/04/26

CHECKED:

张伟

2022/04/26

APPROVED:

罗小春

2022/04/26

No. of	DIM. A	DIM. B	No. of	DIM. A	DIM. B	No. of	DIM. A	DIM. B	No. of	DIM. A	DIM. B
1	0.00	2.54	11	25.40	27.94	21	50.80	53.34	31	76.20	78.74
2	2.54	5.08	12	27.94	30.48	22	53.34	55.88	32	78.74	81.28
3	5.08	7.62	13	30.48	33.02	23	55.88	58.42	33	81.28	83.82
4	7.62	10.16	14	33.02	35.56	24	58.42	60.96	34	83.82	86.36
5	10.16	12.70	15	35.56	38.10	25	60.96	63.50	35	86.36	88.90
6	12.70	15.24	16	38.10	40.64	26	63.50	66.04	36	88.90	91.44
7	15.24	17.78	17	40.64	43.18	27	66.04	68.58	37	91.44	93.98
8	17.78	20.32	18	43.18	45.72	28	68.58	71.12	38	93.98	96.52
9	20.32	22.86	19	45.72	48.26	29	71.12	73.66	39	96.52	99.06
10	22.86	25.40	20	48.26	50.80	30	73.66	76.20	40	99.06	101.60