



Series 804 Push-Pull Mighty Mouse Rubber Covers

809-083 and 809-087 Dimensions



809-083 Plug Cover



809-087 Receptacle Cover

Splash proof Molded Rubber Covers fit all Series 804 plugs and receptacles. Braided black nylon lanyard is available with metal rings, cable tie or slipknot for attachment to panel or to cable.

X

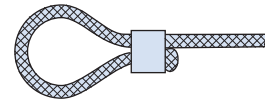
How To Order	
Sample Part Number	809-083 -05 G 6 -SK C
Series (See Table I)	809-083 = Plug Cover 809-087 = Receptacle Cover
Shell Size	-05, -06, -07, -08, -09, -10, -11, -12, -14, -15
Attachment Type	-G = Nylon Rope Omit = No Lanyard
Attachment Length (inches)	Length in Inches
Attachment Code (See Table II)	-WS = Nylon Cable Tie -SK = Slip Knot -SCS = Slip/Crimp Sleeve -00 = Lanyard with no Attachment Lug Terminal = -01 thru -06 Solid Ring = -14 thru -33
Conductive Rubber	Omit for Standard Neoprene C = Conductive Rubber

Table II: Attachment Code



-WS

Nylon Cable Tie, 1.77 Inch (45mm) Maximum Wire Bundle Diameter



-SK

Slip Knot



-00

Lanyard With No Attachment (Fused End)

Lug Terminals and Rings



Lug Terminal

- 01 - .126 (3.20) I.D.
- 02 - .145 (3.68) I.D.
- 05 - .188 (4.78) I.D.
- 06 - .197 (5.00) I.D.



Solid Ring

- 32 - .265 (6.73) I.D.
- 29 - .315 (8.00) I.D.
- 14 - .385 (9.78) I.D.
- 15 - .445 (11.30) I.D.
- 33 - .510 (12.95) I.D.
- 16 - .570 (14.48) I.D.
- 17 - .635 (16.13) I.D.
- 18 - .695 (17.65) I.D.
- 27 - .766 (19.46) I.D.
- 31 - .820 (20.83) I.D.
- 19 - .885 (22.48) I.D.
- 26 - .950 (24.13) I.D.
- 28 - 1.015 (25.75) I.D.
- 20 - 1.070 (27.18) I.D.

Table I: Series Style	
809-083 Push-Pull Plug Cover	809-087 Push-Pull Receptacle Cover

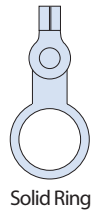
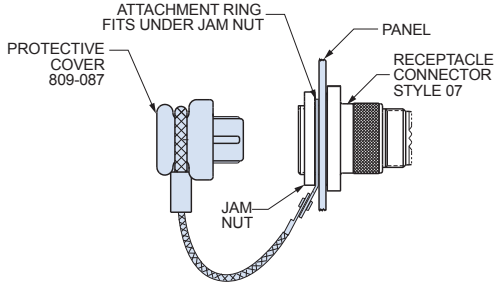
Dimensions in Inches (millimeters) are subject to change without notice.

Series 804 Push-Pull Mighty Mouse Rubber Covers

809-083 and 809-087 Dimensions



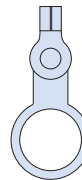
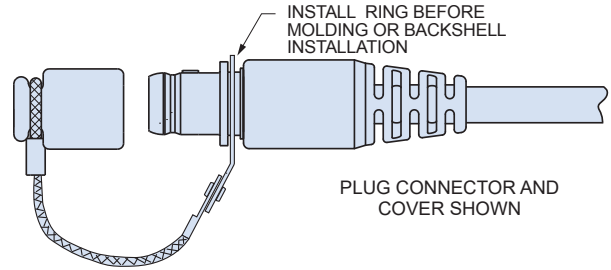
809-087 Cover Attachment to RPM Jam Nut Receptacle



Solid Ring

Attch. Code	Shell Size	Ring I.D.		Ring O.D.	
		in.	mm.	in.	mm.
		± .010	± .025	± .015	± 0.38
15	5	.445	11.30	.57	14.48
33	6	.510	12.95	.62	15.75
17	7,8	.635	16.13	.76	19.30
18	9	.695	17.65	.82	20.83
27	10	.766	19.46	.89	22.61
31	11	.820	20.83	.94	23.88
19	12	.885	22.48	1.01	25.65
28	14	1.015	25.78	1.20	30.48
20	15	1.070	27.18	1.20	30.48

809-083 & -087 Cover Attachment to Cable Assembly

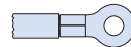
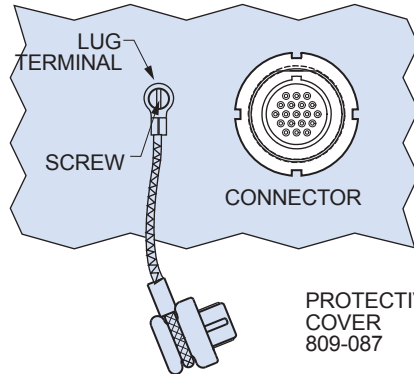


Solid Ring

Attch. Code	Shell Size	Ring I.D.		Ring O.D.	
		In.	mm.	In.	mm.
		±.010	±0.25	±.015	± 0.38
29	5	.315	8.00	.440	11.20
14	6	.385	9.80	.510	13.00
33	7	.510	13.00	.620	15.70
16	8,9	.570	14.48	.570	14.48
17	10	.635	16.13	.635	16.13
27	11,12	.766	19.50	.890	22.60
26	14,15	.950	24.13	.950	24.13



809-087 Cover Attachment to Panel



Lug Terminal for Attaching Receptacle Covers to a Panel with a Screw

Attch. Code	Shell Size	Ring I.D.		Ring O.D.	
		In.	mm.	In.	mm.
		±.005	±0.13	Max.	Max.
01	#4, M3	.126	3.20	.31	7.9
02	#6	.145	3.68	.31	7.9
05	#8, M4	.188	4.78	.31	7.9
06	#10	.197	5.00	.31	7.9

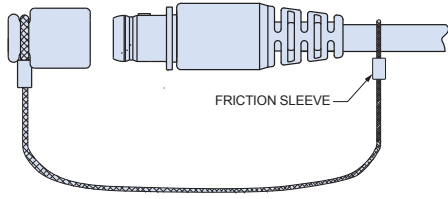
Dimensions in Inches (millimeters) are subject to change without notice.



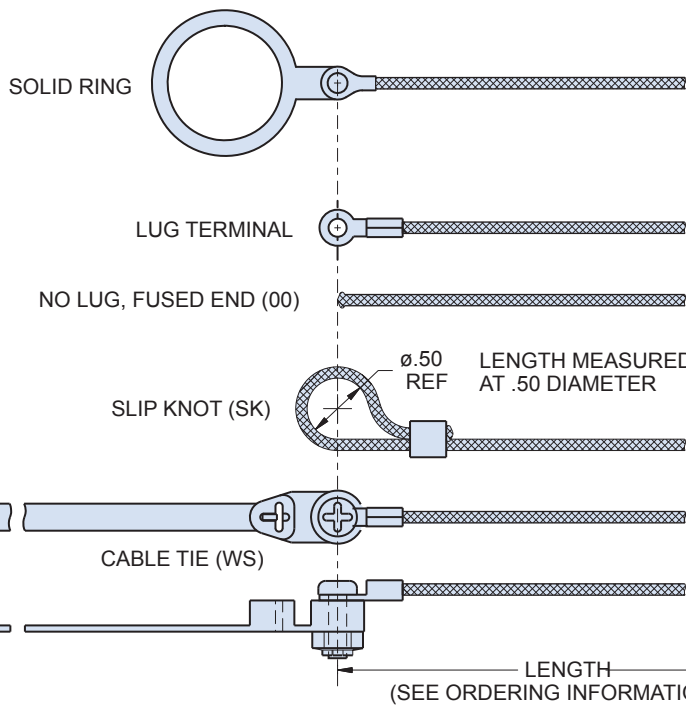
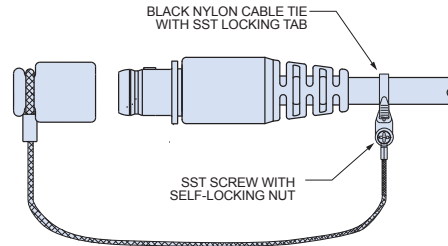
804 Push-Pull Mighty Mouse Rubber Covers

-083 and 809-087 Dimensions

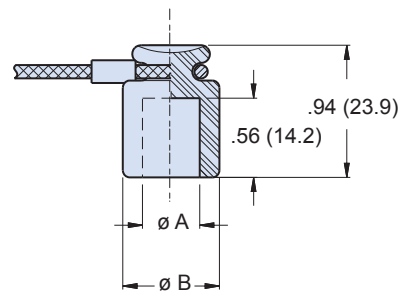
809-083 Cover Attachment to Cable with Slip Knot



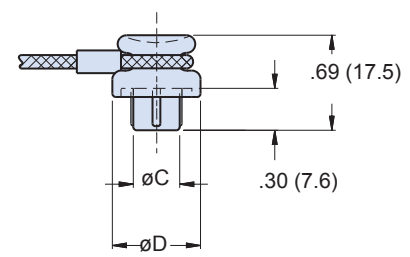
809-083 Cover Attachment to Cable with Type WS Cable Tie



809-083 PLUG COVER



809-087 RECEPTACLE COVER



Shell Size	Dimensions							
	Ø A		Ø B		Ø C		Ø D	
	In	mm	In	mm	In	mm	In	mm
5	.23	5.8	.56	14.2	.27	6.9	.59	15.0
6	.29	7.4	.56	14.2	.33	8.4	.65	16.5
7	.36	9.1	.56	14.2	.40	10.2	.78	19.8
8	.41	10.4	.68	17.3	.44	11.2	.78	19.8
9	.46	11.7	.68	17.3	.50	12.7	.84	21.3
10	.54	13.7	.79	20.1	.57	14.5	.90	22.9
11	.61	15.5	.94	23.9	.63	16.0	.96	24.4
12	.66	16.8	.94	23.9	.69	17.5	1.03	26.2
14	.78	19.8	1.11	28.2	.82	20.8	1.15	29.2
15	.84	21.3	1.11	28.2	.87	22.1	1.21	30.7

NOTES

Materials and Finishes

1. Cover: Neoprene rubber blend, black
2. Lanyard: .062" (1.57) diameter nylon cord, black
3. Cable Tie: 6/6 nylon, black, SST locking tab
4. Ring: Stainless steel, black zinc-cobalt finish

Dimensions in Inches (millimeters) are subject to change without notice.

Mouser Electronics

Authorized Distributor

Click to View Pricing, Inventory, Delivery & Lifecycle Information:

Glenair:

[809-087-09G3-18](#) [809-087-08G6-SK](#) [809-087-06G5-08](#) [809-087-07G3-15](#) [809-087-06G1-08](#) [809-087-06G2-16](#)
[809-087-07G6-SK](#) [809-087-10G3-10](#) [809-083-10G3-SK](#) [809-087-06G6-01](#) [809-087-07G6-01](#) [809-083-06G6-01](#) [809-](#)
[083-10G8-18](#) [809-083-05G6-01](#) [809-083-08G6-02](#) [809-083-10G6-SKC](#) [809-083-11G6-02](#) [809-083-14G6-SK](#) [809-](#)
[087-07G3-17](#) [809-087-08G4-02](#) [809-087-09G4-01](#) [809-087-09G4-02](#) [809-087-10G4-02](#) [809-083-10G6-SK](#) [809-087-](#)
[12G4-02](#) [809-087-14G4-02](#) [809-083-06G4-04](#) [809-083-12G5-02](#) [809-083-06G4-SK](#) [809-083-06G5-SK](#) [809-083-](#)
[08G3-SK](#) [809-083-08G6-SKC](#) [809-083-09G3-SK](#) [809-083-12G6-01](#) [809-083-12G6-05C](#) [809-087-06G1-33](#) [809-087-](#)
[06G6-SK](#) [809-087-08](#) [809-087-09](#) [809-087-09G1-18](#) [809-087-09G6-18](#) [809-087-10G3-27](#) [809-087-12G4-05](#) [809-](#)
[087-06G4-SK](#)