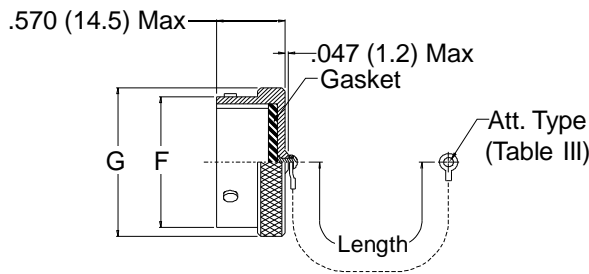
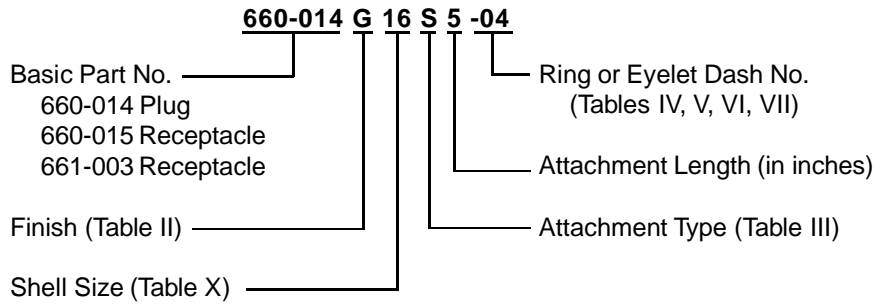
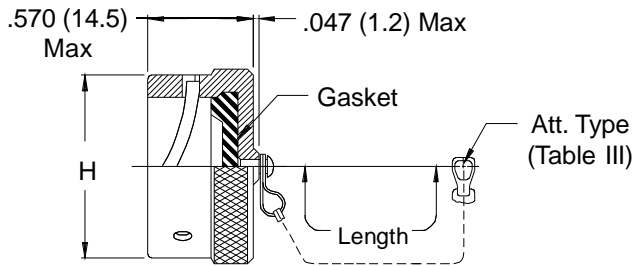


**660-014 (Plug) - 660-015 (Receptacle)
661-003 (EMI Receptacle)
Protective Covers
MIL-C-38999 Series II**

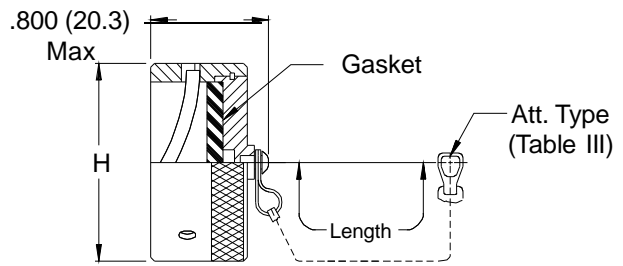
**MIL-C-38999
Series II**



660-014 Plug Cover



660-015 Receptacle Cover



661-003 EMI/RFI Receptacle Cover

TABLE X: SHELL SIZE DIMENSIONS

Shell Size	F Dia	G Dia Max	H Dia Max
08	.473 (12.0)	.720 (18.3)	.719 (18.3)
10	.590 (15.0)	.850 (21.6)	.812 (20.6)
12	.750 (19.1)	1.000 (25.4)	1.000 (25.4)
14	.875 (22.2)	1.130 (28.7)	1.125 (28.6)
16	1.000 (25.4)	1.250 (31.8)	1.250 (31.8)
18	1.125 (28.6)	1.380 (35.1)	1.375 (34.9)
20	1.250 (31.8)	1.500 (38.1)	1.500 (38.1)
22	1.375 (34.9)	1.630 (41.4)	1.625 (41.3)
24	1.500 (38.1)	1.750 (44.5)	1.750 (44.5)

See inside back cover fold-out or page 14 for Table II.

Metric dimensions (mm) are indicated in parentheses.

**660-014 (Plug) - 660-015 (Receptacle)
661-003 (EMI Receptacle)
Protective Covers
MIL-C-38999 Series II**

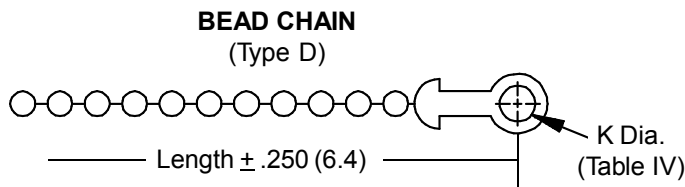
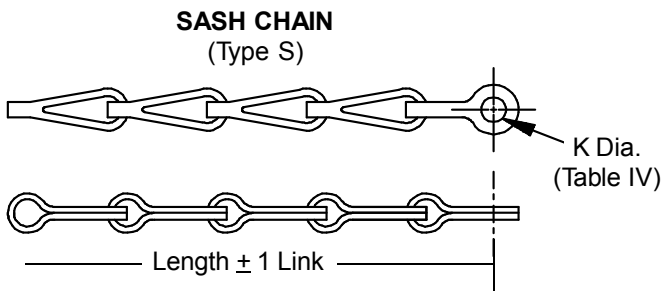
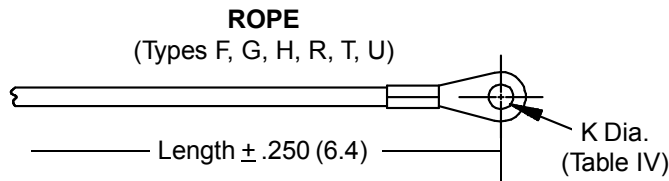


TABLE III: ATTACHMENT

Sym	Attachment Type
D	Bead Chain, Cres., Passivate
F	Wire Rope, Nylon Jacket
G	Nylon Rope
H	Wire Rope, Fluoropolymer Jacket
N	No Attachment
R	Wire Rope, PVC Jacket
S	#8 Sash Chain, Cres., Passivate
T	Wire Rope, No Jacket
U	Wire Rope, Polyurethane Jacket with Terminal

TABLE IV: EYELET

Dash No.	K DIA ±.010 (0.3)
01	.140 (3.6)
02	.182 (4.6)
03	.191 (4.9)
04	.197 (5.0)
05	.167 (4.2)
06	.125 (3.2)
07	.218 (5.5)
09	.156 (4.0)
00	No Eyelet

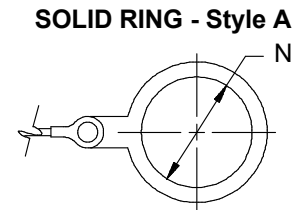
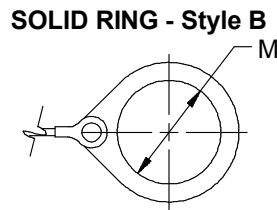
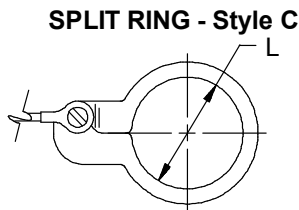


TABLE V: SPLIT RING STYLE C

Dash No.	L Dia. ±.015 (0.4)	Dash No.	L Dia. ±.015 (0.4)
50	.425 (10.8)	74	1.625 (41.3)
52	.485 (12.3)	76	1.750 (44.5)
54	.640 (16.3)	78	1.875 (47.6)
56	.750 (19.1)	80	1.980 (50.3)
58	.890 (22.6)	82	2.060 (52.3)
60	1.015 (25.8)	84	2.235 (56.8)
62	1.095 (27.8)	86	2.310 (58.7)
64	1.130 (28.7)	88	2.475 (62.9)
66	1.250 (31.8)	90	2.655 (67.4)
68	1.350 (34.3)	92	2.810 (71.4)
70	1.390 (35.3)	94	3.045 (77.3)
72	1.485 (37.7)		

TABLE VI: SOLID RING STYLE B

Dash No.	M Dia. ±.015 (0.4)	Dash No.	M Dia. ±.015 (0.4)
08	.468 (11.9)	24	1.484 (37.7)
10	.593 (15.1)	25	1.577 (40.1)
12	.718 (18.2)	27	1.640 (41.7)
13	.765 (19.4)	28	1.687 (42.8)
14	.844 (21.4)	29	1.765 (44.8)
15	.890 (22.6)	30	1.890 (48.0)
16	.968 (24.6)	31	1.953 (49.6)
17	1.015 (25.8)	32	1.968 (50.0)
18	1.093 (27.8)	33	2.077 (52.8)
19	1.140 (29.0)	35	2.140 (54.4)
20	1.203 (30.6)	36	2.187 (55.5)
21	1.265 (32.1)	40	2.406 (61.1)
22	1.343 (34.1)	44	2.656 (67.5)
23	1.453 (36.9)	48	3.031 (77.0)
		118	.310 (7.9)

TABLE VII: SOLID RING STYLE A

Dash No.	N Dia. ±.015 (0.4)	Dash No.	N Dia. ±.015 (0.4)
095	.312 (7.9)	109	1.266 (32.2)
100	.391 (9.9)	209	1.312 (33.3)
101	.516 (13.1)	110	1.391 (35.3)
102	.583 (14.8)	210	1.438 (36.5)
103	.641 (16.3)	111	1.521 (38.6)
104	.708 (18.0)	211	1.536 (39.0)
105	.766 (19.5)	112	1.641 (41.7)
205	.788 (20.0)	113	1.766 (44.9)
106	.896 (22.2)	213	1.812 (46.0)
206	.907 (23.0)	114	1.891 (48.0)
107	1.016 (25.8)	214	1.938 (49.2)
207	1.025 (26.0)	115	2.078 (52.8)
108	1.141 (29.0)	116	2.406 (61.1)
308	1.188 (30.2)	117	2.510 (63.8)
208	1.203 (30.6)		

Mouser Electronics

Authorized Distributor

Click to View Pricing, Inventory, Delivery & Lifecycle Information:

Glenair:

[660-015M14N](#) [660-014M16S5-05](#) [660-014M18S5-05](#) [660-014M22S5-05](#) [660-014NF12G6-01](#) [660-015M12H3-08](#)
[660-015NF12G5-05](#) [660-015NF14S4-03](#) [660-014A16S3.5-05](#) [660-014B10S3-01](#) [660-014B12R10-01](#) [660-014B12R6-](#)
[01](#) [660-014B14F6-215](#) [660-014B14F6-60](#) [660-014B14R10-02](#) [660-014C10F6-06-152-4](#) [660-014G10F5-04](#) [660-](#)
[014M14H5-106-136](#) [660-014M14N](#) [660-014M24S8-05](#) [660-014N10G6-07](#) [660-014N10N](#) [660-014N16G7-01](#) [660-](#)
[014NF10G4-106-152-8](#) [660-014NF10R6-06](#) [660-014NF10U6-09](#) [660-014NF12U6-09](#) [660-014NF14R6-06](#) [660-](#)
[014NF14U6-09](#) [660-014NF14U6-106](#) [660-014NF16R6-06](#) [660-014NF16U6-09](#) [660-014NF16U6-107](#) [660-](#)
[014NF18R6-06](#) [660-014NF18U6-09](#) [660-014NF20U6-09](#) [660-014NF22R6-06](#) [660-014NF22U6-09](#) [660-014NF22U6-](#)
[110](#) [660-014NF24R6-06](#) [660-015-08N-152-2](#) [660-015-12N-152-2](#) [660-015-14N-152-2](#) [660-015B08G3-01](#) [660-](#)
[015B10G3-01](#) [660-015B10G8-01](#) [660-015B10S4-06](#) [660-015B10S8-02](#) [660-015B12G2-01](#) [660-015B12S4-06](#) [660-](#)
[015B16S3.5-05](#) [660-015B18S4-06](#) [660-015GB10G2.75-104](#) [660-015M08H3-01](#) [660-015M08R3-01](#) [660-015M08T6-](#)
[07](#) [660-015M10D2-06](#) [660-015M12N](#) [660-015M14N-186](#) [660-015M14S3.5-06](#) [660-015M16N](#) [660-015M16S4-01](#)
[660-015M18S3.5-05](#) [660-015M20N](#) [660-015M24N](#) [660-015N10G3-06](#) [660-015N12G3-06](#) [660-015N16S4-01](#) [660-](#)
[015NF10G3.5-09](#) [660-015NF10N-35A](#) [660-015NF10S3-06](#) [660-015NF12R3.5-01](#) [660-015NF12S6-01](#) [660-](#)
[015NF12U4-208](#) [660-015NF14G3.5-09](#) [660-015NF14R3.5-01](#) [660-015NF14U4-209](#) [660-015NF16F4-01](#) [660-](#)
[015NF16R3.5-01](#) [660-015NF16R6-06](#) [660-015NF16U4-210](#) [660-015NF18R6-06](#) [660-015NF20U4-113](#) [660-](#)
[015NF22U4-213](#) [660-015NF24U4-214](#) [660-014B16F7-01](#) [660-014NF12H6-14](#) [660-014NF12R4-01](#) [660-015M10S6-](#)
[17](#) [660-014NF24U6-09](#) [660-014B10G3-105](#) [660-014M12H4-01](#) [660-014N12R6-01](#) [660-014N16N](#) [660-014NF10U6-](#)
[102](#) [660-015B12G4-01-216B](#) [660-015N08G3-06](#) [660-015N16G4-06](#) [660-015N16S3-01-92](#) [660-015NF14H3.5-05-81](#)