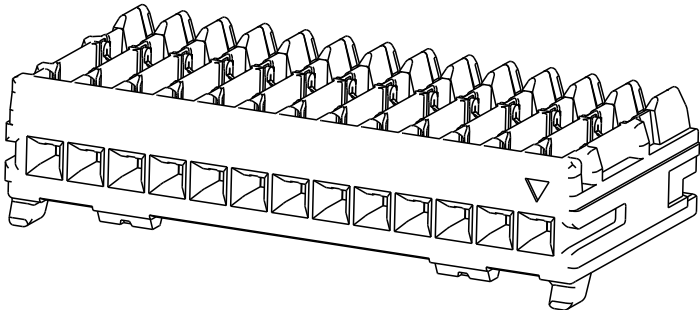


P	LTR	DESCRIPTION	DATE	DWN	APVD
	A	RELEASED	18MAR2021	T.Y	K.K
	B	REVISED	21SEP2021	T.Y	K.K
	C	REVISED	21JAN2022	T.Y	K.K
	D	REVISED	30SEP2022	T.Y	K.K



- NOTES;
1. APPLICABLE WIRE SIZE: AWG #26 & #28  
INSULATION DIA RANGE:  $\varnothing 0.88$ (AWG #26)  
 $\varnothing 0.9$  (AWG #28)
  - 2 MATERIAL:  
HOUSING: THERMOPLASTIC, UL94V-0, COLOR BLACK  
CONTACT: PRE-TIN, COPPER ALLOY
  - 3 HOUSING LOCK:  
2 TO 12 POSITIONS - SINGLE LOCK  
13 TO 25 POSITIONS - DOUBLE LOCK



NAME  
MT RECEPTACLE ASSY  
MICRO CT CONNECTOR, 1.2mm PITCH

SIZE	CAGE CODE	DRAWING NO	RESTRICTED TO
A3	00779	C-2355088	-

DWN	T.YASUI	18JUN2019
CHK	A.KUBO	18JUN2019
APVD	A.KUBO	18JUN2019
PRODUCT SPEC	108-140232	
APPLICATION SPEC	114-78056	
WEIGHT		
CUSTOMER DRAWING		

THIS DRAWING IS A CONTROLLED DOCUMENT.		
DIMENSIONS:	TOLERANCES UNLESS OTHERWISE SPECIFIED:	
mm	$\pm 0.3$	
	0-PLC $\pm$	
	1-PLC $\pm$	
	2-PLC $\pm$	
	3-PLC $\pm$	
	4-PLC $\pm$	
	ANGLES $\pm 3^\circ$	
MATERIAL	FINISH	
SEE NOTE 2	SEE NOTE 2	

1-2355088-3; AS SHOWN

4

3

2


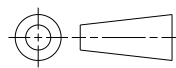
1

© 2019 TE Connectivity. All Rights Reserved.

REVISIONS

P	LTR	DESCRIPTION	DATE	DWN	APVD
		SEE SHEET 1			

31.2	30.9	28.8	25	2-2355088-5
30.0	29.7	27.6	24	2-2355088-4
28.8	28.5	26.4	23	2-2355088-3
27.6	27.3	25.2	22	2-2355088-2
26.4	26.1	24.0	21	2-2355088-1
25.2	24.9	22.8	20	2-2355088-0
24.0	23.7	21.6	19	1-2355088-9
22.8	22.5	20.4	18	1-2355088-8
21.6	21.3	19.2	17	1-2355088-7
20.4	20.1	18.0	16	1-2355088-6
19.2	18.9	16.8	15	1-2355088-5
18.0	17.7	15.6	14	1-2355088-4
16.8	16.5	14.4	13	1-2355088-3
15.6	15.3	13.2	12	1-2355088-2
14.4	14.1	12.0	11	1-2355088-1
13.2	12.9	10.8	10	1-2355088-0
12.0	11.7	9.6	9	2355088-9
10.8	10.5	8.4	8	2355088-8
9.6	9.3	7.2	7	2355088-7
8.4	8.1	6.0	6	2355088-6
7.2	6.9	4.8	5	2355088-5
6.0	5.7	3.6	4	2355088-4
4.8	4.5	2.4	3	2355088-3
3.6	3.3	1.2	2	2355088-2
C	B	A	POS.	PART NUMBER
DIMENSIONS				

THIS DRAWING IS A CONTROLLED DOCUMENT.		DWN	<div>TE Connectivity</div> <div>NAME MT RECEPTACLE ASSY MICRO CT CONNECTOR, 1.2mm PITCH</div>												
		CHK													
		APVD													
		PRODUCT SPEC													
		APPLICATION SPEC													
DIMENSIONS: mm		TOLERANCES UNLESS OTHERWISE SPECIFIED: ±0.3		SIZE			CAGE CODE	DRAWING NO	RESTRICTED TO						
		0-PLC ± 1-PLC ± 2-PLC ± 3-PLC ± 4-PLC ± ANGLES ± 3°		A3			00779	C-2355088	-						
MATERIAL		FINISH		WEIGHT		CUSTOMER DRAWING				SCALE	NTS	SHEET	2 OF 2	REV	D

# Mouser Electronics

Authorized Distributor

Click to View Pricing, Inventory, Delivery & Lifecycle Information:

## TE Connectivity:

[2355088-4](#) [1-2355088-9](#) [2355088-8](#) [2355088-3](#) [2-2355088-1](#) [2-2355088-4](#) [1-2355088-1](#) [2-2355088-3](#) [1-2355088-0](#) [2-2355088-0](#) [2355088-2](#) [2-2355088-2](#) [2355088-9](#) [1-2355088-8](#) [1-2355088-2](#) [2-2355088-5](#) [2355088-7](#) [1-2355088-4](#) [2355088-6](#) [1-2355088-3](#) [1-2355088-5](#) [1-2355088-7](#) [1-2355088-6](#) [2355088-5](#)