






# D-subminiature Metal Shell Solder Cup, Right-Angle, and Vertical PCB Series 1 - High Reliability

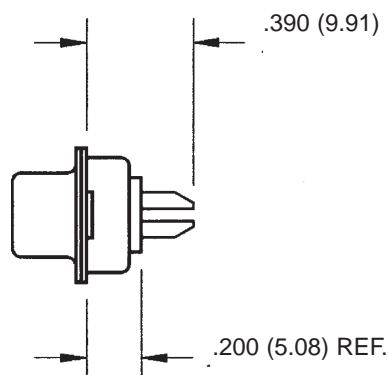


FEATURES	<ul style="list-style-type: none"> <li>■ Available in vertical and right-angle dip solder PCB connectors and solder cup version for wire termination.</li> <li>■ Commercial version of M24308 military connectors with tin-plated or zinc-plated shell and 30µin. gold plating.</li> <li>■ Monoblock green diallyl phthalate insulator for improved electrical performance.</li> <li>■ Machined contacts for precision performance.</li> <li>■ Offered in 9, 15, 25, 37, and 50 (except right-angle version) position plugs and sockets.</li> <li>■ Offered with .120 mounting holes, 4-40 clinch nuts (except right-angle version), or dual float bushings (except right-angle version).</li> <li>■ Approvals: <ul style="list-style-type: none"> <li>• UL Recognized - Files E170218 (UL1977) and E130965 (UL1863).</li> <li>• CSA Approved - File LR31996.</li> </ul> </li> <li>■ See pages 4-5 thru 4-10 for standard dimensions, contact arrangements, and panel mounting specifications.</li> </ul>	
MATERIALS	<p><b>Insulator Material:</b> Glass-filled diallyl phthalate (green) UL 94V-0 rated</p> <p><b>Connector Shell:</b> Steel with zinc plating and yellow chromate finish or tin plating (grounding indents on plug)</p> <p><b>Contact Material:</b> Plug - Brass (machined), Socket - Phosphor bronze (machined)</p> <p><b>Contact Plating:</b> 30µin. gold over nickel</p> <p><b>4-40 Clinch Nut:</b> Steel with cadmium plating and yellow chromate finish</p> <p><b>Dual Float Bushing:</b> Stainless steel, passivated</p>	    
ENVIRONMENTAL	<p><b>Operating Temperature:</b> -65°C to + 125°C</p> <p><b>Shock:</b> 50G peak per MIL-STD-202, Method 213, Condition G</p> <p><b>Vibration:</b> 12 cycles in three perpendicular directions @ 10-2000Hz, per MIL-STD-202, Method 204, Condition D</p> <p><b>Moisture Resistance:</b> 90-95% relative humidity @ 40°C for 96 hours per MIL-STD-202, Method 103</p>	
ELECTRICAL	<p><b>Withstanding Voltage:</b> Minimum 1250V RMS @ sea level</p> <p><b>Current Rating:</b> 5 Amps</p> <p><b>Contact Resistance:</b> 2.7 milliohms maximum</p> <p><b>Insulation Resistance:</b> 5000 megohms maximum (initial); 1000 megohms (minimum) after environmental testing</p>	
MECHANICAL	<p><b>Individual Contact Insertion and Separation Force (minimum/maximum):</b> 0.7 oz./12 oz.</p> <p><b>Durability:</b> 500 mating cycles</p>	

# D-subminiature Metal Shell Solder Cup Series 1 - High Reliability



- Will accommodate up to 20 AWG wire.



## Ordering Information

### Solder Cup Plugs

Zinc-Plated Shell with Yellow Chromate Finish				Tin-Plated Shell with Grounding Indents		
Positions	Mounting Hole	4-40 Clinch Nut	Dual Float Bushings	Mounting Hole	4-40 Clinch Nut	Dual Float Bushings
9	DEM-9P	DEME-9P	DEMY-9P	DEM-9PTI	DEME-9PTI	DEMY-9PTI
15	DAM-15P	DAME-15P	DAMY-15P	DAM-15PTI	DAME-15PTI	DAMY-15PTI
25	DBM-25P	DBME-25P	DBMY-25P	DBM-25PTI	DBME-25PTI	DBMY-25PTI
37	DCM-37P	DCME-37P	DCMY-37P	DCM-37PTI	DCME-37PTI	DCMY-37PTI
50	DDM-50P	DDME-50P	DDMY-50P	DDM-50PTI	DDME-50PTI	DDMY-50PTI



### Solder Cup Sockets

Zinc-Plated Shell with Yellow Chromate Finish				Tin-Plated Shell		
Positions	Mounting Hole	4-40 Clinch Nut	Dual Float Bushings	Mounting Hole	4-40 Clinch Nut	Dual Float Bushings
9	DEM-9S	DEME-9S	DEMY-9S	DEM-9ST	DEME-9ST	DEMY-9ST
15	DAM-15S	DAME-15S	DAMY-15S	DAM-15ST	DAME-15ST	DAMY-15ST
25	DBM-25S	DBME-25S	DBMY-25S	DBM-25ST	DBME-25ST	DBMY-25ST
37	DCM-37S	DCME-37S	DCMY-37S	DCM-37ST	DCME-37ST	DCMY-37ST
50	DDM-50S	DDME-50S	DDMY-50S	DDM-50ST	DDME-50ST	DDMY-50ST

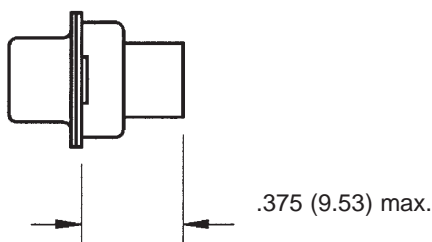
# D-subminiature Metal Shell Crimp and Poke Series 3 - High Reliability



FEATURES	<ul style="list-style-type: none"> <li>■ <i>High-reliability in a commercial grade connector.</i></li> <li>■ <i>Monoblock diallyl phthalate insulator for improved electrical performance.</i></li> <li>■ <i>Offered in 9, 15, 25, 37, and 50 position plugs and sockets.</i></li> <li>■ <i>Offered with .120 mounting holes, 4-40 clinch nuts, or dual float bushings.</i></li> <li>■ <i>Commercial version of M24308 Military connectors with tin-plated or zinc-plated shell and 30µin. gold contact plating.</i></li> <li>■ <i>Screw Machine Crimp and Poke contacts available as follows:</i> <ul style="list-style-type: none"> <li>• <i>Note that all contacts are packed loose.</i></li> <li>• <i>Plating options: 30µin. gold.</i></li> <li>• <i>Can be included with the connector or purchased separately (FO part numbers).</i></li> </ul> </li> <li>■ <i>See pages 4-5 thru 4-10 for standard dimensions, contact arrangements, and panel mounting specifications.</i></li> </ul>
MATERIALS	<p>Insulator Material: Glass fiber-filled diallyl phthalate (green), UL 94V-0</p> <p><b>Connector Shell:</b> Steel with zinc plating and yellow chromate finish</p> <p><b>Contact Material:</b> Plug - Brass (machined), Socket - Phosphor bronze (machined)</p> <p><b>Contact Plating:</b> 30µin. gold over nickel</p> <p><b>4-40 Clinch Nut:</b> Steel with cadmium plating and yellow chromate finish</p> <p><b>Dual Float Bushing:</b> Stainless steel, passivated</p>
ENVIRONMENTAL	<p><b>Operating Temperature:</b> -65°C to + 125°C</p> <p><b>Shock:</b> 50G peak per MIL-STD-202, Method 213, Condition G</p> <p><b>Vibration:</b> 12 cycles in three perpendicular directions @ 10-2000Hz, per MIL-STD-202, Method 204, Condition D</p> <p><b>Moisture Resistance:</b> 90-95% relative humidity @ 40°C for 96 hours per MIL-STD-202, Method 103</p>
ELECTRICAL	<p><b>Withstanding Voltage:</b> Minimum 1250V RMS @ sea level</p> <p><b>Current Rating:</b> 5 Amps</p> <p><b>Contact Resistance:</b> 2.7 milliohms maximum</p> <p><b>Insulation Resistance:</b> 5000 megohms maximum (initial); 1000 megohms (minimum) after environmental testing</p>
MECHANICAL	<p><b>Individual Contact Insertion and Separation Force (minimum/maximum):</b> 0.7 oz./12 oz.</p> <p><b>Durability:</b> 500 mating cycles</p>



# D-subminiature Metal Shell Crimp and Poke Series 3 - High Reliability



## Termination Tooling

- Contact Insertion/Extraction Tool: #CIET-20-HD (Military #M81969/39-01). See page 4-103.
- Crimp Contact Hand Tool: Military #M22520/2-01. See page 4-103. Contact Positioner (below) required.
- Positioner for machine contacts for Hand Tool #M22520/2-01 (locates contact in the correct position): #M22520/2-08. See page 4-103.

## Ordering Information

### Crimp and Poke - Plugs

#### Zinc-Plated Shell with Yellow Chromate Finish

Positions	Mounting Holes		4-40 Clinch Nuts		Dual Float Bushings	
	30pin. Gold Contacts	Without Contacts	30pin. Gold Contacts	Without Contacts	30pin. Gold Contacts	Without Contacts
9	DEMA-9P	DEMA-9P-FO	DEMAE-9P	DEMAE-9P-FO	DEMAY-9P	DEMAY-9P-FO
15	DAMA-15P	DAMA-15P-FO	DAMAE-15P	DAMAE-15P-FO	DAMAY-15P	DAMAY-15P-FO
25	DBMA-25P	DBMA-25P-FO	DBMAE-25P	DBMAE-25P-FO	DBMAY-25P	DBMAY-25P-FO
37	DCMA-37P	DCMA-37P-FO	DCMAE-37P	DCMAE-37P-FO	DCMAY-37P	DCMAY-37P-FO
50	DDMA-50P	DDMA-50P-FO	DDMAE-50P	DDMAE-50P-FO	DDMAY-50P	DDMAY-50P-FO

#### Tin-Plated Shells with Grounding Indents

Positions	Mounting Holes		4-40 Clinch Nuts		Dual Float Bushings	
	30pin. Gold Contacts	Without Contacts	30pin. Gold Contacts	Without Contacts	30pin. Gold Contacts	Without Contacts
9	DEMA-9PTI	DEMA-9PTI-FO	DEMAE-9PTI	DEMAE-9PTI-FO	DEMAY-9PTI	DEMAY-9PTI-FO
15	DAMA-15PTI	DAMA-15PTI-FO	DAMAE-15PTI	DAMAE-15PTI-FO	DAMAY-15PTI	DAMAY-15PTI-FO
25	DBMA-25PTI	DBMA-25PTI-FO	DBMAE-25PTI	DBMAE-25PTI-FO	DBMAY-25PTI	DBMAY-25PTI-FO
37	DCMA-37PTI	DCMA-37PTI-FO	DCMAE-37PTI	DCMAE-37PTI-FO	DCMAY-37PTI	DCMAY-37PTI-FO
50	DDMA-50PTI	DDMA-50PTI-FO	DDMAE-50PTI	DDMAE-50PTI-FO	DDMAY-50PTI	DDMAY-50PTI-FO

# D-subminiature Metal Shell Crimp and Poke Series 3 - High Reliability



## Ordering Information

### Crimp and Poke - Sockets

#### Zinc-Plated Shell with Yellow Chromate Finish

Positions	Mounting Holes		4-40 Clinch Nuts		Dual Float Bushings	
	30µin. Gold Contacts	Without Contacts	30µin. Gold Contacts	Without Contacts	30µin. Gold Contacts	Without Contacts
9	DEMA-9S	DEMA-9S-FO	DEMAE-9S	DEMAE-9S-FO	DEMAY-9S	DEMAY-9S-FO
15	DAMA-15S	DAMA-15S-FO	DAMAE-15S	DAMAE-15S-FO	DAMAY-15S	DAMAY-15S-FO
25	DBMA-25S	DBMA-25S-FO	DBMAE-25S	DBMAE-25S-FO	DBMAY-25S	DBMAY-25S-FO
37	DCMA-37S	DCMA-37S-FO	DCMAE-37S	DCMAE-37S-FO	DCMAY-37S	DCMAY-37S-FO
50	DDMA-50S	DDMA-50S-FO	DDMAE-50S	DDMAE-50S-FO	DDMAY-50S	DDMAY-50S-FO

#### Tin-Plated Shell

Positions	Mounting Holes		4-40 Clinch Nuts		Dual Float Bushings	
	30µin. Gold Contacts	Without Contacts	30µin. Gold Contacts	Without Contacts	30µin. Gold Contacts	Without Contacts
9	DEMA-9ST	DEMA-9ST-FO	DEMAE-9ST	DEMAE-9ST-FO	DEMAY-9ST	DEMAY-9ST-FO
15	DAMA-15ST	DAMA-15ST-FO	DAMAE-15ST	DAMAE-15ST-FO	DAMAY-15ST	DAMAY-15ST-FO
25	DBMA-25ST	DBMA-25ST-FO	DBMAE-25ST	DBMAE-25ST-FO	DBMAY-25ST	DBMAY-25ST-FO
37	DCMA-37ST	DCMA-37ST-FO	DCMAE-37ST	DCMAE-37ST-FO	DCMAY-37ST	DCMAY-37ST-FO
50	DDMA-50ST	DDMA-50ST-FO	DDMAE-50ST	DDMAE-50ST-FO	DDMAY-50ST	DDMAY-50ST-FO

4

### Crimp and Poke Machined Contacts

- Will accommodate 20, 22, and 24 AWG wire.



## Ordering Information

### Contacts

#### Description

Pin	M39029/64-369
Socket	M39029/63-368

# Mouser Electronics

Authorized Distributor

Click to View Pricing, Inventory, Delivery & Lifecycle Information:

[Cinch Connectivity Solutions:](#)

[DAM15P](#) [DAM15S](#) [DCMA37S](#) [DBMA25P](#) [DAMA15P](#) [DAMA15S](#) [DEMA9S](#) [DDMA50S](#) [DDMA50P](#) [DCMA37P](#)  
[DEMA9P](#) [DBMAM25S](#) [DDMM50P](#) [DEMM9S](#) [DEMAM9P](#) [DEMA9STFO](#) [DBM25PTI](#) [DAM15ST](#) [DCMA37PFO](#)  
[DAMAM15P](#) [DCMAM37P](#) [DDM50P](#) [DBMF25P](#) [DBMA25PTI](#) [DCMA37PTI](#) [DBMAM25P](#) [DCMAM37S](#) [DBMA25S](#)  
[DBME25PTI](#) [DBMA25ST](#) [DAMAM15S](#) [DEMA9PTI](#) [DAMM15P](#) [DEM9SA156](#) [DEMM9P](#) [DAMA15SFO](#) [DEMAM9S](#)  
[DDMAM50P](#) [DBMA25PFO](#)