

# Series 804 Push-Pull Mighty Mouse Protective Plug Cover 809-198 Ordering Information



Accessories



**Protect Connectors From Damage**  
Machined aluminum covers prevent ingress of contamination and water.

**Stainless Steel Fittings and Rings**  
Choose small diameter eye fittings for panel attachment. Larger rings fit under the jam nut or over cable jackets. Split rings can be installed on fully assembled cables.

**Polyurethane-Coated SST Wire Rope** offers high strength, excellent abrasion resistance and good flexibility. Or, choose Teflon® jacket for high temperature exposure.

**Braided Nylon Rope** provides excellent flexibility and good abrasion resistance, and can be ordered with slip knot fittings for easy installation on any size cable.

How To Order							
Sample Part Number	809-198	M	9	H	6	-14	A
Series (See Table I)	809-198 = Plug Cover						
Shell Material / Finish	<b>C</b> = Aluminum / Black Anodize (Non-Conductive) RoHS Compliant <b>M</b> = Aluminum / Electroless Nickel RoHS Compliant <b>NF</b> = Aluminum / Cadmium with Olive Drab Chromate <b>ZN</b> = Aluminum / Zinc-Nickel with Olive Drab Chromate <b>ZNU</b> = Aluminum / Zinc-Nickel with Black Chromate <b>MT</b> = Aluminum / Nickel-PTFE RoHS Compliant <b>Z1</b> = Stainless Steel / Passivated RoHS Compliant						
Shell Size	5, 6, 7, 8, 9, 10, 11, 12, 14, 15						
Attachment Type	<b>D</b> = Bead Chain, CRES, Passivate <b>F</b> = Wire Rope, Nylon Jacket <b>G</b> = Nylon Rope <b>H</b> = SST Wire Rope, Fluoropolymer Jacket <b>N</b> = No Attachment <b>R</b> = Wire Rope, PVC Jacket <b>S</b> = SST Sash Chain <b>SK</b> = Nylon Rope With Slip Knot <b>T</b> = SST Wire Rope, No Jacket <b>U</b> = SST Wire Rope, Polyurethane Jacket  "SST" = Stainless Steel						
Attachment Length (inches)	Omit for attachment Type N (No Attachment) Example: "-6" equals six inch length						
Attachment Code (See Table II)	Small Ring = <b>01</b> thru <b>06</b> Large Ring = <b>14</b> thru <b>33</b> Split Ring = <b>50</b> thru <b>68</b>						
Alternate Key Position	Omit for master keyway only, for all other positions indicate <b>A</b> , <b>B</b> , <b>C</b> , <b>D</b> , <b>E</b> , or <b>F</b>						

Table I: Cover Style



809-198  
Push-Pull Plug Cover

X

Table II: Attachment Code

Omit for attachment Type **N** (No Attachment) and **SK** (Slip Knot)



Small Ring

**-01** - .126 (3.20) I.D.  
**-02** - .145 (3.68) I.D.  
**-04** - .188 (4.78) I.D.  
**-06** - .197 (5.00) I.D.



Solid Ring

**-32** - .265 (6.73)  
**-29** - .315 (8.00)  
**-14** - .385 (9.78)  
**-33** - .510 (12.95)  
**-15** - .445 (11.30)  
**-16** - .570 (14.48)  
**-17** - .635 (16.13)  
**-18** - .695 (17.65)  
**-27** - .766 (19.46)  
**-26** - .950 (24.13)  
**-31** - .820 (20.83)  
**-28** - 1.015 (25.78)  
**-20** - 1.070 (27.18)  
**-21** - 1.135 (28.83)



Split Ring

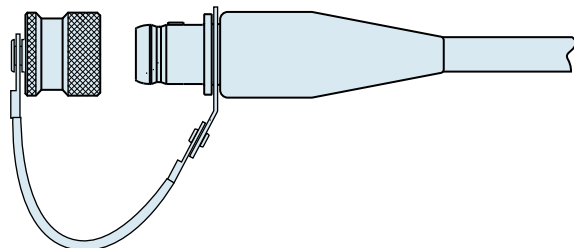
**-50** - .420 (10.67) I.D.  
**-52** - .480 (12.19) I.D.  
**-54** - .635 (16.13) I.D.  
**-56** - .745 (18.92) I.D.  
**-58** - .885 (22.48) I.D.  
**-60** - 1.010 (25.65) I.D.  
**-64** - 1.125 (28.58) I.D.  
**-68** - 1.345 (34.16) I.D.

Dimensions in Inches (millimeters) are subject to change without notice.

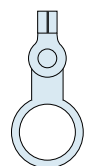
# Series 804 Push-Pull Mighty Mouse Protective Plug Cover 809-198 Dimensions

## 809-198 Cover Attachment to Cable Assembly

Install cover onto the back of the connector before overmolding or backshell installation.



Plug cover shown

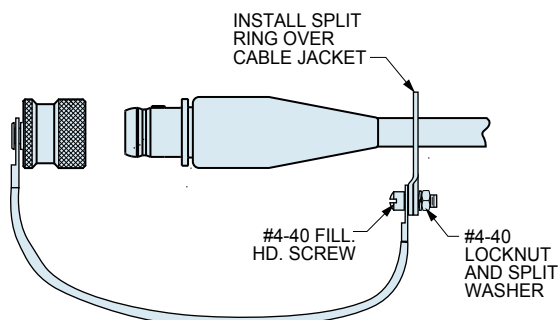


Solid Ring

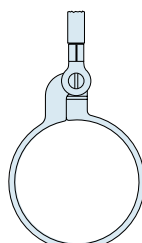
Dia. Code	Shell Size	Ring I.D.		Ring O.D.	
		In.	mm.	In.	mm.
		± .010	±0.25	± .015	± 0.38
29	5	.315	8.00	.44	11.18
14	6	.385	9.80	.51	13.00
33	7	.510	13.00	.62	15.70
16	9	.570	14.48	.69	17.53
17	10	.635	16.13	.76	19.30
27	11, 12	.766	19.50	.89	22.60
26	14, 15	.950	24.13	1.14	28.96

## 809-198 Cover Attachment to Cable

Split rings can be installed onto finished cables.

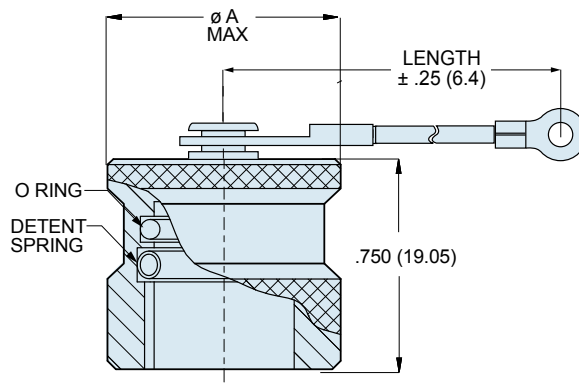


Plug cover shown



Large Split Ring for  
Attaching Covers to  
Cables

Dia. Code	Max. Cable Dia. (in.)	Ring Diameter			
		Min. ID		Max. OD	
		In.	mm.	In.	mm.
50	.410	.420	10.67	.580	14.73
52	.470	.480	12.19	.640	16.26
54	.625	.635	16.13	.796	20.22
56	.735	.745	18.92	.905	22.99
58	.875	.885	22.48	1.046	26.57
60	1.000	1.010	25.65	1.171	29.74
64	1.115	1.125	28.58	1.285	32.64
68	1.335	1.345	34.16	1.505	38.23



Dimensions					
Shell Size	Ø A Max.		Shell Size	Ø A Max.	
	In	mm		In	mm
5	.496	12.60	10	.790	20.07
6	.540	13.72	11	.835	21.21
7	.645	16.38	12	.915	23.24
8	.665	16.89	14	1.040	26.42
9	.720	18.29	15	1.100	27.94

Dimensions in Inches (millimeters) are subject to change without notice.

# Mouser Electronics

Authorized Distributor

Click to View Pricing, Inventory, Delivery & Lifecycle Information:

Glenair:

[809-198Z110U5-18C](#) [809-198Z110U5-18A](#) [809-198M8H3-01](#) [809-198ZNU9H1-14](#) [809-198NF14SK8A](#)