

# Common Mode Filters(SMD) For High-speed Differential Signal Line

Conformity to RoHS Directive

## TCM Series TCM1608 Type

### FEATURES

- TCM1608(L1.6×W0.8×T0.4mm) type is a thin common mode filter array of minimum size in the industry which is modularized two circuits.
- By providing wide bandwidth (cutoff frequency: 3GHz) for differential mode, this product has almost no effect for high-speed differential signals and can suppress the radiated emission.
- This product contains no lead and supports lead-free soldering.

### APPLICATIONS

- High speed interface(LVDS, IEEE1394 and USB2.0) in electronics devices.
- PDP/LCD/DLP/PJ TV, DVD player, notebook PCs, DVC, DSC, amusement machines, portable audio, digital cellular phones, etc.

### PRODUCT IDENTIFICATION

TCM	1608	-	900	-	4P	-	T
(1)	(2)		(3)		(4)		(5)

- (1) Series name  
 (2) Dimensions L×W  
 (3) Impedance[at 100MHz]  
 900: 90Ω  
 (4) Number of line  
 4P: 4-line  
 (5) Packaging style  
 T: ø180mm reel taping

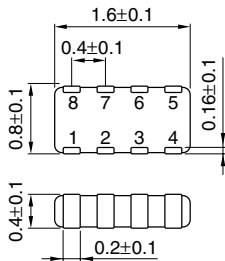
### TEMPERATURE RANGE

Operating	-25 to +85°C
-----------	--------------

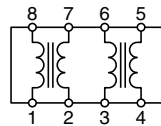
### PACKAGING STYLE AND QUANTITIES

Packaging style	Quantity
Taping	4000 pieces/reel

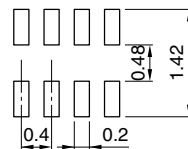
### SHAPES AND DIMENSIONS/CIRCUIT DIAGRAMS/RECOMMENDED PC BOARD PATTERNS



Weight: 3mg  
 Dimensions in mm



• No polarity



Dimensions in mm



### ELECTRICAL CHARACTERISTICS

Part No.	Common mode impedance (Ω) [100MHz]	DC resistance (Ω)[1 line]	Rated current Idc(A)max.	Rated voltage Edc(V)max.	Insulation resistance (MΩ)min.
TCM1608-350-4P	35±30%	0.85±30%	0.1	5	10
TCM1608-650-4P	65±20%	1.3±30%	0.1	5	10
TCM1608-900-4P	90±20%	1.5±30%	0.1	5	10
TCM1608-201-4P	200±20%	3±30%	0.05	5	10

• Conformity to RoHS Directive: This means that, in conformity with EU Directive 2002/95/EC, lead, cadmium, mercury, hexavalent chromium, and specific bromine-based flame retardants, PBB and PBDE, have not been used, except for exempted applications.

• All specifications are subject to change without notice.

**TYPICAL ELECTRICAL CHARACTERISTICS****IMPEDANCE vs. FREQUENCY CHARACTERISTICS**