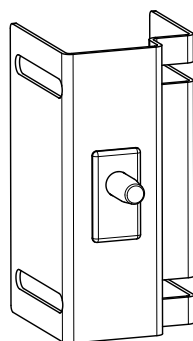


LMBEDS Enclosure Door Switch



Datasheets

Door switch for light operation in electrical enclosures



To view or download the latest technical information about this product, including specifications, dimensions, accessories, and wiring, see <http://www.bannerengineering.com>.

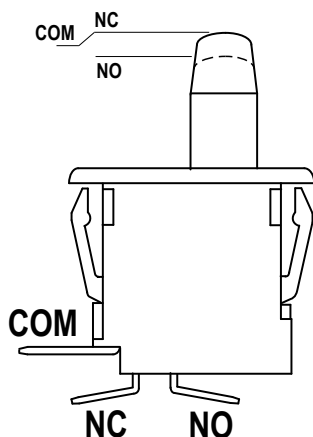
Model	Description	Construction
LMBEDS	Bracket with plunger switch to power lights when the enclosure is opened	Steel bracket, thermoplastic switch



WARNING: Not to be Used for Personnel Protection

Never use this device as a door interlock for personnel protection. Doing so could lead to serious injury or death. This device does not include the self-checking redundant circuitry necessary to allow its use in personnel safety applications. A sensor failure or malfunction can cause either an energized or de-energized sensor output condition.

Installation and Wiring



1. Attach the bracket to the enclosure. (Mounting hardware is not included.)
2. Wire the hot wire from the power supply to the COM position on the switch.
3. Wire the hot wire from the light to the NC position of the switch to operate the light when the door is open.
4. Adjust the bracket position until the switch actuates when the door is opened and closed.

Specifications

Supply Voltage and Current

30 V dc; 4 A maximum
250 V ac; 50/60 Hz; 4 A maximum

Operating Conditions

-40 °C to +70 °C (-40 °F to +158 °F)

Environmental Rating

IEC IP10

Construction

Zinc coated steel bracket
Thermoplastic switch

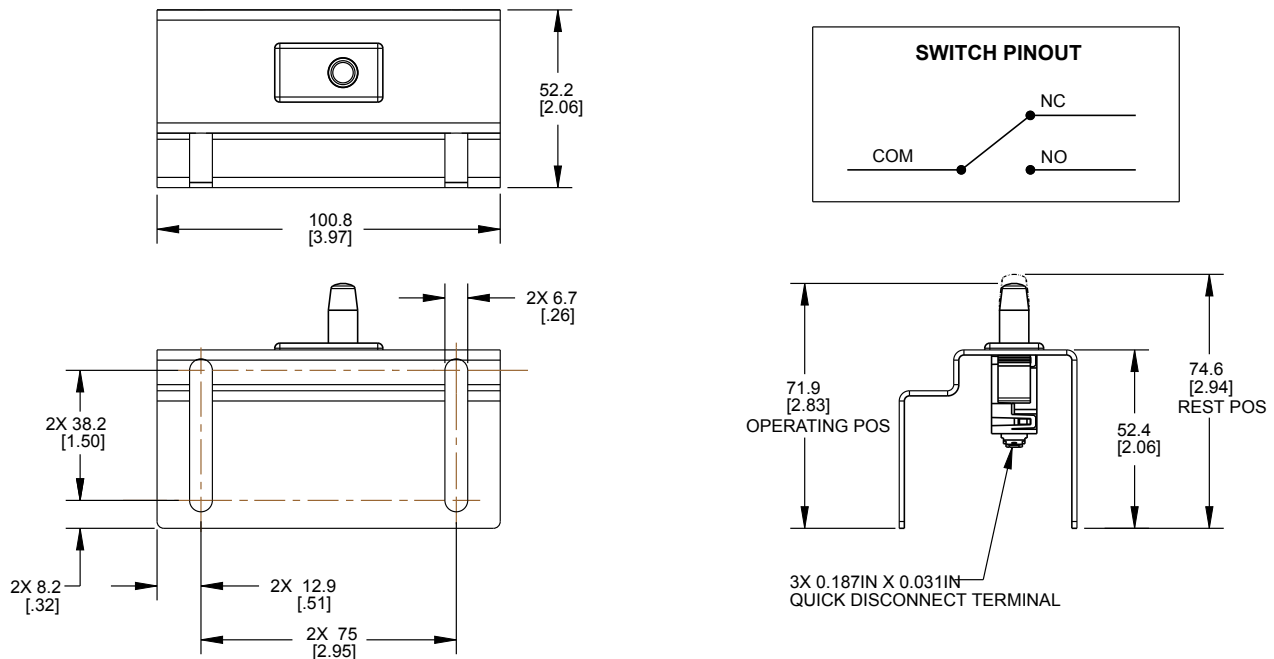
Connections

4.8 × 0.8 mm (0.187 × 0.031 inch) quick terminals

Certifications



Dimensions



All measurements are listed in millimeters [inches], unless noted otherwise.

Banner Engineering Corp. Limited Warranty

Banner Engineering Corp. warrants its products to be free from defects in material and workmanship for one year following the date of shipment. Banner Engineering Corp. will repair or replace, free of charge, any product of its manufacture which, at the time it is returned to the factory, is found to have been defective during the warranty period. This warranty does not cover damage or liability for misuse, abuse, or the improper application or installation of the Banner product.

THIS LIMITED WARRANTY IS EXCLUSIVE AND IN LIEU OF ALL OTHER WARRANTIES WHETHER EXPRESS OR IMPLIED (INCLUDING, WITHOUT LIMITATION, ANY WARRANTY OF MERCHANTABILITY OR FITNESS FOR A PARTICULAR PURPOSE), AND WHETHER ARISING UNDER COURSE OF PERFORMANCE, COURSE OF DEALING OR TRADE USAGE.

This Warranty is exclusive and limited to repair or, at the discretion of Banner Engineering Corp., replacement. IN NO EVENT SHALL BANNER ENGINEERING CORP. BE LIABLE TO BUYER OR ANY OTHER PERSON OR ENTITY FOR ANY EXTRA COSTS, EXPENSES, LOSSES, LOSS OF PROFITS, OR ANY INCIDENTAL, CONSEQUENTIAL OR SPECIAL DAMAGES RESULTING FROM ANY PRODUCT DEFECT OR FROM THE USE OR INABILITY TO USE THE PRODUCT, WHETHER ARISING IN CONTRACT OR WARRANTY, STATUTE, TORT, STRICT LIABILITY, NEGLIGENCE, OR OTHERWISE.

Banner Engineering Corp. reserves the right to change, modify or improve the design of the product without assuming any obligations or liabilities relating to any product previously manufactured by Banner Engineering Corp.