


SHROUDED .025" SQ POST IDC HEADERS

(2.54 mm) .100" PITCH • TST/HTST/ZST SERIES



TST/HTST/ZST

Mates:
IDSD, HCSD

SPECIFICATIONS

Insulator Material:

TST, ZST=Black Glass Filled Polyester
HTST=Natural LCP

Insulation Resistance:

5000 MΩ min

Terminal Material:

Phosphor Bronze

Plating:

Au or Sn over
50 μ" (1.27 μm) Ni

Operating Temp Range:

-55 °C to +125 °C with Gold

-55 °C to +105 °C with Tin

Voltage Rating:

425 VAC/600 VDC

PROCESSING

Lead-Free Solderable:

HTST=Yes

TST, ZST= No, Lead Wave only

SMT Lead Coplanarity:

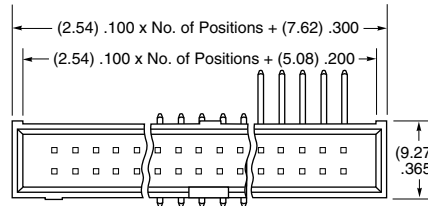
(0.10 mm) .004" max (05-15)

(0.15 mm) .006" max (17-36)*

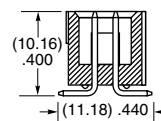
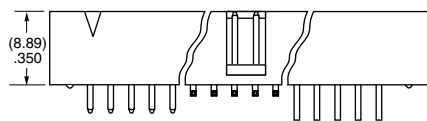
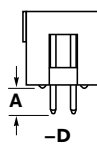
*(.004" stencil solution may be available; contact ipg@samtec.com)

SERIES	1	NO. PINS PER ROW	05, 07, 08, 10, 12, 13, 15, 17, 20, 25, 32, 36 (Standard sizes)	LEAD STYLE	Specify LEAD STYLE from chart	PLATING OPTION	-F = Gold flash on post, Matte Tin on tail (Not available on -DV) -L = 10 μ" (0.25 μm) Gold on post, Matte Tin on tail -T = Matte Tin	ROW OPTION	-D = Double Row Through-hole (lead style -01, -02 & -03 only) -DV = Double Row Surface Mount (lead style -01 only) (HTST only) -D-RA = Double Row Right-angle (lead style -04 & -05 only)	OTHER OPTION	Surface Mount (lead style -01 only) (HTST only) -P = Pick & Place Pad -TR = Tape & Reel -FR = Full Reel Tape & Reel (must order max. quantity per reel; contact Samtec for quantity breaks)
--------	---	------------------	-----------------------------------------------------------------	------------	-------------------------------	----------------	---------------------------------------------------------------------------------------------------------------------------------------------	------------	-------------------------------------------------------------------------------------------------------------------------------------------------------------------------------------------------	--------------	------------------------------------------------------------------------------------------------------------------------------------------------------------------------------------------------------

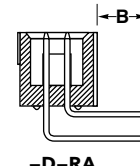
LEAD STYLE	THROUGH-HOLE (A)
-01	(2.92) .115
-02	(4.19) .165
-03	(14.35) .565



-D -DV -D-RA



-DV (HTST ONLY)



LEAD STYLE	RIGHT-ANGLE (B)
-04	(3.30) .130
-05	(5.84) .230

ALSO AVAILABLE

MOQ Required

Other platings & sizes

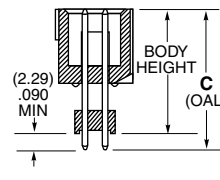
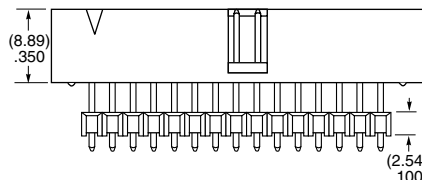
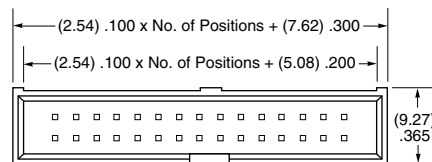
Alignment Pins

Single Row

Locking Leads

Polarized

ZST	1	NO. PINS PER ROW	05, 07, 08, 10, 12, 13, 15, 17, 20, 25, 32, 36 (Standard sizes)	LEAD STYLE	Specify LEAD STYLE from chart	PLATING OPTION	-F = Gold flash on post, Matte Tin on tail -L = 10 μ" (0.25 μm) Gold on post, Matte Tin on tail -T = Matte Tin	D	-"XXXX"	BODY HEIGHT	= Body Height
-----	---	------------------	-----------------------------------------------------------------	------------	-------------------------------	----------------	----------------------------------------------------------------------------------------------------------------------	---	---------	-------------	---------------



LEAD STYLE	C (OAL)	MAX BODY HEIGHT
-01	(16.00) .630	(13.72) .540
-02	(18.54) .730	(16.26) .640
-03	(21.08) .830	(18.80) .740
-04	(23.62) .930	(21.34) .840
-05	(26.16) 1.030	(23.88) .940
-06	(28.70) 1.130	(26.42) 1.040
-07	(31.24) 1.230	(28.96) 1.140
-08	(33.78) 1.330	(31.50) 1.240
-09	(36.32) 1.430	34.04) 1.340

Note:

For added mechanical stability, Samtec recommends mechanical board spacers be used in applications with gold or selective gold plated connectors. Contact ipg@samtec.com for more information.

Note:
Some lengths, styles and options are non-standard, non-returnable. ZST is non-standard, non-returnable.

Mouser Electronics

Authorized Distributor

Click to View Pricing, Inventory, Delivery & Lifecycle Information:

[Samtec:](#)

[HTST-110-01-T-DV](#) [HTST-105-01-T-DV-P-TR](#) [HTST-113-01-L-DV-P-TR](#) [ZST-110-06-G-D-1040](#) [HTST-110-01-S-DV](#)
[HTST-105-01-S-D](#) [HTST-107-01-S-DV](#) [HTST-107-01-L-DV-P](#) [HTST-113-04-L-D-RA](#) [HTST-105-01-S-DV](#) [HTST-](#)
[107-01-L-DV](#) [ZST-105-03-G-D-740](#) [ZST-110-09-G-D-1290](#) [ZST-113-01-G-D-515](#) [ZST-108-01-L-D-540](#) [ZST-110-02-L-](#)
[D-640](#) [ZST-108-05-L-D-940-LL](#) [ZST-120-01-L-D-450](#) [ZST-108-01-G-D-515](#) [TST-113-04-T-D-RA](#) [TST-117-02-T-D](#)
[TST-107-01-G-D-13](#) [TST-113-04-S-D-LA](#) [HTST-108-04-L-D-RA](#) [HTST-113-01-SM-DV](#) [HTST-108-01-L-DV](#) [HTST-](#)
[110-01-L-DV-A](#) [HTST-105-02-T-D](#) [HTST-115-01-S-DV-P](#) [HTST-120-01-L-DV](#) [HTST-107-01-L-D](#) [HTST-117-01-S-D](#)
[HTST-105-02-G-D](#) [HTST-120-01-T-DV](#) [HTST-110-01-T-DV-P](#) [ZST-110-01-L-D-450](#) [ZST-106-04-L-D-750](#) [TST-110-](#)
[04-T-D-RA](#) [TST-108-02-G-D-14](#) [TST-107-01-T-D-LL](#) [TST-117-04-G-D-RA](#) [HTST-105-01-L-DV-P-TR](#) [HTST-117-02-L-](#)
[D](#) [HTST-108-01-L-D](#) [HTST-108-01-T-DV-P-TR](#) [HTST-107-01-S-D](#) [HTST-132-01-L-DV](#) [ZST-107-02-G-D-640](#) [ZST-](#)
[105-06-S-D-770](#) [ZST-107-04-L-D-840](#) [TST-107-04-S-D-RA-06](#) [HTST-108-01-L-DV-P-TR](#) [HTST-113-01-S-DV-P](#)
[HTST-113-01-F-D-LL](#) [HTST-113-01-L-DV-P](#) [HTST-107-02-S-D](#) [ZST-117-02-G-D-640](#) [ZST-110-03-L-D-740](#) [ZST-108-](#)
[03-F-D-740](#) [ZST-113-06-G-D-1000](#) [TST-120-03-L-D](#) [TST-113-03-S-D](#) [TST-107-01-S-D-03](#) [ZST-107-04-L-D-785](#)
[ZST-132-01-F-D-500](#) [TST-105-01-T-D-09](#) [TST-105-01-T-D-LL](#) [TST-107-01-L-D-LL](#) [TST-136-04-L-D-RA](#) [HTST-110-](#)
[01-L-DV-P-TR](#) [HTST-105-01-S-DV-P-TR](#) [HTST-105-04-L-D-RA](#) [HTST-112-01-T-DV](#) [HTST-105-01-L-D](#) [HTST-108-](#)
[01-G-D](#) [HTST-105-01-S-DV-P](#) [HTST-117-01-L-D](#) [HTST-110-01-TM-DV](#) [HTST-120-01-G-D](#) [HTST-117-01-S-DV](#)
[HTST-105-01-T-DV](#) [HTST-107-01-F-DV-P-TR](#) [HTST-113-01-S-D](#) [TST-105-02-F-D](#) [ZST-110-04-L-D-790](#) [TST-107-01-](#)
[S-D-LL](#) [TST-113-01-T-D-LL](#) [HTST-112-01-L-DV](#) [HTST-117-01-L-DV](#) [HTST-110-01-LM-DV](#) [HTST-115-01-L-DV](#)
[HTST-110-01-F-D](#) [HTST-110-01-L-DV-A-P-TR](#) [HTST-117-01-G-D](#) [HTST-107-01-L-DV-P-TR](#) [HTST-110-01-S-DV-P](#)
[HTST-113-03-G-D](#) [HTST-108-01-S-DV](#) [TST-112-02-T-D](#) [ZST-120-01-F-D-515](#)