

Switch guards

For switch series 3500 - 600H - 6000 - 13000



DISTINCTIVE FEATURES

Prevent accidental lever operation

Holes for wiring a seal

Many options available

Models for 2 or 3 positions switches



ENVIRONMENTAL SPECIFICATIONS

- Salt spray test : 96 hours (IEC 68-2-11)
- Operating temperature : -40 °C to +85 °C (-40 °F to +185 °F)



MATERIALS

- Support plate : stainless steel
- Guard : stainless steel

APEM products may be recycled at end-of-life for the re-claiming of valuable metal components.




Switch guards

For switch series 3500 - 600H - 6000 - 13000



BUILD YOUR PART NUMBER



SERIES

BUSHING SHAPES

SWITCH GUARD SHAPES

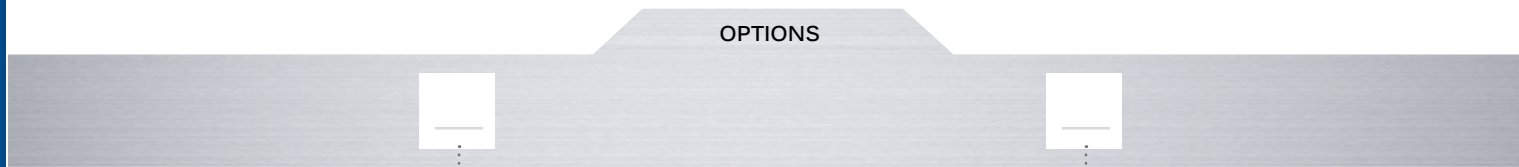
For standard products

A	Flatted, left side
B	Flatted, right side
C	Keyway, left
D	Keyway, right

For other products

E	Flatted, up
F	Flatted, down
G	Keyway, up
H	Keyway, down

1	Locks in center position
2	Prevents down position
3	Prevents up position
4	Locks in down position
5	Locks in up position



OPTIONS

SWITCH GUARDS COLORS

1	Blue
2	Black
3	Green
4	Grey
5	Yellow
6	Red
7/1	White
9	Orange
0	Striped (see right)

COLOR OF STRIPES

A	Red/ Black
B	Yellow/ Black
C	Red/ White
D	White/ Black

See next pages for drawing.



ABOUT THIS SERIES

On the following pages, you will find successively basic part numbers and options in the same order as in above chart.



Notice : please note that not all combinations of above numbers are available. Refer to the following pages for further information.

Switch guards

For switch series 3500 - 600H - 6000 - 13000

SERIES 90 - WITH STANDARD OR FLATTED BUSHING

Lever locked in center position

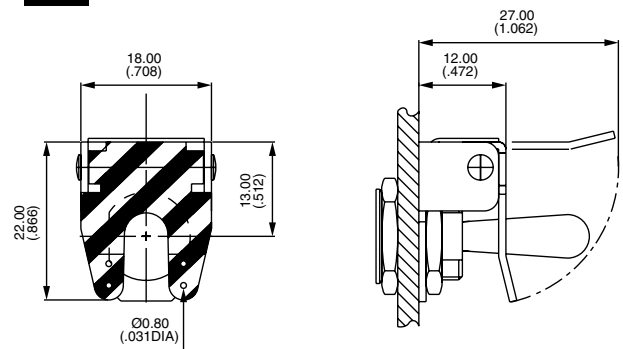
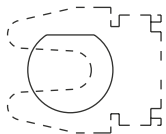


Plate features holes for wiring a seal.

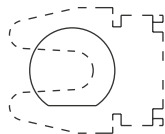
BUSHING SHAPES



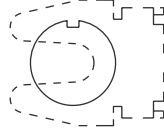
FOR STANDARD PRODUCTS



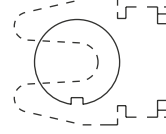
A



B

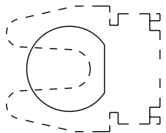


C

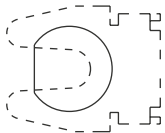


D

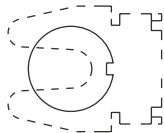
FOR OTHER PRODUCTS



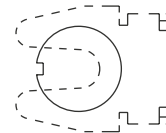
E



F



G

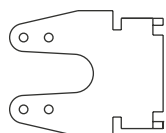


H

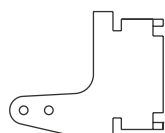
SWITCH GUARD SHAPES



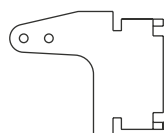
- 1 Locks in center position
- 2 Prevents down position
- 3 Prevents up position
- 4 Locks in down position
- 5 Locks in up position



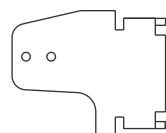
1



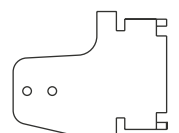
2



3



4



5

Switch guards

For switch series 3500 - 600H - 6000 - 13000

SWITCH GUARD COLORS



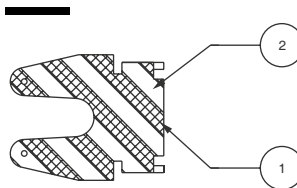
- | | |
|-----|---------------------|
| 1 | Blue |
| 2 | Black |
| 3 | Green |
| 4 | Grey |
| 5 | Yellow |
| 6 | Red |
| 7/1 | White |
| 9 | Orange |
| 0 | Striped (see below) |

COLORS OF STRIPES



① Stripes / ② Stripes

- | | |
|---|----------------|
| A | Red / Black |
| B | Yellow / Black |
| C | Red / White |
| D | White / Black |



SERIES 90AX2328 FOR PUSHBUTTON SERIES 13000 WITH Ø 11.9 (15/32) BUSHING

- Spring-loaded cover returning automatically in lower position. The user has to keep the cover raised while actuating the switch.

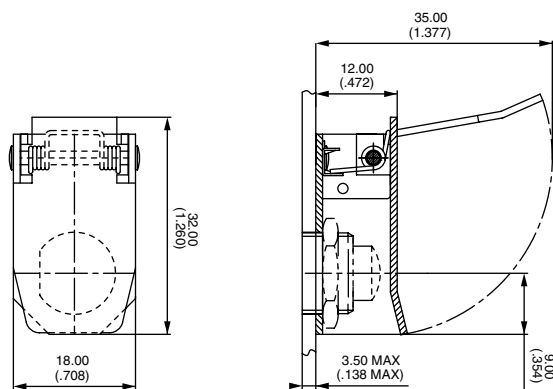


Black with white stripe

90AX2328-27

Red with white stripe

90AX2328-67



Mouser Electronics

Authorized Distributor

Click to View Pricing, Inventory, Delivery & Lifecycle Information:

[Apem:](#)

[90A14](#) [90A56](#) [90C20B](#) [90C40B](#) [90A10A](#) [90D36](#) [90D16](#) [90D46](#) [90A36](#) [90B46](#) [90D12](#) [90H14](#) [90C16](#) [90C56](#)
[90C12](#) [90C16B](#) [90C46](#) [90D16B](#) [90G12](#) [90G16](#) [90H16A](#) [90H40A](#) [90D10B](#) [90D44](#) [90C10B](#)