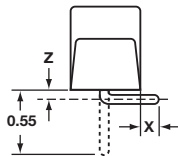


**Series A3000 & LP3000**Single Row Terminal Blocks *Continued***Mounting Options**

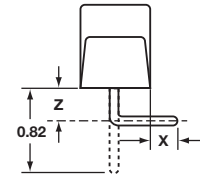
Inches (Millimeters)

**Right Angle Bends (A3, LP3 only)**

Right angle terminals are offered on the A3000 & LP3000 Series. Configurations are defined in these dimensions: X = pin extension beyond the block base; Z = length from block base to centerline of the terminal tip. Standard bends consist of the X and Z dimensions shown in the chart. Specify by adding the selected Bend Option Code to the terminal part number.

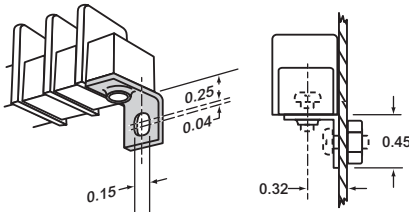
**04 Terminal Bend Configurations**

| Bend Option Code | X (minimum) | Z    | Available w/insulator base |
|------------------|-------------|------|----------------------------|
| R30              | 0.04        | 0.28 | No                         |
| R35              | 0.01        | 0.23 | No                         |
| R36              | 0.02        | 0.22 | No                         |
| R39              | 0.05        | 0.19 | No                         |
| R42              | 0.08        | 0.16 | No                         |
| R46              | 0.12        | 0.12 | No                         |
| R48              | 0.14        | 0.10 | No                         |
| R50              | 0.16        | 0.08 | No                         |

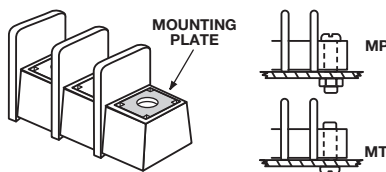
**07 Terminal Bend Configurations**

| Bend Option Code | X (minimum) | Z    | Available w/insulator base |
|------------------|-------------|------|----------------------------|
| R30              | 0.04        | 0.55 | Yes                        |
| R35              | 0.01        | 0.50 | Yes                        |
| R36              | 0.02        | 0.49 | Yes                        |
| R50              | 0.16        | 0.35 | No                         |
| R53              | 0.19        | 0.32 | No                         |
| R66              | 0.32        | 0.19 | No                         |
| R69              | 0.35        | 0.16 | No                         |
| R75              | 0.41        | 0.10 | No                         |
| R77              | 0.43        | 0.08 | No                         |


Dimensions in inches. To convert to millimeters, multiply by 25.4.

**Angle Brackets (A3 only)****Option AB**

Angle brackets enable block to be fastened at right angles to normal mount position. Bulk part number **2AB-J**.

**Mounting Plates****Options MP & MT**

**MP** Metal inserts with 0.150" dia. hole accept #6 screw. **MT** Metal inserts with tapped hole accept #6-32 screw. Bulk part numbers: **2MP-J**, **2MT-J**

**Retaining Clip****Option RC**

Use on standoff tubes. Fit panels up to 0.125" thick. Two clips for every five positions. Supplied unassembled. Bulk part number **H541-J**.