

NOTES:
1. PLACE (1) ONE OF EACH KIT, IN A BAG WITH INSTRUCTION SHEET AND SEAL.
2. LABEL WITH CONXALL, PART NUMBER, DATE CODE, AND PART NUMBER BARCODE IS PLACED ON BAG.

SF3282-2PG-5XX
FACE VIEW
2 POSITION
POS 1, 2, 3, 5, 6, 7, 8,
10, 11 & 12 MOLDED
HALF CLOSED

SF3282-3PG-5XX
FACE VIEW
3 POSITION
POS 2, 4, 5, 6, 7, 8,
9, 10 & 11 MOLDED
HALF CLOSED

SF3282-4PG-5XX
FACE VIEW
4 POSITION
POS 2, 4, 6, 7, 9,
10, 11 & 12 MOLDED
HALF CLOSED

SF3282-5PG-5XX
FACE VIEW
5 POSITION
POS 1, 3, 5, 8, 10,
11 & 12 MOLDED
HALF CLOSED

SF3282-6PG-5XX
FACE VIEW
6 POSITION
POS 3, 6, 9, 10,
11 & 12 MOLDED
HALF CLOSED

SF3282-7PG-5XX
FACE VIEW
7 POSITION
POS 5, 8,10,
11 & 12 MOLDED
HALF CLOSED

SF3282-8PG-5XX
FACE VIEW
8 POSITION
POS 2,10, 11 & 12
MOLDED HALF CLOSED

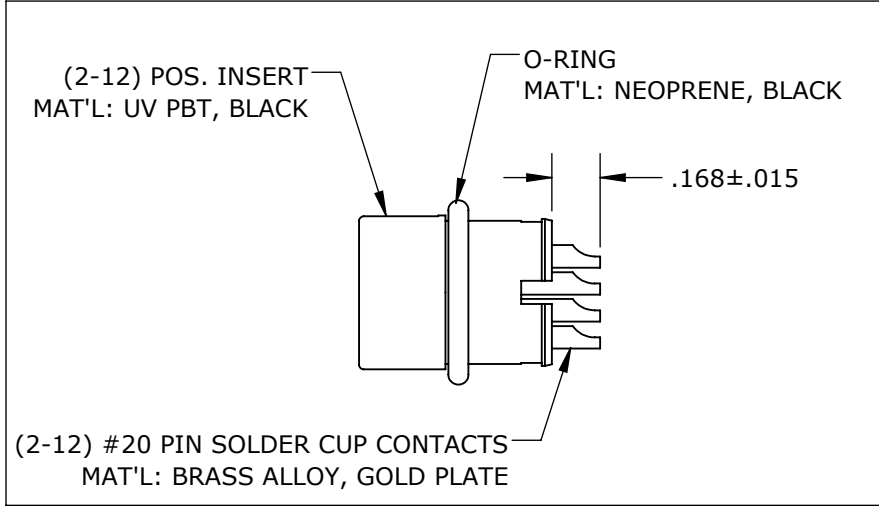
SF3282-9PG-5XX
FACE VIEW
9 POSITION
POS 10, 11 & 12
MOLDED HALF CLOSED

SF3282-10PG-5XX
FACE VIEW
10 POSITION
POS 11 & 12 MOLDED
HALF CLOSED

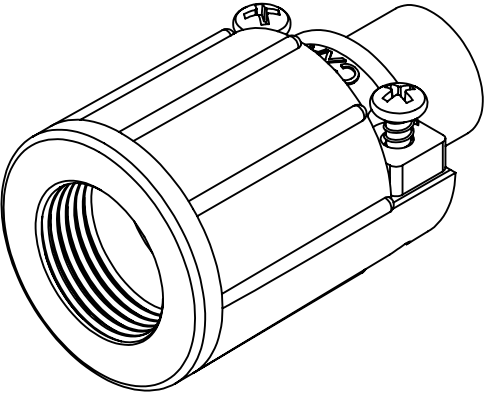
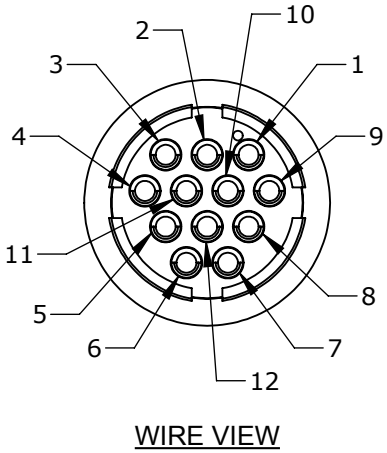
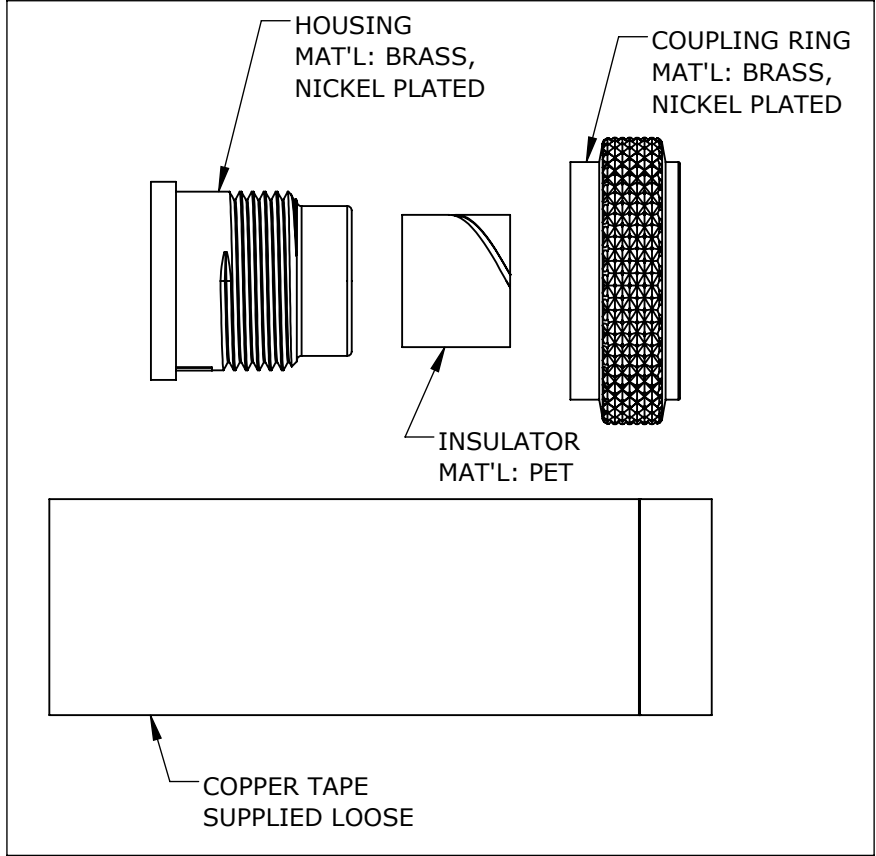
SF3282-11PG-5XX
FACE VIEW
11 POSITION
POS 12 MOLDED
HALF CLOSED

SF3282-12PG-5XX
FACE VIEW
12 POSITION

2-12 POSITION INSERT KIT



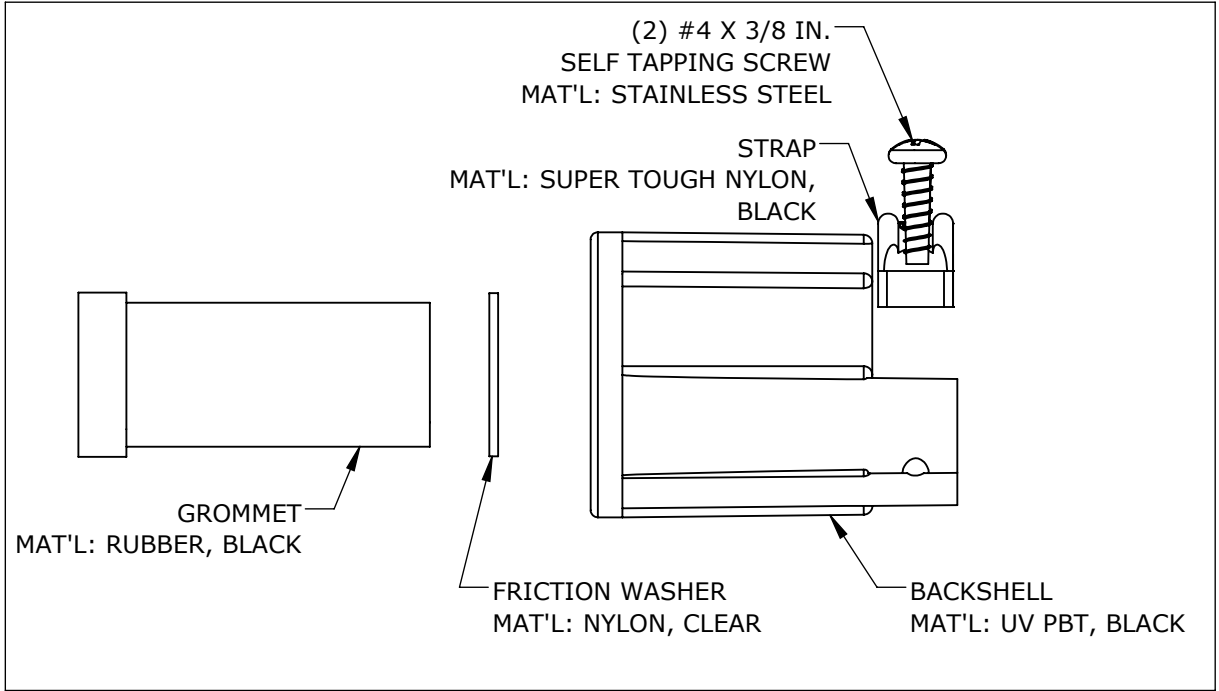
HOUSING KIT



ASS'Y P/N	I.D. FOR CABLE
SF3282-XPG-520	Ø 0.200
SF3282-XPG-530	Ø 0.300
SF3282-XPG-540	Ø 0.400

NO. OF CONTACTS: 2 to 12

BACKSHELL KIT



CUSTOMER APPROVAL

THIS DOCUMENT CONTAINS CONFIDENTIAL INFORMATION PROPRIETARY TO CONXALL CORPORATION. ANY REPRODUCTION, DISCLOSURE, OR USE OF THIS DOCUMENT /INFORMATION IS EXPRESSLY PROHIBITED UNLESS AUTHORIZED IN WRITING BY CONXALL CORPORATION.

APPROVED BY: _____
DATE: _____

RoHS COMPLIANT

0A	JGK	03/31/20	CREATED FOR PDR#15019.					
REV.	INIT.	DATE	DESCRIPTION					
<div>ALL INFORMATION ILLUSTRATED IS THE PROPERTY OF "CONXALL CORPORATION." UNAUTHORIZED DUPLICATION OR DISTRIBUTION OF THIS DOCUMENT IS PROHIBITED.</div>			ORIG. DRAWN BY: JGK		DATE: 03/31/20		<div>CONXall</div> <div>601 E. WILDWOOD VILLA PARK, IL 60181</div>	
			CHECKED BY:					
<div>ALL UNITS ARE IN FEET, INCHES, FRACTION OF INCHES AND DECIMALS.</div> <div>UNLESS OTHERWISE SPECIFIED TOLERANCES: 3 PLACE DECIMALS ±.005 ANGLES ±1° FRACTIONS ±1/16</div> <div>▶ - CRITICAL CHARACTERISTIC FLAG PER SPEC. XXXX</div>			APPROVED BY:		TITLE: CONNECTOR ASSEMBLY KIT (2-12) #20 PIN CONTACTS SHIELDED MULTI-CON-X STANDARD PRODUCT			
			SCALE NTS	SIZE B	SHEET 1 OF 1		CUSTOMER:	
			FILE: SF3282-XPG-5XX_CD		DIRECTORY: SLW		PART NUMBER: SF3282-XPG-5XX_CD	
								REV 0A

Mouser Electronics

Authorized Distributor

Click to View Pricing, Inventory, Delivery & Lifecycle Information:

Switchcraft:

[SF3282-10PG-520](#) [SF3282-10PG-540](#) [SF3282-11PG-520](#) [SF3282-11PG-540](#) [SF3282-12PG-520](#) [SF3282-12PG-540](#) [SF3282-8PG-520](#) [SF3282-8PG-540](#) [SF3282-9PG-520](#) [SF3282-9PG-540](#) [SF3282-5PG-520](#) [SF3282-5PG-540](#) [SF3282-6PG-520](#) [SF3282-6PG-540](#) [SF3282-7PG-520](#) [SF3282-7PG-540](#) [SF3282-2PG-520](#) [SF3282-2PG-540](#) [SF3282-3PG-520](#) [SF3282-3PG-540](#) [SF3282-4PG-520](#) [SF3282-4PG-540](#)