

DO NOT SCALE FROM THIS PRINT

- NOTES:
- ⊕ REPRESENTS A CRITICAL DIMENSION
 - MINIMUM PUSH OUT FORCE: .5 LB.
 - MAXIMUM BURR ALLOWED: .002[.05].
 - MAXIMUM CUT FLASH:
 - NO CUT FLASH ALLOWED ON THE BOTTOM
 - MATING SURFACE CUT FLASH ALLOWED .010[0.25], THE REST NON-CRITICAL AREA ALLOWED .015[0.38].
 - LOOSE CUT FLASH MUST BE REMOVED.
 - MAXIMUM HEIGHT VARIATION .005[.13] BETWEEN ROWS.
 - APPLIES TO FIRST AND LAST PIN.
 - ORDERS WILL BE PACKAGED ACCORDING TO THE SAMTEC PACKAGING EFFICIENCY STANDARDS (SPES) FOUND ON WWW.SAMTEC.COM.
 - ATTACH LABEL -4X2 TO EACH REEL.

PATENT NUMBERS
5713755 / 5961339

FTSH-1XX-XX-XXX-DH-X-X-XX

No OF POSITIONS
-02 THRU -50
(PER ROW)

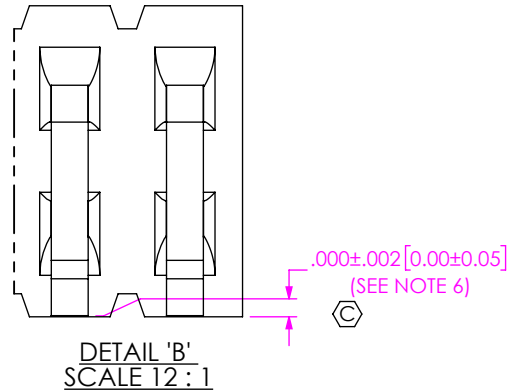
LEAD STYLE
-01: .120 [3.05]
-02: .075 [1.91]
-04: .150 [3.81]

PACKAGING
BLANK: TUBES
(SEE PACKAGING VIEW, SHT 3)
-TR: TAPE & REEL (SEE NOTES 7 & 8)
-FR: FULL REEL QTY TAPE & REEL
(SEE NOTES 7 & 8)

PICK AND PLACE OPTION
-C: POLYIMIDE FILM
(USE K-DOT-197-.344-.005)
(SEE FIG 4, SHEET 3)

OPTIONS
-A: ALIGNMENT PIN
(SEE FIG 2, SHEET 2 & FIG 3, SHEET 3)
(MOLDED TO POSITION OR STAKED)
(SAMTEC DISCRETION WHICH -A PIN IS USED)
(STAKED 6 POSITION MIN. SEE FIG 3, SHEET 3, USE FTSH-50-DH)
(MOLDED 5 POSITION MIN. SEE FIG 2, SHEET 2, USE FTSH-50-DH-AXX)

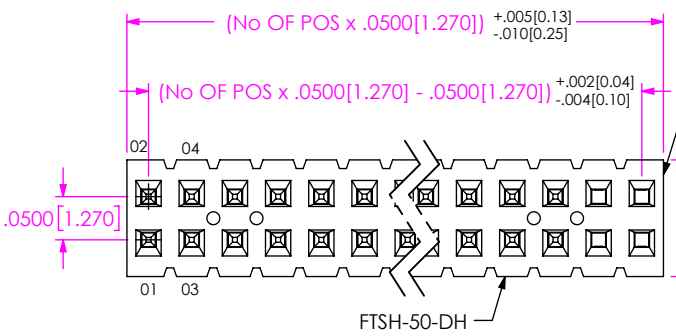
TAIL OPTION
-DH: DOUBLE HORIZONTAL



- PLATING SPECIFICATION
- L: 10μ" SELECTIVE GOLD IN CONTACT AREA, MATTE TIN ON TAIL
 - F: 3μ" SELECTIVE GOLD IN CONTACT AREA, MATTE TIN ON TAIL
 - S: 30μ" SELECTIVE GOLD IN CONTACT AREA, MATTE TIN ON TAIL
 - H: 30μ" GOLD IN CONTACT AREA, 3μ" GOLD ON TAIL
 - LM: 10μ" SELECTIVE GOLD IN CONTACT AREA, MATTE TIN ON TAIL
 - FM: 3μ" SELECTIVE GOLD IN CONTACT AREA, MATTE TIN ON TAIL
 - SM: 30μ" SELECTIVE GOLD IN CONTACT AREA, MATTE TIN ON TAIL
 - LTL: 10μ" SELECTIVE GOLD IN CONTACT AREA, TIN/LEAD (90/10+/-5%) TAIL
 - G: 10μ" GOLD IN CONTACT AREA, 3μ" GOLD ON TAIL
 - STL: 30μ" SELECTIVE GOLD IN CONTACT AREA, TIN/LEAD (90/10 +/-5%) ON TAIL

TABLE 3

No OF POS PER FINISHED ASSM	No OF FINISHED ASSEMBLIES PER FULL STRIP
4 - 5	10
6 - 10	5
11 - 16	3
17 - 25	2
26 - 50	1



NON-CRITICAL AREA (SEE NOTE 4)

2° MAX SWAY (EITHER DIRECTION)

.070 [1.78] REF (CONTACT AREA)

NON-CRITICAL AREA (SEE NOTE 4)

.099 [2.51] REF

T-1S15-17-XXX (SEE NOTE 3)

.006 [0.15]

.032 [0.82] REF

.21 [5.3]

CRITICAL AREA (SEE NOTE 4)

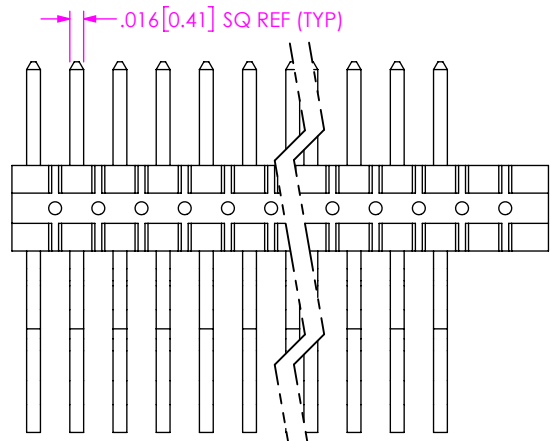
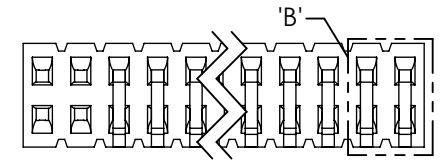


TABLE 1

LEAD STYLE	"A"
-01	.120 [3.05]
-02	.075 [1.91]
-04	.150 [3.81]

UNLESS OTHERWISE SPECIFIED, DIMENSIONS ARE IN INCHES. TOLERANCES ARE:
DECIMALS ANGLES
.XX: ±.01 [.3] 2°
.XXX: ±.005 [.13]
.XXXX: ±.0020 [.051]

PROPRIETARY NOTE
THIS DOCUMENT CONTAINS CONFIDENTIAL AND PROPRIETARY INFORMATION AND ALL DESIGN, MANUFACTURING, REPRODUCTION, USE, PATENT RIGHTS AND SALES RIGHTS ARE EXPRESSLY RESERVED BY SAMTEC, INC. THIS DOCUMENT SHALL NOT BE DISCLOSED, IN WHOLE OR PART, TO ANY UNAUTHORIZED PERSON OR ENTITY NOR REPRODUCED, TRANSFERRED OR INCORPORATED IN ANY OTHER PROJECT IN ANY MANNER WITHOUT THE EXPRESS WRITTEN CONSENT OF SAMTEC, INC.

MATERIAL: DO NOT SCALE DRAWING SHEET SCALE: 4.5:1
INSULATOR: LCP, UL 94-V0 COLOR: BLACK
TERMINAL: PHOSPHOR BRONZE, ALLOY No. 510, GRADE A, FED. SPEC. QQ-B-750, SPRING TEMPER

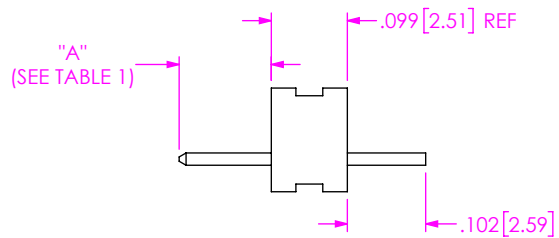


520 PARK EAST BLVD, NEW ALBANY, IN 47150
PHONE: 812-944-6733 FAX: 812-948-5047
e-Mail info@SAMTEC.com code 53322

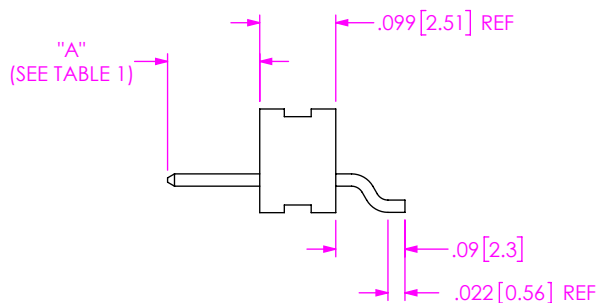
DESCRIPTION:
.050 x .050 C.L. DOUBLE HORIZONTAL TERMINAL STRIP

DWG. NO.
FTSH-1XX-XX-XXX-DH-X-X-XX

BY: BRATCHER 01/04/1995 SHEET 1 OF 3



IN-PROCESS 1



IN-PROCESS 2

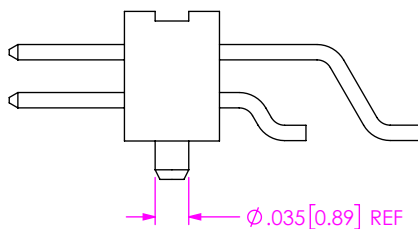
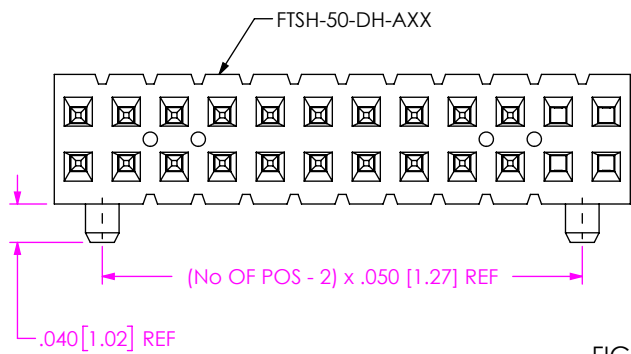
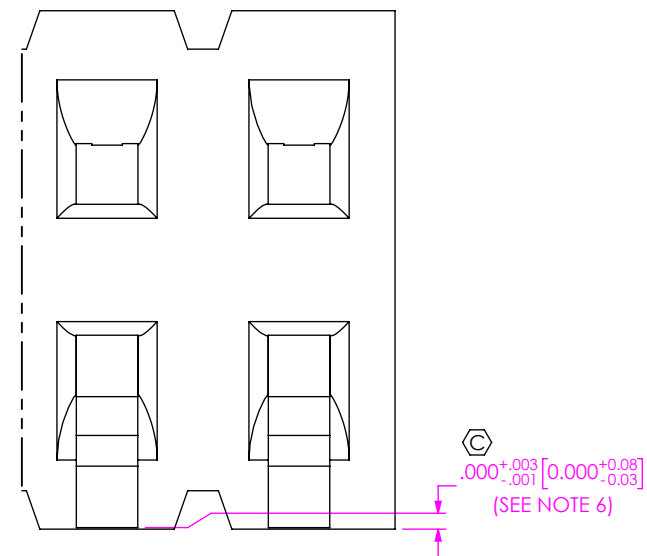

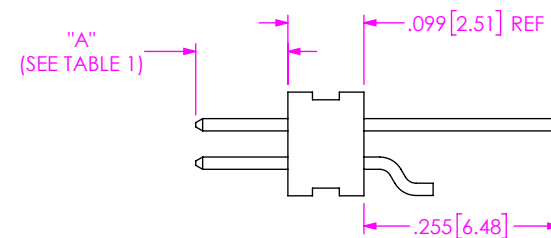


FIG 2
-A: ALIGNMENT PIN (MOLDED) OPTION
DIFFERENT AS SHOWN, OTHERWISE
SAME AS FIG 1



IN-PROCESS 3

PROPRIETARY NOTE
THIS DOCUMENT CONTAINS CONFIDENTIAL AND PROPRIETARY INFORMATION AND ALL DESIGN, MANUFACTURING, REPRODUCTION, USE, PATENT RIGHTS AND SALES RIGHTS ARE EXPRESSLY RESERVED BY SAMTEC, INC. THIS DOCUMENT SHALL NOT BE DISCLOSED, IN WHOLE OR PART, TO ANY UNAUTHORIZED PERSON OR ENTITY NOR REPRODUCED, TRANSFERRED OR INCORPORATED IN ANY OTHER PROJECT IN ANY MANNER WITHOUT THE EXPRESS WRITTEN CONSENT OF SAMTEC, INC.

DO NOT SCALE DRAWING

SHEET SCALE: 2:1



520 PARK EAST BLVD, NEW ALBANY, IN 47150
PHONE: 812-944-6733 FAX: 812-948-5047
e-Mail info@SAMTEC.com code 55322

DESCRIPTION:
.050 x .050 C.L. DOUBLE HORIZONTAL TERMINAL STRIP

DWG. NO.
FTSH-1XX-XX-XXX-DH-X-X-XX

BY: BRATCHER 01/04/1995 SHEET 2 OF 3

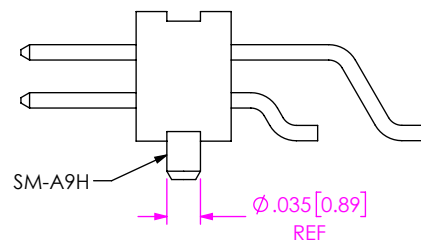
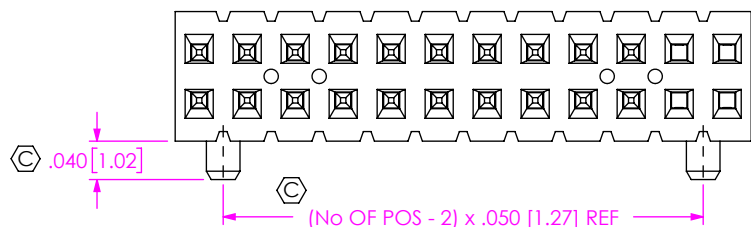


FIG 3
 -A: ALIGNMENT PIN (STAKED) OPTION
 DIFFERENT AS SHOWN, OTHERWISE
 SAME AS FIG 2

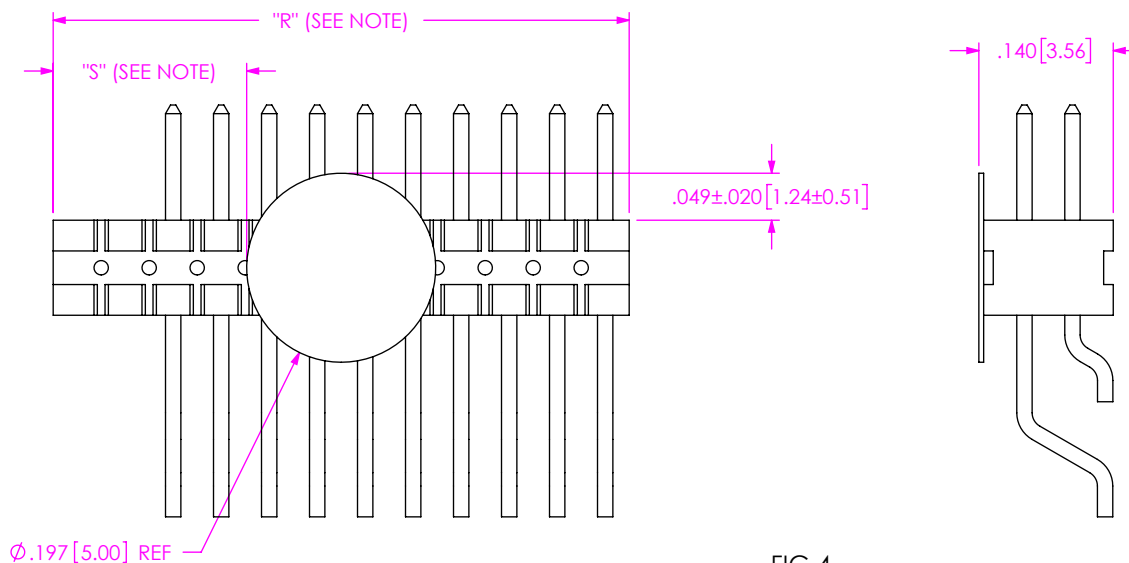
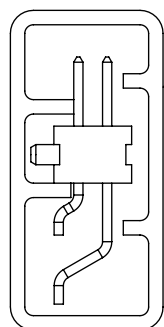


FIG 4
 -C: POLYIMIDE FILM

NOTE: "R" = USED MEASURED DIMENSION (REF)
 "S" = (("R" - .1969 [5.001]) / 2) ±.020 [.51]



PT-FTSH001-DH

PACKAGING NOTES BY POSITION: FOLLOW PACKAGING MANUAL FOR ALL METHODS.

1. PACKAGE POSITIONS 02-09 USING LAYER PACKAGING WITH ONE EXCEPTION FOR -C OPTION. -C OPTION PART POSITIONS 05-09 ARE TO BE TUBED.
2. ALL POSITIONS ALL OPTIONS POSITIONS 10-50 ARE TO BE TUBED.
3. IF THE PARTS ARE PACKAGED IN A TUBE, PER EITHER 1 OR 2, USE THE TUBE PT-FTSH001-DH WITH PLUG TP-24.

PACKAGING VIEW

c:\enterprisevault\DWG\MISC\MKTG\FTSH-1XX-XX-XXX-DH-X-X-XX-MKT.SLDDRW

PROPRIETARY NOTE
 THIS DOCUMENT CONTAINS CONFIDENTIAL AND PROPRIETARY INFORMATION AND ALL DESIGN, MANUFACTURING, REPRODUCTION, USE, PATENT RIGHTS AND SALES RIGHTS ARE EXPRESSLY RESERVED BY SAMTEC, INC. THIS DOCUMENT SHALL NOT BE DISCLOSED, IN WHOLE OR PART, TO ANY UNAUTHORIZED PERSON OR ENTITY NOR REPRODUCED, TRANSFERRED OR INCORPORATED IN ANY OTHER PROJECT IN ANY MANNER WITHOUT THE EXPRESS WRITTEN CONSENT OF SAMTEC, INC.

DO NOT SCALE DRAWING

SHEET SCALE: 2:1



520 PARK EAST BLVD, NEW ALBANY, IN 47150
 PHONE: 812-944-6733 FAX: 812-948-5047
 e-Mail info@SAMTEC.com code 55322

DESCRIPTION:
 .050 x .050 C.L. DOUBLE HORIZONTAL TERMINAL STRIP

DWG. NO.
FTSH-1XX-XX-XXX-DH-X-X-XX

BY: BRATCHER 01/04/1995 SHEET 3 OF 3

Mouser Electronics

Authorized Distributor

Click to View Pricing, Inventory, Delivery & Lifecycle Information:

[Samtec:](#)

[FTSH-108-01-L-DH-A](#) [FTSH-103-04-F-DH-TR](#) [FTSH-109-04-F-DH-A](#) [FTSH-106-04-F-DH-A](#) [FTSH-107-02-L-DH-TR](#)
[FTSH-117-01-F-DH](#) [FTSH-103-02-L-DH](#) [FTSH-107-02-F-DH](#) [FTSH-107-02-LM-DH-A](#) [FTSH-108-01-S-DH-A-C-TR](#)
[FTSH-110-02-L-DH-C-TR](#) [FTSH-120-01-F-DH](#) [FTSH-120-02-F-DH](#) [FTSH-115-02-F-DH](#) [FTSH-105-04-F-DH-A-C-TR](#)
[FTSH-105-01-LM-DH-A](#) [FTSH-109-02-L-DH-A-C](#) [FTSH-104-01-F-DH](#) [FTSH-105-04-L-DH-TR](#) [FTSH-106-04-L-DH-A-C-TR](#)
[FTSH-106-01-L-DH-A-C-TR](#) [FTSH-110-01-S-DH](#) [FTSH-110-04-F-DH](#) [FTSH-115-02-L-DH-A](#) [FTSH-105-04-L-DH-C](#)
[FTSH-108-02-L-DH-A-C](#) [FTSH-105-02-FM-DH-C-TR](#) [FTSH-106-04-L-DH](#) [FTSH-110-01-S-DH-TR](#) [FTSH-103-01-LM-DH](#)
[FTSH-110-04-L-DH-TR](#) [FTSH-115-01-LM-DH-A](#) [FTSH-117-01-L-DH-TR](#) [FTSH-113-04-L-DH-TR](#) [FTSH-114-01-L-DH-C-TR](#)
[FTSH-117-01-L-DH-C-TR](#) [FTSH-103-01-F-DH-TR](#) [FTSH-103-01-L-DH-TR](#) [FTSH-106-01-L-DH-C](#) [FTSH-107-02-L-DH-C-TR](#)
[FTSH-105-02-F-DH-C-TR](#) [FTSH-110-01-F-DH-C](#) [FTSH-110-04-L-DH-C-TR](#) [FTSH-105-02-LM-DH-A-C](#) [FTSH-103-04-FM-DH-TR](#)
[FTSH-105-01-LM-DH-A-C-TR](#) [FTSH-111-01-L-DH-C-TR](#) [FTSH-113-01-L-DH-A-C](#) [FTSH-115-04-F-DH](#) [FTSH-109-04-F-DH](#)
[FTSH-120-04-L-DH](#) [FTSH-123-01-L-DH-A](#) [FTSH-125-01-F-DH-C](#) [FTSH-125-01-F-DH-TR](#) [FTSH-129-01-L-DH](#)
[FTSH-125-01-F-DH-A-C-TR](#) [FTSH-125-02-F-DH](#) [FTSH-125-02-F-DH-C-TR](#) [FTSH-134-02-L-DH-A](#) [FTSH-135-04-L-DH-A](#)
[FTSH-136-01-L-DH-A](#) [FTSH-130-01-F-DH-A](#) [FTSH-132-01-L-DH-A](#) [FTSH-134-01-L-DH](#) [FTSH-132-01-L-DH-A-TR](#)
[FTSH-135-01-F-DH](#) [FTSH-130-01-F-DH](#) [FTSH-130-01-L-DH-A](#) [FTSH-140-02-L-DH](#) [FTSH-130-01-L-DH-C](#)
[FTSH-134-01-F-DH-A](#) [FTSH-140-01-L-DH-A](#) [FTSH-125-04-F-DH-A](#) [FTSH-125-04-L-DH-A](#) [FTSH-127-01-L-DH-A](#)
[FTSH-140-01-F-DH](#) [FTSH-135-01-F-DH-A](#) [FTSH-135-04-L-DH](#) [FTSH-116-01-L-DH](#) [FTSH-118-01-F-DH](#)
[FTSH-120-01-L-DH-C-TR](#) [FTSH-120-01-L-DH-TR](#) [FTSH-120-04-F-DH-C](#) [FTSH-134-01-F-DH-A-TR](#) [FTSH-135-01-L-DH](#)
[FTSH-135-01-L-DH-A-C](#) [FTSH-115-02-L-DH-A-C](#) [FTSH-117-01-F-DH-A](#) [FTSH-117-01-L-DH-A-C-TR](#) [FTSH-117-02-F-DH](#)
[FTSH-118-02-L-DH](#) [FTSH-120-01-L-DH-C](#) [FTSH-113-01-F-DH-A](#) [FTSH-116-02-F-DH-A](#) [FTSH-117-02-L-DH](#)
[FTSH-113-01-F-DH](#) [FTSH-119-01-L-DH-TR](#) [FTSH-114-01-L-DH](#) [FTSH-115-02-L-DH-A-C-TR](#) [FTSH-116-01-F-DH](#)