Amphenol
Industrial

Amphenol LTW

Innovation in Waterproof Solution

CATALOGUE

IP 65 . 67 . 68

Receptacle | Unmated
Overmolded with Cable | Mated
Field Installable | Mated

M Series Sensor Connector

M8 / Guided M8

M12

HDSC / M23

Range Overview

Receptacle to Overmolded with Cable

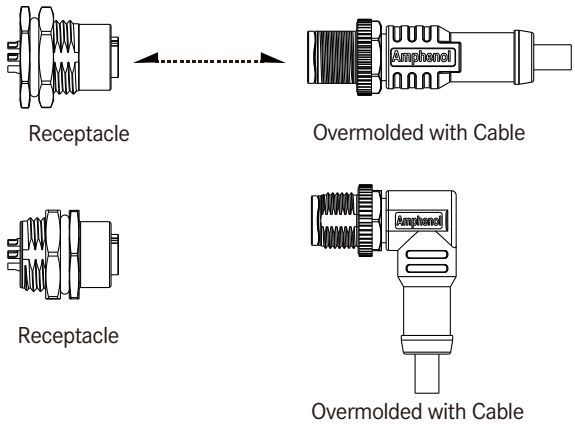

Receptacle to Field Installable

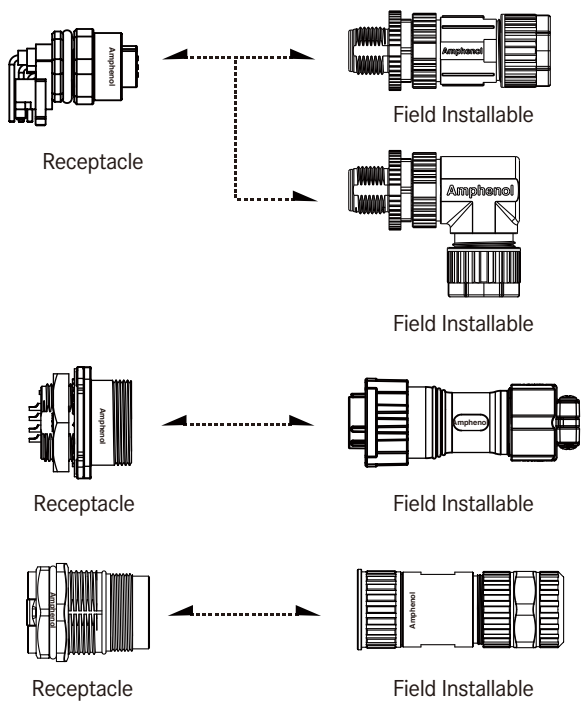

In Line

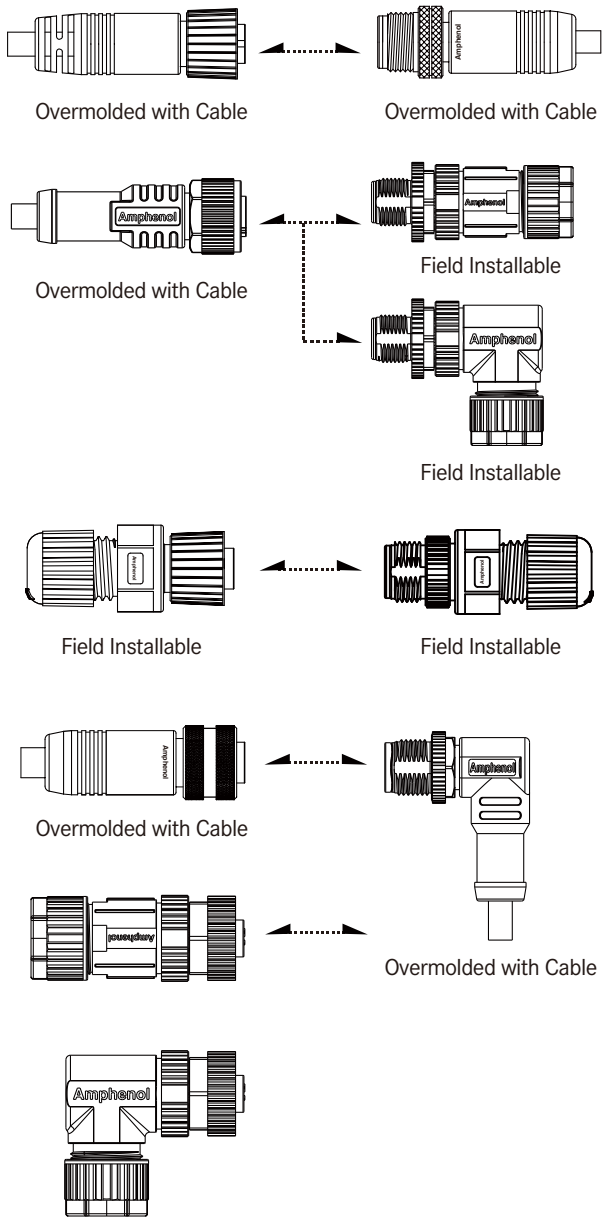

IP 65 . 67 . 68

Receptacle | Unmated
Overmolded with Cable | Mated
Field Installable | Mated

Range Overview

Passive Distribution Box



With Homerun Connector

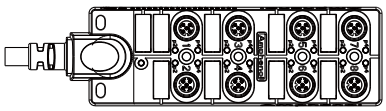

With Cable

Accessories

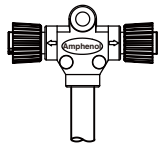

T Cable

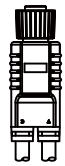

Y Cable

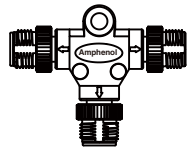

T Adaptor

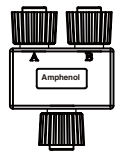

Y Adaptor

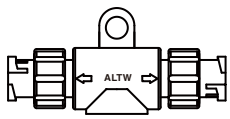

I Adaptor

Waterproof Cap

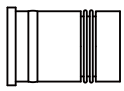

Insert

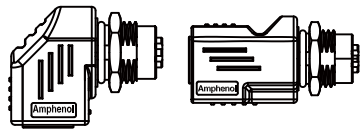

M12 to RJ45 Adaptor

Specification | M Sensor Connector

Identifications	M8, M10.5, M12 (A, B, D, S, T, X code), Heavy Duty Shielded Connector, M23
Description	Receptacle Overmolded with Cable Field Installable
Current Rating / Data	1.5A~28A
Operating Voltage	2~4 Pins : 250V 5 Pins : 60V 6 ~12 Pins : 30V
Contact Resistance	≤10mΩ
Voltage Proof	3 ~ 4 Pins : 1.4 KVrms 5 Pins : 1.0 KVrms 6 ~8 Pins : 0.65 KVrms
Waterproof Rating	IP65 / 67 / 68
Temperature Range	Receptacle: -40°C~105°C Overmolded with Cable: PVC Cable: -20°C~80°C PU Cable: -20°C~85°C Field Installable: -40°C~105°C * Higer working temperature upon request.
Mating Cycle	100*Minimum
Vibration	10 ~ 500 Hz and 0.35 mm
Material	Contacts: Copper Alloy, Gold Plated Connector Body (Housing) : Nylon+GF or PU, UL Recognized Shield: Zinc Alloy or Copper Ally, Nickel Plated
Standard Cable Length	01~99M
Standards	M12 - IEC 61076-2-101 ; IEC 61076-2-109 (X-code) M8 - IEC 61076-2-104 ; IEC 61076-2-111 (S & T-code)

【Note】Design and specification are subject to change without notice.

IP 65 . 67 . 68

Receptacle | Unmated
Overmolded with Cable | Mated
Field Installable | Mated

Specification | Passive Distribution Box

Identifications	M8 Passive Distribution Box M12 Passive Distribution Box
Description	With Cable With Homerun Connector
Current Load Per Port	M8 Distribution Box: 2A (Max.) M12 Distribution Box: 2A (Max.)
Current Sum max.	M8 Distribution Box: 6A (Max.) M12 Distribution Box: 12A (Max.)
Operating Voltage	24V DC Nominal (10~30V)
Contact Resistance	<10mΩ
Switching Output	PNP
Power Indicator	LED, Green
Function Indicator	LED, Yellow
Waterproof Rating	M8 Distribution Box: IP 67 Unmated M12 Distribution Box: IP 67 Unmated
Temperature Range	With Cable: -20°C ~ 80°C With Homerun Connector: -25°C ~ 90°C
Vibration	10 to 500 Hz and 0.35mm
Material	Conn. Housing: PA66 Box: PBT+PC Contacts: Copper Alloy, Gold Plated O-ring: Silicone Shell: Zinc Die Cast, Nickel Plated
Standard Cable Length	5M,10M,15M, 20M & 30M
Standards	IEC 61076-2-101

Ordering Information | M8 / Guided M8 / M10.5 / M23 / HDSC

1 - 2 - 3 - 4 - 5 - 6 - 7 - 8 - 9 - 10

Specification / Size

> M8 Size
(8) M8
(8P) M8, Plastic
(M8S) M8, Shielded

> M8 Size with Key, Guided M8
(8A) M8 with Key
(8AP) M8 with Key, Plastic
(8H) M8 with Key, Power (3A) +Data (1.5A)
(8HP) M8 with Key, Plastic, Power (3A) +Data (1.5A)
(M8AS) M8 with Key, Shielded

> M10.5 Size
(105) M10.5

> M23 Size
(LJ23) Shielded, Salt Spray Test 48H, 28A

> Heavy Duty Shielded Connector (HDSC)
(HB20) Shielded, Salt Spray Test 500H, 10A
(LB20) Shielded, Salt Spray Test 48H, 10A
(HC20) Shielded, Salt Spray Test 500H, 20A
(LC20) Shielded, Salt Spray Test 48H, 20A
(HD20) Shielded, Salt Spray Test 500H, 5A
(LD20) Shielded, Salt Spray Test 48H, 5A

Number of Contacts
02, 03....,14...Contacts
EX. **(02)** = 2 Contacts

Connector Body (Style)

> For Receptacle
(P) Panel

> For Overmolded with Cable
(A) With Strain Relief
(B) Without Strain Relief

> For Field installable
(B) Without Strain Relief

Connector (Housing) Gender
(M) Male Connector
(F) Female Connector

Contact Gender
(M) Male
(F) Female

Assemble Style

> For Receptacle
(S) Solder Type
(P) 180° PCB Type
(R) 90° PCB Type
(C) Crimp Type

> For Overmolded with Cable
(M) Overmolded with Cable

> For Field Installable
(A) Solder Type
(B) Screw Type
(C) Crimp Type
(D) IDC Type

Mating Style
(S) Screw Thread
(Q) Quick

Backshell

> For Receptacle
(C) Circular, Rear Fastened
(F) Hexagonal, Front Fastened
(H) Hexagonal, Rear Fastened
(N) Square, Rear Fastened with Nut
(W) Square, Front Fastened with Screw

> For Overmolded with Cable
(L) Straight
(R) Right Angle

> For Field installable
(L) Straight
(R) Right Angle

Waterproof Rating
(5) IP65 (Quick Type)
(7) IP 67
(8) IP 68

More Information

> For Receptacle
(001), (002), (003).....
e.g. **(001)** With Logo
(002) With Logo

> For Receptacle with Wire Harness
(□)+(■) : Cable Type + Wire Length
e.g. **(A15)** = UL 1007 Cable + 150mm

(□) : Cable Type
(A) UL 1007 Cable (For M8)

(■) : Wire Length
(15) 150mm
(30) 300mm
(50) 500mm
(A0) 1000mm
(A5) 1500mm

> For Overmolded with Cable
(□)+(■) : Cable Type + Cable Length
e.g. **(A01)** = UL2464 Cable + 1M

(□) : Cable Type
(A) PVC UL2464 Cable
(B) PU VW-1 Cable

(■) : Cable Length
From 1M to 99M
EX. **(01)** = 1M

> For Field Installable
(001), (002), (003).....
For Different Versions

【Note】Design and specification are subject to change without notice.

Ordering Information | M12

IP 65 . 67 . 68

Receptacle | Unmated
Overmolded with Cable | Mated
Field Installable | Mated

1 - 2 - 3 - 4 - 5 - 6 - 7 - 8 - 9 - 10

Specification / Size

> A-Coded
(M12A) M12 A-Coded
(MSAP) M12 A-Coded, Plastic
(MSAS) M12 A-Coded, Shielded
> B-Coded
(M12B) M12 B-Coded
(MSBP) M12 B-Coded, Plastic
(MSBS) M12 B-Coded, Shielded
> D-Coded
(M12D) M12 D-Coded
(MSDP) M12 D-Coded, Plastic
(MSDS) M12 D-Coded, Shielded

> S-Coded
(M12S) M12 S-Coded
(MSSP) M12 S-Coded, Plastic
> T-Coded
(M12T) M12 T-Coded
(MSTP) M12 T-Coded, Plastic
> X-Coded
(MSXS) M12 X-Coded, Shielded
> I-Style
(M12I) M12 I-Style
(MSIP) M12 I-Style, Plast

Number of Contacts

02, 03....,14...Contacts
e.g. **(02)** = 2 Contacts

Connector Body (Style)

> For Receptacle
(P) Panel

> For Overmolded with Cable
(A) With Strain Relief
(B) Without Strain Relief

> For Field installable
(A) With Strain Relief
(B) Without Strain Relief

Connector (Housing) Gender

(M) Male Connector
(F) Female Connector

Contact Gender

(M) Male
(F) Female
(I) I style (Male+Female)

Assemble Style

> For Receptacle
(S) Solder Type
(P) 180° PCB Type
(R) 90° PCB Type
(C) Crimp Type

> For Field Installable
(A) Solder Type (10&12 pins are available as standard product. Other pins are available upon request)
(B) Screw Type
(C) Crimp Type
(D) IDC Type

> For Overmolded with Cable
(M) Overmolded with Cable

Mating Style

(S) Screw Thread
(Q) Quick

Backshell

> For Receptacle
(C) Circular, Rear Fastened
(F) Hexagonal, Front Fastened
(H) Hexagonal, Rear Fastened
(N) Square, Rear Fastened with Nut
(W) Square, Front Fastened with Screw

> For Overmolded with Cable
(L) Straight
(R) Right Angle

> For Field Installable
(L) Straight
(R) Right Angle

Waterproof Rating

(5) IP65 (Quick Type)
(7) IP 67
(8) IP 68

Cable information

> For Receptacle
(001) PG9
(002) M16
(003) M12

> For Receptacle with Wire Harness
(□)+(■) : Wire Type + Wire Length
e.g. **(B15)** = UL1061 + 150mm

(□) : Wire Type
(B) UL1061 (For M12-PG9)
(C) UL1061 (For M12-M16

(■) : Cable Length
(15) 150mm
(30) 300mm
(50) 500mm
(A0) 1000
(A5) 1500

> For Overmolded with Cable
(□)+(■) : Cable Type + Cable Length
e.g. **(A01)** = PVC UL2517 Yellow Cable + 1M

(□) : Cable Type
(A) PVC UL2517 Yellow Cable
(B) PU UL20549 Cable
(C) CAN Cable
(D) PVC UL2517 Black Cable
(E) CAT5e Cable(2Pair/4Pair), Black
(F) F-PVC UL2095 Black Cable
(G) PVC UL 21996, Balck, round cable
(H) PVC UL 21996, Balck, oval cable
(S) AC 630V Cable
(T) DC 60V Cable
(X) CAT6$_A$ Cable

(■) : Cable Length
From 1M to 99M
EX. **(01)** = 1M

> For Field Installable
(001), **(002)**, **(003)**.....
For Different Versions

Ordering Information | Passive Distribution Box

1 - 2 - 3 - 4 - 5 - 6 - 7 - 8 - 9 - 10

Specification / Size

> With M8 Connectors
(DB8) M8 Connector

> With M12 Connectors
(DB12) M12 Sensor Connector

Number of Contacts
02, 03....,14...Contacts
e.g. **(02)** = 2 Contacts

Code
(A) A Code
(B) B Code
(C) C Code

Ports
(4) 4 Ports
(6) 6 Ports
(8) 8 Ports
(10) 10 Ports (For M8 Connectors Only)

Homerun Connector
(M8) M8 Connector
(M12) M12 Connector
(M16) M16 Connector
(M23) M23 Connector
(TBK) Terminal Block
(CAB) Cable

Signal Output
(0) None
(S) Single
(D) Dual

Switching Output
(0) None
(S) Single
(D) Dual

Mating Style
(L) Lock
(S) Screw
(Q) Quick

Waterproof Rating
(5) IP 65 (Quick Type)
(6) IP 66
(7) IP 67
(8) IP 68

For More Information

> Without Cable
(001), (002), (003).....
For Different Versions

> With Cable
(□)+(■) : Cable Type + Cable Length
e.g. **(A01)** = PVC UL2517 Cable + 1M

(□) : Cable Type
(A) PVC UL2517 Cable
(B) PU 20549 Cable
(C) Hi-Flex Cable
(D) DeviceNet / NMEA
(E) Ethernet
(F) ProfiBus
(P) ProfiNet

(■) : Cable Length
From 1M to 99M
e.g. **(01)** = 1M

IP 65 . 67 . 68

Receptacle | Unmated
Overmolded with Cable | Mated
Field Installable | Mated

Physical Dimension

Receptacle

Panel Cut-Out

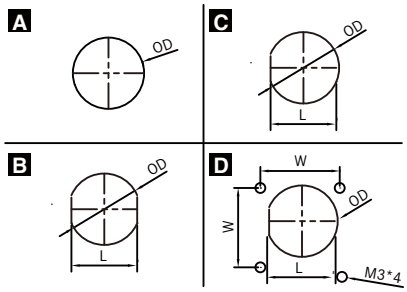

Size \ Dimension		Type	L / W	OD	Type	L / W	OD
Size	Thread Description	Female			Male		
M105	M10.5 X 0.75	-	-	-	A	-	10.9
M8	M8 X 1.0	B	7.1	8.1	B	7.1	8.1
		-	-	-	A	-	8.1
M12	M12 X 1.0 - PG9	B	13.6	15.4	B	13.6	15.4
	M12 X 1.0 - M16.0 X 1.5	B	13.6	16.1	B	13.6	16.1
	M12.0 X 1.0	B	10.5	12.2	B	10.5	12.2
HDSC*	M22 X 1.0	-	-	-	C	19.2	20.2
		-	-	-	D	19.2 / 23.0	20.2
M23	M23 X 1.0	-	-	-	C	24.4	25.1

*HDSC: Heavy Duty Shielded Connector

Connector Dimension

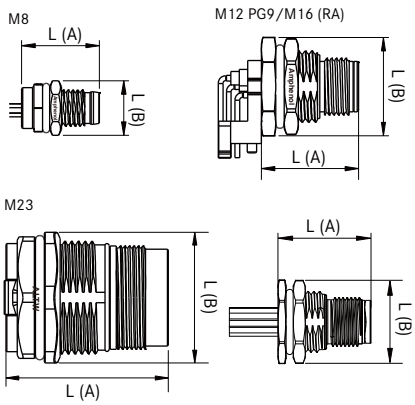

Series		Receptacle					Panel Thickness	
Conn. Gender		Type	Female		Male			
			L (A)	L (B)	L (A)	L (B)	Front Fastened	Rear Fastened
M8		Straight	18.0	13.8	16.4	11.5	3.0 mm Max.	3.5 mm Max.
M105		Straight	-	-	18.0	15.0	-	6.0 mm Max.
M12	PG9/ M16	Straight	20.0	20.6	23.0	20.6	4.5mm Max. 4.0mm Max.(Plastic)	4.5mm Max.
		Right Angle	20.0	20.8	20.5	20.8		
	M12* 1.0	Right Angle	16.9	15.0	16.2	15.0	3.0mm Max.	
HDSC*		Straight	-	-	23.5	29.0	9.0mm Min.	5.0 mm Max.
M23		Straight	-	-	36.0	29.0	6.0 mm Max.	-

*HDSC: Heavy Duty Shielded Connector

Overmolded with Cable

M8

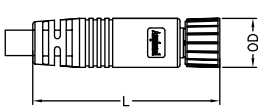

* Screw thread type

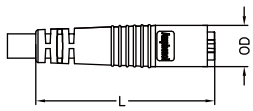

* Snap-In type

M10.5

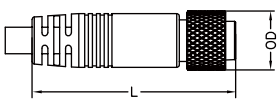

Size \ Dimension		L		OD	
Size	Type	Female	Male	Female	Male
M8	Screw Thread M8 X 1.0	38.1	42.7	10.1	10.5
M8	Snap-In M8 X 1.0	36.5	-	8.4	-
M105	Screw Thread M10.5 X 0.75	37.2	-	12.0	-

【Note】Design and specification are subject to change without notice.

M8

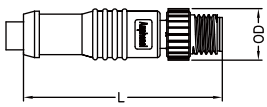

M10.5

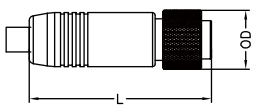

M12

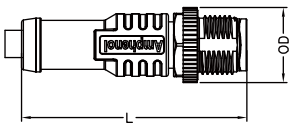

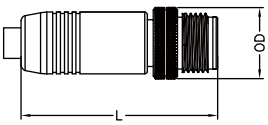

Size \ Dimension		L		OD	
Size	Type	Female	Male	Female	Male
M8	Screw Thread M8 X 1.0	36.0	40.5	10.1	10.5
M10.5	Screw Thread M10.5 X 0.75	37.2	-	12.0	-
M12	Screw Thread M12.0 X 1.0	37.2	-	12.0	-
M12 Shielded	Screw Thread M12.0 X 1.0	39.2	40.1	14.5	14.5

M8

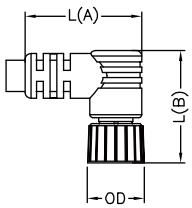

M10.5

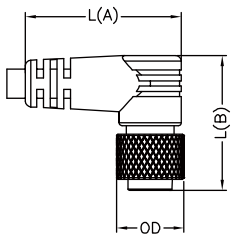

Size \ Dimension		L [A]		L [B]		OD	
Size	Thread Description	Female	Male	Female	Male	Female	Male
M8	M8 X 1.0	24.0	-	24.0	-	12.0	-
M10.5	Screw Thread M10.5 X 0.75	20.7	20.7	20.0	25.5	10.1	10.5

M8

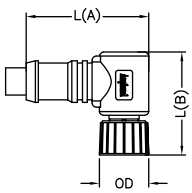

M10.5

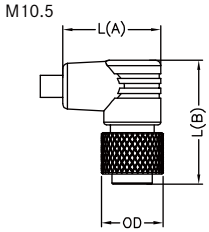

Size \ Dimension		L [A]		L [B]		OD	
Size	Thread Description	Female	Male	Female	Male	Female	Male
M8	M8 X 1.0	24.0	-	24.0	-	12.0	-
M10.5	Screw Thread M10.5 X 0.75	20.7	20.7	20.0	25.5	10.1	10.5

M12

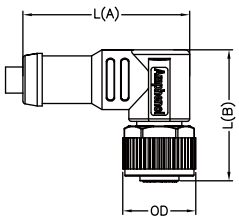

IP 65 . 67 . 68

Receptacle | Unmated
Overmolded with Cable | Mated
Field Installable | Mated

Field Installable

M8

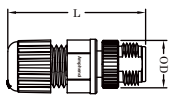

M12

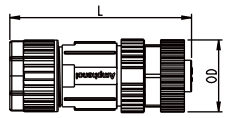

HDSC

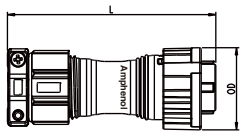

M23

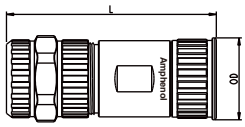

Size	Dimension / Thread Description	Pin Type	L		OD	
Size	Thread Description		Female	Male	Female	Male
M8	M8 X 1.0	Screw In	55.4	59.1	16.7	16.7
M12 Metal Nut	M12 X 1.0	Solder	40.5	41.8	14.5	14.4
		Screw	47.0	51.0	18.6	20.1
		IDC	47.0	51.0	18.6	20.1
M12 Plastic	M12 X 1.0	Solder	61.3	61.3	20.8	20.8
		Screw	47.0	51.0	18.6	20.1
		IDC	47.0	51.0	18.6	20.1
M12 Shielded	M12 X 1.0	Solder	52.0	55.0	18.6	20.1
		Screw	52.0	55.0	18.6	20.1
		IDC	52.0	55.0	18.6	20.1
HDSC*	M22 X 1.0	-	72.5	-	27.7	-
M23	M23 X 1.0	-	73.0	-	28.5	-

*HDSC: Heavy Duty Shielded Connector

M12

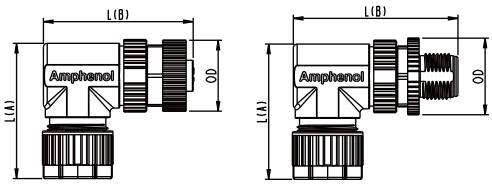

Size	Dimension / Thread Description	Pin Type	L [A]		L [B]		OD	
Size	Thread Description		Female	Male	Female	Male	Female	Male
M12	M12.0 X 1.0	Screw In	38.9	38.9	52.3	52.3	20.8	20.8
M12 Plastic			38.9	38.9	52.3	52.3	20.8	20.8

Dimensions are shown in millimeters

-

【Note】Design and specification are subject to change without notice.

Passive Distribution Box

M8

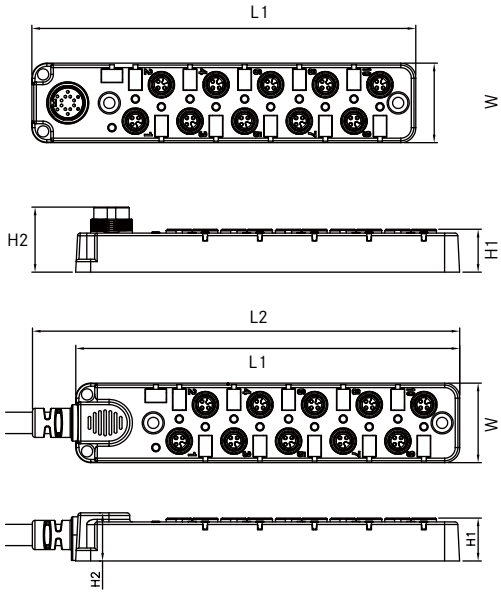

Size / Dimension		Pin Type	L		OD	
Size	Thread Description		Female	Male	Female	Male
M8	M8 X 1.0	Screw In	55.4	59.1	16.7	16.7
M12 Metal Nut	M12 X 1.0	Solder	40.5	41.8	14.5	14.4
		Screw	47.0	51.0	18.6	20.1
		IDC	47.0	51.0	18.6	20.1
M12 Plastic	M12 X 1.0	Solder	61.3	61.3	20.8	20.8
		Screw	47.0	51.0	18.6	20.1
		IDC	47.0	51.0	18.6	20.1
M12 Shielded	M12 X 1.0	Solder	52.0	55.0	18.6	20.1
		Screw	52.0	55.0	18.6	20.1
		IDC	52.0	55.0	18.6	20.1
HDSC*	M22 X 1.0	-	72.5	-	27.7	-
M23	M23 X 1.0	-	73.0	-	28.5	-

Unit: mm

Passive Distribution Box

M12

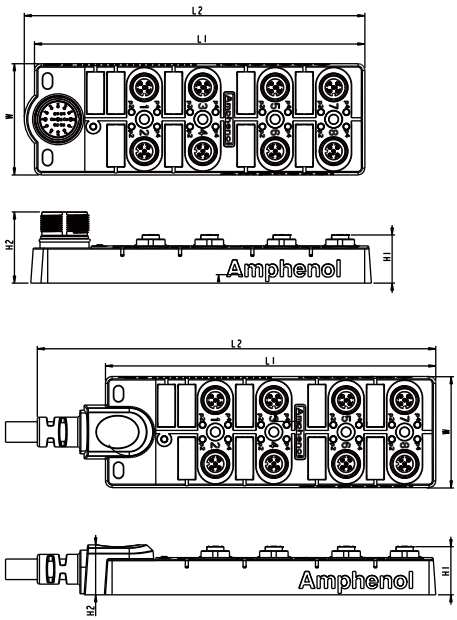

		M12				
		L1	L2	H1	H2	W
4 Port	With Cable	97.3	129.4	22.9	23.5	52.3
	Without Cable	97.3	102.1	22.9	33.5	52.3
8 Port	With Cable	155.3	187.4	22.9	23.5	52.3
	Without Cable	155.3	160.1	22.9	33.5	52.3
Note		Cable length is available from 01~99m.				

Unit: mm

IP 65 . 67 . 68

Receptacle | Unmated
Overmolded with Cable | Mated
Field Installable | Mated

Contact Configuration

1.5A 2A 3A 4A 5A 10A 12A 20A 28A	G8		M8	M10.5	M12 A Code			M12 B Code	M12 D Code	M12 I Code	M12 S Code
	1.5A	3A	3A	2A	1.5A	2A	4A	4A	4A	4A	12A
	MM or FF	MM or FF	MM or FF	MF or FM	MM or FF	MM or FF	MM or FF	MM or FF	MM or FF	MF or FM	MM or FF
2Pin (02)		R C F		R C							
3Pin (03)		R C F	R C F	R C			R C F	R C F	R C F		
4Pin (04)		R C F	R C F	R C			R C F	R C F	R C F		R F
5Pin (05)	R C F			R C			R C F	R C F	R C F	R C F	
6Pin (06)	R C F					R C F					
7Pin (07)											
8Pin (08)						R C F					
10Pin (10)					R C F						
12Pin (12)					R C F						
14Pin (14)											

More to know:

No. of Poles & Contact Configuration (Connection side view)

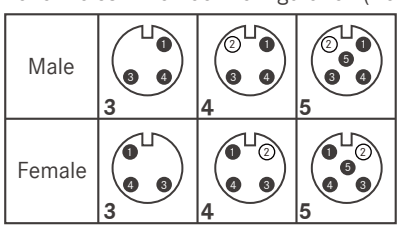

Color Identification:
1 = Brown, 2 = White, 3 = Blue, 4 = Black, 5 = Gray

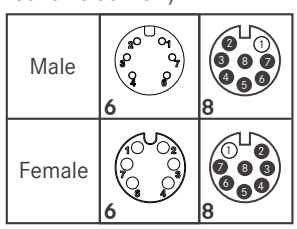

Color Identification:
1 = White, 2 = Brown, 3 = Green, 4 = Yellow,
5 = Gray, 6 = Pink, 7 = Blue, 8 = Red

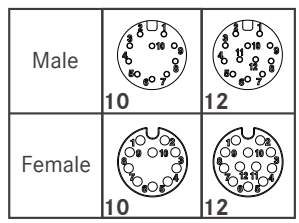

Color Identification:
1 = White, 2 = Brown, 3 = Green, 4 = Yellow,
5 = Gray, 6 = Pink, 7 = Blue, 8 = Red, 9 = Black,
10 = Violet, 11 = Gray/Pink, 12 = Red/Blue

M12 T Code	M12 X Code	HDSC			M23	
12A	0.5A	5A	10A	20A	28A	
MM or FF	MM or FF	MF or FM	MF or FM	MF or FM	MM or FF	MF or FM
				R F		
				R F		
R F			R F			
			R F			
					R F	R F
			R F			
	R C					
		R F				
		R F				
		R F				

More to know:

A-Code B-Code D-Code I-Style S-Code T-Code X-Code

R: Receptacle
C: Overmolded with Cable
F: Field Installable

- ◆ 0.5A **(M12X)**
- ◒ 1.5A **(M8/M12A)**
- ● 2A **(M10.5/M12A)**
- ○ 3A **(M8)**
- ▲ 4A **(M8/M12A/M12B/M12D M12 I Style)**
- △ 5A **(HDSC)**
- ■ 10A **(HDSC)**
- ⬓ 12A **(M12S/M12T)**
- ◇ 20A **(HDSC)**
- ◑ 28A **(M23)**

Contact Number:

e.g.2 contacts **(02)**

Connector (Housing) Gender:

Male**(M)** or Female**(F)**

Contact Gender:

Male**(M)** or Female**(F)**
Male + Female **(I)**

More to Choose:

- Solder **(S)**
  - Solder Cup

- PCB Type
  - 90° PCB **(R)**
  - 180° PCB **(P)**

- Screw Type

- IDC Type

【Note】Design and specification are subject to change without notice.

Product Features

IP 65 . 67 . 68

Receptacle | Unmated
Overmolded with Cable | Mated
Field Installable | Mated

Receptacle

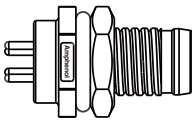

Mating Style 7

Screw Thread **(S)**

Backshell 8

Circular **(C)**

Hexagonal **(H)(F)**

Square **(N)(W)**

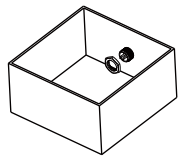

Rear Fastened

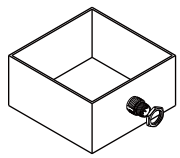

Front Fastened **(P)**

Overmolded with Cable

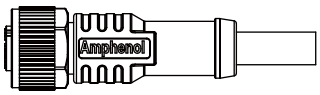

Backshell 8

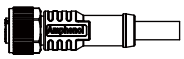

Straight **(L)**

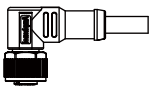

Right Angle **(R)**

Mating Style 7

Screw Thread **(S)**
(For M12)

Quick **(Q)**
(For M8)

Connector Body(Style) 3

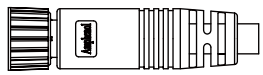

With Strain Relief **(A)**

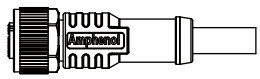

Without Strain Relief **(B)**

Field Installable

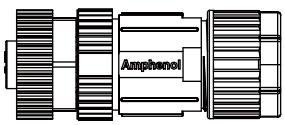

Mating Style 7

Screw Thread **(S)**

Backshell 8

Straight **(L)**

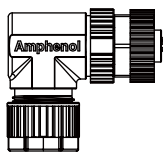

Right Angle **(R)**

Connector Body(Style) 3

Without Strain Relief **(B)**

Find Our Standard Products

⇲ M8 (Shielded) > Receptacle > Male Connector

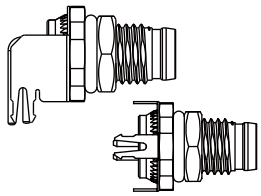 Front Fastened Backshell: Hexagonal	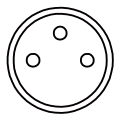	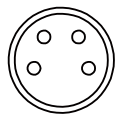
Type	3A/60V	3A/30V
PCB Pin (180°)	M8S-03PMMP-SF8001	M8S-04PMMP-SF8001
PCB Pin (90°)	M8S-03PMMR-SF8001	M8S-04PMMR-SF8001

⇲ M8 (Shielded) > Receptacle > Female Connector

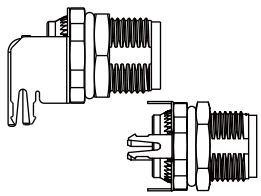 Front Fastened Backshell: Hexagonal	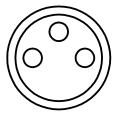	
Type	3A/60V	3A/30V
PCB Pin (180°)	M8S-03PFFP-SF8001	M8S-04PFFP-SF8001
PCB Pin (90°)	M8S-03PFFR-SF8001	M8S-04PFFR-SF8001

【Note】Design and specification are subject to change without notice.

IP 65 . 67 . 68

Receptacle | Unmated
Overmolded with Cable | Mated
Field Installable | Mated

M8 (Metal Nut) > Receptacle > Male Connector

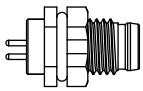 Front Fastened 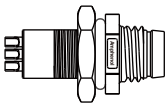 Rear Fastened Backshell: Hexagonal	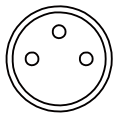	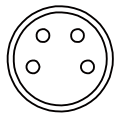
Type	3A/60V	3A/30V
PCB Pin (180°)	8-03PMMP-SF7001	8-04PMMP-SF7001
	8-03PMMP-SF7002	8-04PMMP-SF7002
Solder Pin (180°)	8-03PMMS-S8 7001	8-04PMMS-S8 7001
	8-03PMMS-S8 7002	8-04PMMS-S8 7002

8 Front Fastened **(F)** or Rear Fastened **(H)**

M8 (Metal Nut) > Receptacle > Female Connector

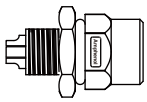 Rear Fastened Backshell: Hexagonal	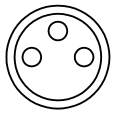	
Type	3A/60V	3A/30V
Solder Pin (180°)	8-03PFFS-SH7001	8-04PFFS-SH7001
	8-03PFFS-SH7002	8-04PFFS-SH7002

↘ M8 (Metal Nut) > Receptacle with Wires > Male Connector

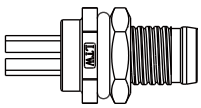 Front Fastened 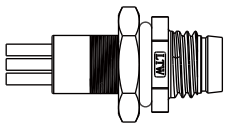 Rear Fastened Backshell: Hexagonal	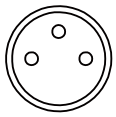	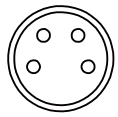
Wire Length (UL1007)*	3A/60V	3A/30V
150mm	8-03PMMS-S8 7A15	8-04PMMS-S8 7A15
300mm	8-03PMMS-S8 7A30	8-04PMMS-S8 7A30
500mm	8-03PMMS-S8 7A50	8-04PMMS-S8 7A50
1000mm	8-03PMMS-S8 7AA0	8-04PMMS-S8 7AA0
1500mm	8-03PMMS-S8 7AA5	8-04PMMS-S8 7AA5

8 Front Fastened **(F)** or Rear Fastened **(H)**

↘ M8 (Metal Nut) > Receptacle with Wires > Female Connector

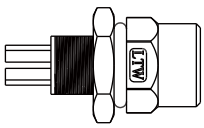 Rear Fastened Backshell: Hexagonal	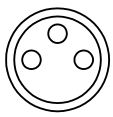	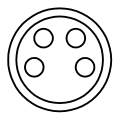
Wire Length (UL1007)*	3A/60V	3A/30V
150mm	8-03PFFS-SH7A15	8-04PFFS-SH7A15
300mm	8-03PFFS-SH7A30	8-04PFFS-SH7A30
500mm	8-03PFFS-SH7A50	8-04PFFS-SH7A50
1000mm	8-03PFFS-SH7AA0	8-04PFFS-SH7AA0
1500mm	8-03PFFS-SH7AA5	8-04PFFS-SH7AA5

IP 65 . 67 . 68

Receptacle | Unmated
Overmolded with Cable | Mated
Field Installable | Mated

M8 (Metal Nut) > Overmolded with Cable > Male Connector

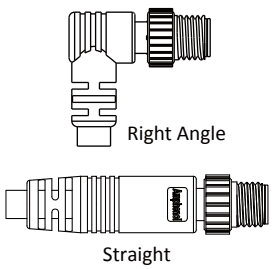	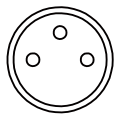	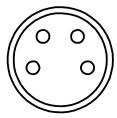
Type	3A/60V	3A/30V
With Strain Relief	8-03AMMM-S 8 7XXX*	8-04AMMM-S 8 7XXX*
Without Strain Relief	8-03BMMM-S 8 7XXX*	8-04BMMM-S 8 7XXX*

8 Right Angle **(R)** or Straight **(L)**
* XXX: Choose the cable type and length:
- PVC: 1M **(A01)** / 2M **(A02)** / 5M **(A05)** / 10M **(A10)**
- PU: 1M **(B01)** / 2M **(B02)** / 5M **(B05)** / 10M **(B10)**

M8 (Metal Nut) > Overmolded with Cable > Female Connector

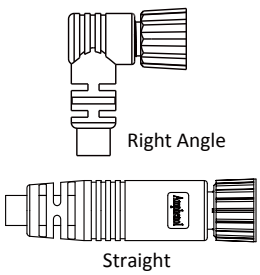	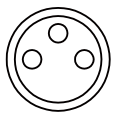	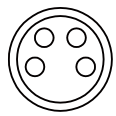
Type	3A/60V	3A/30V
With Strain Relief	8-03AFFM-S 8 7XXX*	8-04AFFM-S 8 7XXX*
Without Strain Relief	8-03BFFM-S 8 7XXX*	8-04BFFM-S 8 7XXX*

8 Right Angle **(R)** or Straight **(L)**
* XXX: Choose the cable type and length:
- PVC: 1M **(A01)** / 2M **(A02)** / 5M **(A05)** / 10M **(A10)**
- PU: 1M **(B01)** / 2M **(B02)** / 5M **(B05)** / 10M **(B10)**

⇲ M8 (Plastic) > Receptacle > Male Connector

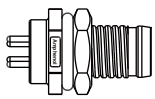 Front Fastened Backshell: Hexagonal	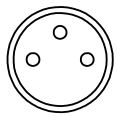	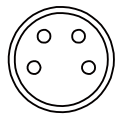
Type	3A/60V	3A/30V
PCB Pin (180°)	8P-03PMMP-SF7001	8P-04PMMP-SF7001
Solder Pin (180°)	8P-03PMMS-SF7001	8P-04PMMS-SF7001

⇲ M8 (Plastic) > Overmolded with Cable > Male Connector

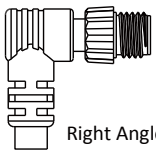 Right Angle 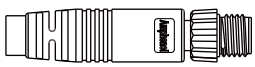 Straight	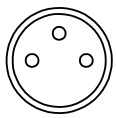	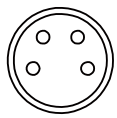
Type	3A/60V	3A/30V
With Strain Relief	8P-03AMMM-S 8 7XXX*	8P-04AMMM-S 8 7XXX*
Without Strain Relief	8P-03BMMM-S 8 7XXX*	8P-04BMMM-S 8 7XXX*

8 Right Angle **(R)** or Straight **(L)**

* XXX: Choose the cable type and length:
- PVC: 1M **(A01)** / 2M **(A02)** / 5M **(A05)** / 10M **(A10)**
- PU: 1M **(B01)** / 2M **(B02)** / 5M **(B05)** / 10M **(B10)**

⇲ M8 (Plastic) > Overmolded with Cable > Female Connector

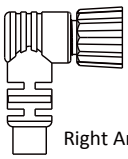 Right Angle 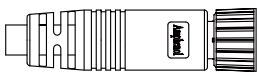 Straight	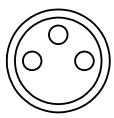	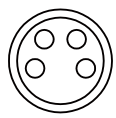
Type	3A/60V	3A/30V
With Strain Relief	8P-03AFFM-S 8 7XXX*	8P-04AFFM-S 8 7XXX*
Without Strain Relief	8P-03BFFM-S 8 7XXX*	8P-04BFFM-S 8 7XXX*

8 Right Angle **(R)** or Straight **(L)**

* XXX: Choose the cable type and length:
- PVC: 1M **(A01)** / 2M **(A02)** / 5M **(A05)** / 10M **(A10)**
- PU: 1M **(B01)** / 2M **(B02)** / 5M **(B05)** / 10M **(B10)**

【Note】Design and specification are subject to change without notice.

IP 65 . 67 . 68

Receptacle | Unmated
Overmolded with Cable | Mated
Field Installable | Mated

M8 (Plastic) > Overmolded with Cable > Female Connector

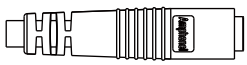 Straight	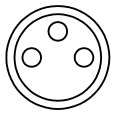	
Type	3A/60V	3A/30V
With Strain Relief	8P-03AFFM-QL5XXX*	8P-04AFFM-QL5XXX*

* XXX: Choose the cable type and length:
- PVC: 1M **(A01)** / 2M **(A02)** / 5M **(A05)** / 10M **(A10)**
- PU: 1M **(B01)** / 2M **(B02)** / 5M **(B05)** / 10M **(B10)**

M8 (Plastic) > Field Installable > Male Connector > Straight

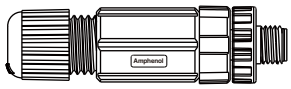		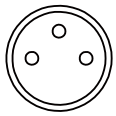	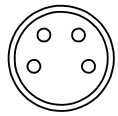
Type	Contact Type	3A/60V	3A/30V
Without Strain Relief	Screw-in	8P-03BMMB-SL7001	8P-04BMMB-SL7001

M8 (Plastic) > Field Installable > Female Connector > Straight

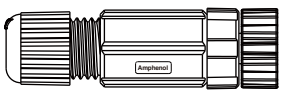		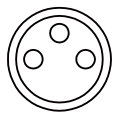	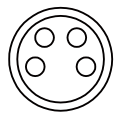
Type	Contact Type	3A/60V	3A/30V
Without Strain Relief	Screw-in	8P-03BFFB-SL7001	8P-04BFFB-SL7001

⇲ Guided M8, G8 (Shielded)> Receptacle > Male Connector

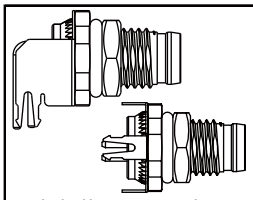 Backshell: Hexagonal			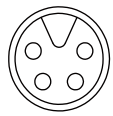	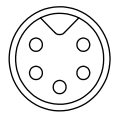
Type	3A/60V	3A/60V	3A/30V	1.5A/30V
PCB Pin (180°)	M8AS-02PMMP-SF8001	M8AS-03PMMP-SF8001	M8AS-04PMMP-SF8001	M8AS-05PMMP-SF8001
PCB Pin (90°)	M8AS-02PMMR-SF8001	M8AS-03PMMR-SF8001	M8AS-04PMMR-SF8001	M8AS-05PMMR-SF8001

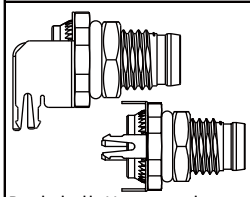 Backshell: Hexagonal	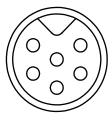
Type	1.5A/30V
PCB Pin (180°)	M8AS-06PMMP-SF8001
PCB Pin (90°)	M8AS-06PMMR-SF8001

⇲ Guided M8, G8 (Shielded) > Receptacle > Female Connector

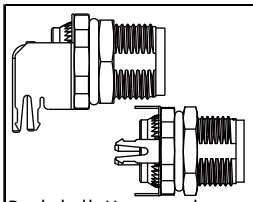 Backshell: Hexagonal				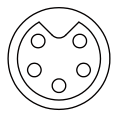
Type	3A/60V	3A/60V	3A/30V	1.5A/30V
PCB Pin (180°)	M8AS-02PFFP-SF8001	M8AS-03PFFP-SF8001	M8AS-04PFFP-SF8001	M8AS-05PFFP-SF8001
PCB Pin (90°)	M8AS-02PFFR-SF8001	M8AS-03PFFR-SF8001	M8AS-04PFFR-SF8001	M8AS-05PFFR-SF8001

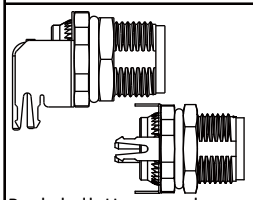 Backshell: Hexagonal	
Type	1.5A/30V
PCB Pin (180°)	M8AS-06PFFP-SF8001
PCB Pin (90°)	M8AS-06PFFR-SF8001

【Note】Design and specification are subject to change without notice.

IP 65 . 67 . 68

Receptacle | Unmated
Overmolded with Cable | Mated
Field Installable | Mated

Guided M8, G8 (Metal Nut) > Receptacle > Male Connector

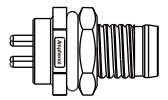 Front Fastened 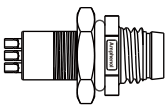 Rear Fastened Backshell: Hexagonal				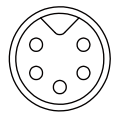
Type	3A/60V	3A/60V	3A/30V	1.5A/30V
PCB Pin (180°)	8A-02PMMP-SF7001	8A-03PMMP-SF7001	8A-04PMMP-SF7001	8A-05PMMP-SF7001
Solder Pin	8A-02PMMS-S8 7001	8A-03PMMS-S8 7001	8A-04PMMS-S8 7001	8A-05PMMS-S8 7001

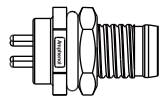 Front Fastened 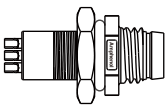 Rear Fastened Backshell: Hexagonal	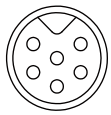	Hybrid
Type	1.5A/30V	3A+1.5A/30V
PCB Pin (180°)	8A-06PMMP-SF7001	8H-05PMMP-SF7001
Solder Pin	8A-06PMMS-S8 7001	8H-05PMMS-S8 7001

8 Front Fastened **(F)** or Rear Fastened **(H)**

Guided M8, G8 (Metal Nut) > Receptacle > Female Connector

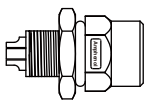 Rear Fastened Backshell: Hexagonal				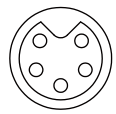
Type	3A/60V	3A/60V	3A/30V	1.5A/30V
Solder Pin	8A-02PFFS-SH7001	8A-03PFFS-SH7001	8A-04PFFS-SH7001	8A-05PFFS-SH7001

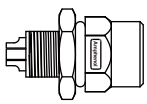 Rear Fastened Backshell: Hexagonal		Hybrid
Type	1.5A/30V	3A+1.5A/30V
Solder Pin	8A-06PFFS-SH7001	8H-05PFFS-SH7001

↘ Guided M8, G8 (Metal Nut) > Overmolded with Cable > Male Connector

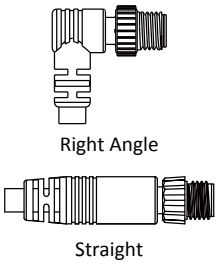 Right Angle Straight			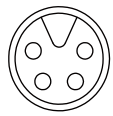	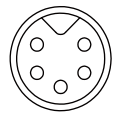
Type	3A/60V	3A/60V	3A/30V	1.5A/30V
With Strain Relief	8A-02AMMM-S 8 7XXX*	8A-03AMMM-S 8 7XXX*	8A-04AMMM-S 8 7XXX*	8A-05AMMM-S 8 7XXX*
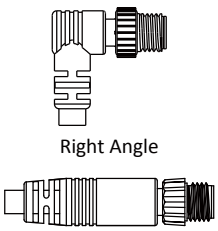 Right Angle Straight	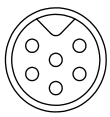	Hybrid		
Type	1.5A/30V	3A+1.5A/30V		
With Strain Relief	8A-06AMMM-S 8 7XXX*	8H-05AMMM-S 8 7XXX*		

8 Right Angle **(R)** or Straight **(L)**
* XXX: Choose the cable type and length:
- PVC: 1M **(A01)** / 2M **(A02)** / 5M **(A05)** / 10M **(A10)**
- PU: 1M **(B01)** / 2M **(B02)** / 5M **(B05)** / 10M **(B10)**

↘ Guided M8 (G8 / Metal Nut) > Overmolded with Cable > Female Connector

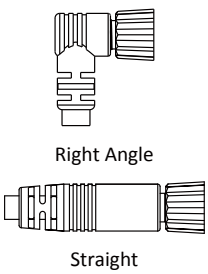 Right Angle Straight				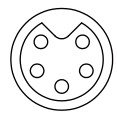
Type	3A/60V	3A/60V	3A/30V	1.5A/30V
With Strain Relief	8A-02AFFM-S 8 7XXX*	8A-03AFFM-S 8 7XXX*	8A-04AFFM-S 8 7XXX*	8A-05AFFM-S 8 7XXX*
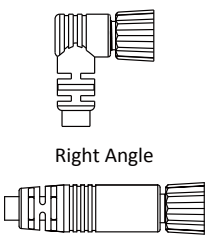 Right Angle Straight		Hybrid		
Type	1.5A/30V	3A+1.5A/30V		
With Strain Relief	8A-06AFFM-S 8 7XXX*	8H-05AFFM-S 8 7XXX*		

8 Right Angle **(R)** or Straight **(L)**
* XXX: Choose the cable type and length:
- PVC: 1M **(A01)** / 2M **(A02)** / 5M **(A05)** / 10M **(A10)**
- PU: 1M **(B01)** / 2M **(B02)** / 5M **(B05)** / 10M **(B10)**

【Note】Design and specification are subject to change without notice.

IP 65 . 67 . 68

Receptacle | Unmated
Overmolded with Cable | Mated
Field Installable | Mated

Guided M8, G8 (Plastic) > Receptacle > Male Connector

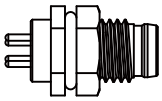 Front Fastened Backshell: Hexagonal			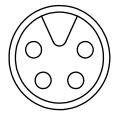	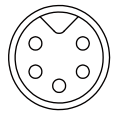
Type	3A/60V	3A/60V	3A/30V	1.5A/30V
PCB Pin (180°)	8AP-02PMMP-SF7001	8AP-03PMMP-SF7001	8AP-04PMMP-SF7001	8AP-05PMMP-SF7001
Solder Pin	8AP-02PMMS-SF7001	8AP-03PMMS-SF7001	8AP-04PMMS-SF7001	8AP-05PMMS-SF7001

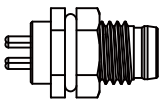 Front Fastened Backshell: Hexagonal	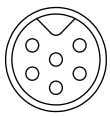	Hybrid
Type	1.5A/30V	3A+1.5A/30V
PCB Pin (180°)	8AP-06PMMP-SF7001	8HP-05PMMP-SF7001
Solder Pin	8AP-06PMMS-SF7001	8HP-05PMMS-SF7001

Guided M8, G8 (Plastic) > Overmolded with Cable > Male Connector

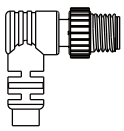 Right Angle 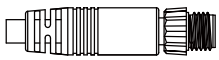 Straight			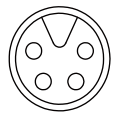	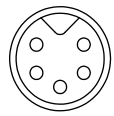
Type	3A/60V	3A/60V	3A/30V	1.5A/30V
With Strain Relief	8AP-02AMMM-S8 7XXX*	8AP-03AMMM-S8 7XXX*	8AP-04AMMM-S8 7XXX*	8AP-05AMMM-S8 7XXX*

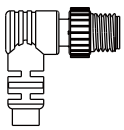 Right Angle 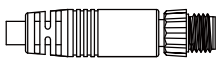 Straight	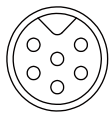	Hybrid
Type	1.5A/30V	3A+1.5A/30V
With Strain Relief	8AP-06AMMM-S8 7XXX*	8HP-05AMMM-S8 7XXX*

8 Right Angle **(R)** or Straight **(L)**
* XXX: Choose the cable type and length:
- PVC: 1M **(A01)** / 2M **(A02)** / 5M **(A05)** / 10M **(A10)**
- PU: 1M **(B01)** / 2M **(B02)** / 5M **(B05)** / 10M **(B10)**

⇲ Guided M8, G8 (Plastic) > Overmolded with Cable > Female Connector

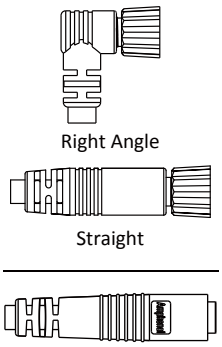 Right Angle / Straight / Snap-In				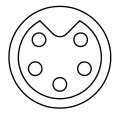
Type	3A/60V	3A/60V	3A/30V	1.5A/30V
With Strain Relief	8AP-02AFFM-S8 7XXX*	8AP-03AFFM-S8 7XXX*	8AP-04AFFM-S8 7XXX*	8AP-05AFFM-S8 7XXX*
	8AP-02AFFM-SL5XXX*	8AP-03AFFM-SL5XXX*	8AP-04AFFM-SL5XXX*	8AP-05AFFM-SL5XXX*

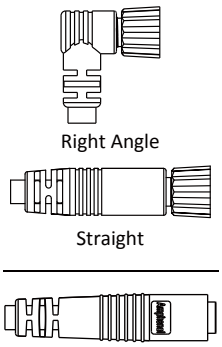 Right Angle / Straight / Snap-In	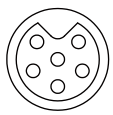	Hybrid
Type	1.5A/30V	3A+1.5A/30V
With Strain Relief	8AP-06AFFM-S8 7XXX*	8HP-05AFFM-S8 7XXX*
	8AP-06AFFM-SL5XXX*	8HP-05AFFM-SL5XXX*

8 Right Angle **(R)** or Straight **(L)**
* XXX: Choose the cable type and length:
- PVC: 1M **(A01)** / 2M **(A02)** / 5M **(A05)** / 10M **(A10)**
- PU: 1M **(B01)** / 2M **(B02)** / 5M **(B05)** / 10M **(B10)**

【Note】Design and specification are subject to change without notice.

IP 65 . 67 . 68

Receptacle | Unmated
Overmolded with Cable | Mated
Field Installable | Mated

⇲ M10.5 (Metal) > Receptacle > Male Connector

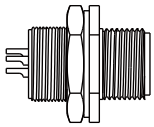 Rear Fastened Backshell: Hexagonal Backshell: Circular	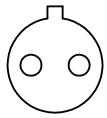	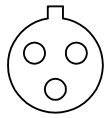	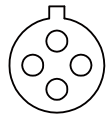	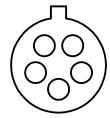
Type	2A/30V	2A/30V	2A/30V	2A/30V
Backshell: Hexagonal Solder Pin (180°)	105-02PMFS-SH7001	105-03PMFS-SH7001	105-04PMFS-SH7001	105-05PMFS-SH7001
Backshell: Circular Solder Pin (180°)	105-02PMFS-SC7001	105-03PMFS-SC7001	105-04PMFS-SC7001	105-05PMFS-SC7001

⇲ M10.5 (Metal) > Overmolded with Cable > Female Connector

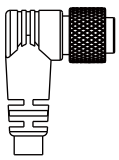 Right Angle 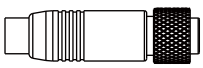 Straight			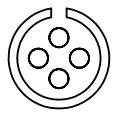	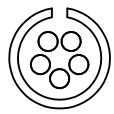
Type	2A/30V	2A/30V	2A/30V	2A/30V
With Strain Relief	105-02AFMM-S8 7AXXX*	105-03AFMM-S8 7AXXX*	105-04AFMM-S8 7AXXX*	105-05AFMM-S8 7AXXX*
Without Strain Relief	105-02BFMM-S8 7AXXX*	105-03BFMM-S8 7AXXX*	105-04BFMM-S8 7AXXX*	105-05BFMM-S8 7AXXX*

8 Right Angle **(R)** or Straight **(L)**
* XXX: Choose the cable type and length:
- PVC: 1M **(A01)** / 2M **(A02)** / 5M **(A05)** / 10M **(A10)**
- PU: 1M **(B01)** / 2M **(B02)** / 5M **(B05)** / 10M **(B10)**

⇲ M12 A-Coded (Shielded) > Receptacle > Male Connector

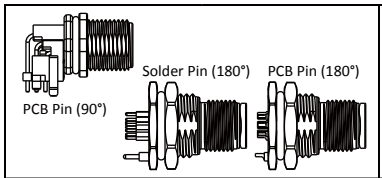

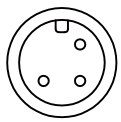
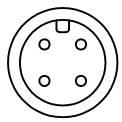
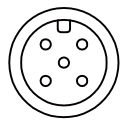
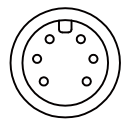

Type	Mounting Thread	4A/250V	4A/250V	4A/60V	2A / 30V
PCB Pin (180°)	PG9	MSAS-03PMMP-SF8001	MSAS-04PMMP-SF8001	MSAS-05PMMP-SF8001	MSAS-06PMMP-SF8001
	M16.0	MSAS-03PMMP-SF8002	MSAS-04PMMP-SF8002	MSAS-05PMMP-SF8002	MSAS-06PMMP-SF8002
PCB Pin (90°)	M12	MSAS-03PMMR-SF7003	MSAS-04PMMR-SF7003	MSAS-05PMMR-SF7003	-
Solder Pin (180°)	PG9	MSAS-03PMMS-SF8001	MSAS-04PMMS-SF8001	MSAS-05PMMS-SF8001	MSAS-06PMMS-SF8001
	M16.0	MSAS-03PMMS-SF8002	MSAS-04PMMS-SF8002	MSAS-05PMMS-SF8002	MSAS-06PMMS-SF8002

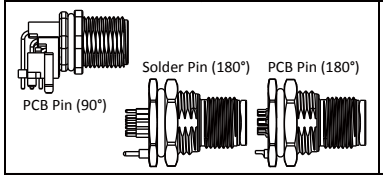

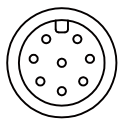
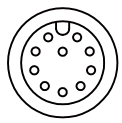
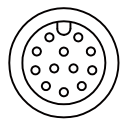

Type	Mounting Thread	2A / 30V	1.5A / 30V	1.5A / 30V
PCB Pin (180°)	PG9	MSAS-08PMMP-SF8001	MSAS-10PMMP-SF8001	MSAS-12PMMP-SF8001
	M16.0	MSAS-08PMMP-SF8002	MSAS-10PMMP-SF8002	MSAS-12PMMP-SF8002
PCB Pin (90°)	M12	MSAS-08PMMR-SF7003	-	-
Solder Pin (180°)	PG9	MSAS-08PMMS-SF8001	MSAS-10PMMS-SF8001	MSAS-12PMMS-SF8001
	M16.0	MSAS-08PMMS-SF8002	MSAS-10PMMS-SF8002	MSAS-12PMMS-SF8002

⇲ M12 A-Coded (Shielded) > Receptacle > Female Connector

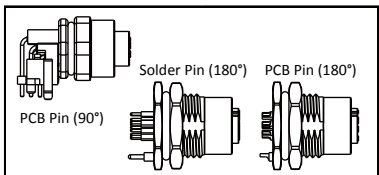

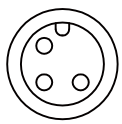
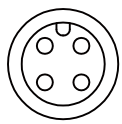
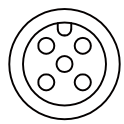
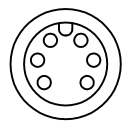

Type	Mounting Thread	4A/250V	4A/250V	4A/60V	2A / 30V
PCB Pin (180°)	PG9	MSAS-03PFFP-SF8001	MSAS-04PFFP-SF8001	MSAS-05PFFP-SF8001	MSAS-06PFFP-SF8001
	M16.0	MSAS-03PFFP-SF8002	MSAS-04PFFP-SF8002	MSAS-05PFFP-SF8002	MSAS-06PFFP-SF8002
PCB Pin (90°)	M12	MSAS-03PFFR-SF7003	MSAS-04PFFR-SF7003	MSAS-05PFFR-SF7003	-
Solder Pin (180°)	PG9	MSAS-03PFFS-SF8001	MSAS-04PFFS-SF8001	MSAS-05PFFS-SF8001	MSAS-06PFFS-SF8001
	M16.0	MSAS-03PFFS-SF8002	MSAS-04PFFS-SF8002	MSAS-05PFFS-SF8002	MSAS-06PFFS-SF8002

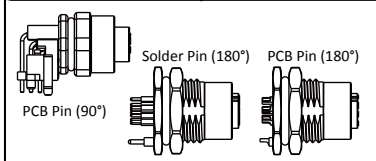

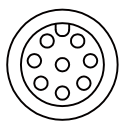
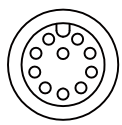
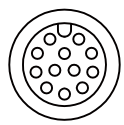

Type	Mounting Thread	2A / 30V	1.5A / 30V	1.5A / 30V
PCB Pin (180°)	PG9	MSAS-08PFFP-SF8001	MSAS-10PFFP-SF8001	MSAS-12PFFP-SF8001
	M16.0	MSAS-08PFFP-SF8002	MSAS-10PFFP-SF8002	MSAS-12PFFP-SF8002
PCB Pin (90°)	M12	MSAS-08PFFR-SF7003	-	-
Solder Pin (180°)	PG9	MSAS-08PFFS-SF8001	MSAS-10PFFS-SF8001	MSAS-12PFFS-SF8001
	M16.0	MSAS-08PFFS-SF8002	MSAS-10PFFS-SF8002	MSAS-12PFFS-SF8002

【Note】Design and specification are subject to change without notice.

IP 65 . 67 . 68

Receptacle | Unmated
Overmolded with Cable | Mated
Field Installable | Mated

M12 A-Coded (Shielded) > Overmolded with Cable > Male Connector

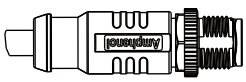 Straight	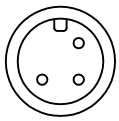	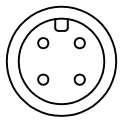	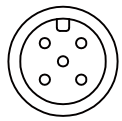	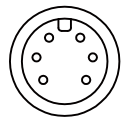
Type	4A/250V	4A/250V	4A/60V	2A / 30V
Without Strain Relief	MSAS-03BMMM-SL8XXX*	MSAS-04BMMM-SL8XXX*	MSAS-05BMMM-SL8XXX*	MSAS-06BMMM-SL8XXX*
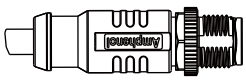 Straight	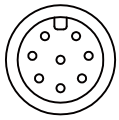	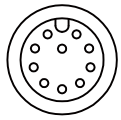	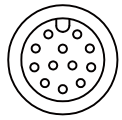	
Type	2A/30V	1.5A/30V	1.5A/30V	
Without Strain Relief	MSAS-08BMMM-SL8XXX*	MSAS-10BMMM-SL8XXX*	MSAS-12BMMM-SL8XXX*	

* XXX: Choose the cable type and length:
- PU(UL20549 Black): 1M **(B01)** / 2M **(B02)** / 5M **(B05)** / 10M **(B10)**
- PVC(UL2517 Black): 1M **(D01)** / 2M **(D02)** / 5M **(D05)** / 10M **(D10)**

M12 A-Coded (Shielded) > Overmolded with Cable > Female Connector

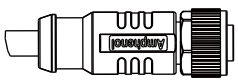 Straight	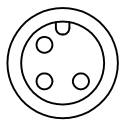	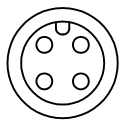	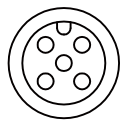	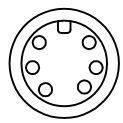
Type	4A/250V	4A/250V	4A/60V	2A / 30V
Without Strain Relief	MSAS-03BFFM-SL8XXX*	MSAS-04BBFFM-SL8XXX*	MSAS-05BFFM-SL8XXX*	MSAS-06BFFM-SL8XXX*
Straight	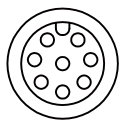	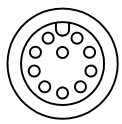	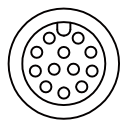	
Type	2A/30V	1.5A/30V	1.5A/30V	
Without Strain Relief	MSAS-08BFFM-SL8XXX*	MSAS-10BFFM-SL8XXX*	MSAS-12BFFM-SL8XXX*	

* XXX: Choose the cable type and length:
- PU(UL20549 Black): 1M **(B01)** / 2M **(B02)** / 5M **(B05)** / 10M **(B10)**
- PVC(UL2517 Black): 1M **(D01)** / 2M **(D02)** / 5M **(D05)** / 10M **(D10)**

⇲ M12 A-Coded (Shielded) > Field Installable > Male Connector

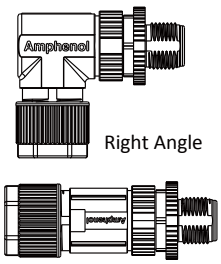		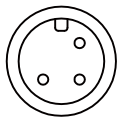	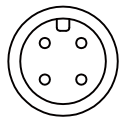	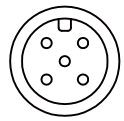	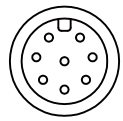
Type	Contact Type	4A/250V	4A/250V	4A/60V	2A / 30V
Without Strain Relief	Screw Type	MSAS-03BMMB-S8 7001	MSAS-04BMMB-S8 7001	MSAS-05BMMB-S8 7001	MSAS-08BMMB-S8 7001
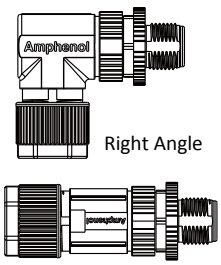		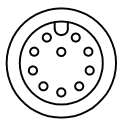	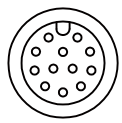		
Type	Contact Type	1.5A / 30V	1.5A / 30V		
Without Strain Relief	Screw Type	MSAS-10BMMB-S8 7001	MSAS-12BMMB-S8 7001		

8 Right Angle **(R)** or Straight **(L)**

【Note】Design and specification are subject to change without notice.

IP 65 . 67 . 68

Receptacle | Unmated
Overmolded with Cable | Mated
Field Installable | Mated

↘ M12 A-Coded (Shielded) > Field Installable > Female Connector

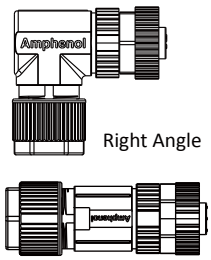		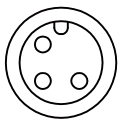	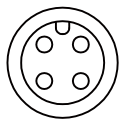	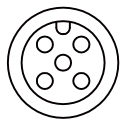	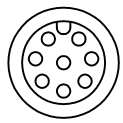
Type	Contact Type	4A/250V	4A/250V	4A/60V	2A/30V
Without Strain Relief	Screw Type	MSAS-03BFFB-S8 7001	MSAS-04BFFB-S8 7001	MSAS-05BFFB-S8 7001	MSAS-08BFFB-S8 7001
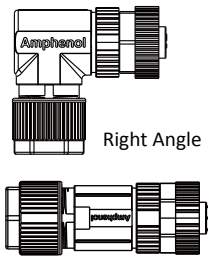		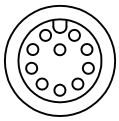	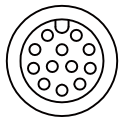		
Type	Contact Type	1.5A/30V	1.5A/30V		
Without Strain Relief	Screw Type	MSAS-10BFFB-S8 7001	MSAS-12BFFB-S8 7001		

8 Right Angle **(R)** or Straight **(L)**

↘ M12 A-Coded (Metal Nut) > Receptacle > Male Connector

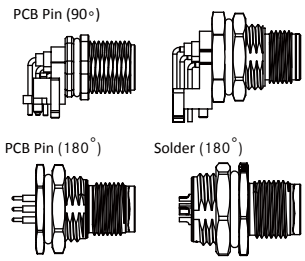

Backshell: Hexagonal

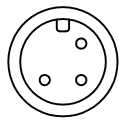
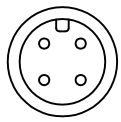
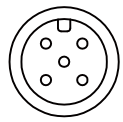
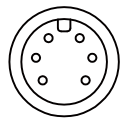

Type	Mounting Thread	4A/250V	4A/250V	4A/60V	2A / 30V
PCB Pin (180°)	PG9	M12A-03PMMP-SF8001	M12A-04PMMP-SF8001	M12A-05PMMP-SF8001	M12A-06PMMP-SF8001
	M16.0	M12A-03PMMP-SF8002	M12A-04PMMP-SF8002	M12A-05PMMP-SF8002	M12A-06PMMP-SF8002
PCB Pin (90°)	M12	M12A-03PMMR-SF7003	M12A-04PMMR-SF7003	M12A-05PMMR-SF7003	-
	PG9	M12A-03PMMR-SF8001	M12A-04PMMR-SF8001	M12A-05PMMR-SF8001	-
	M16.0	M12A-03PMMR-SF8002	M12A-04PMMR-SF8002	M12A-05PMMR-SF8002	-
Solder Pin (180°)	PG9	M12A-03PMMS-S(8)8001	M12A-04PMMS-S(8)8001	M12A-05PMMS-S(8)8001	M12A-06PMMS-S(8)8001
	M16.0	M12A-03PMMS-S(8)8002	M12A-04PMMS-S(8)8002	M12A-05PMMS-S(8)8002	M12A-06PMMS-S(8)8002

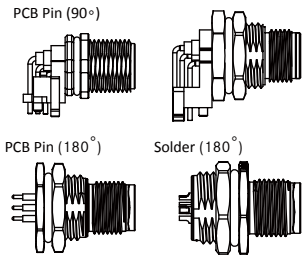

Backshell: Hexagonal

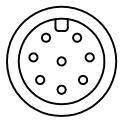
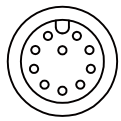
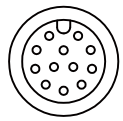

Type	Mounting Thread	2A / 30V	1.5A / 30V	1.5A / 30V
PCB Pin (180°)	PG9	M12A-08PMMP-SF8001	M12A-10PMMP-SF8001	M12A-12PMMP-SF8001
	M16.0	M12A-08PMMP-SF8002	M12A-10PMMP-SF8002	M12A-12PMMP-SF8002
PCB Pin (90°)	M12	M12A-08PMMR-SF7003	-	-
	PG9	-	-	-
	M16.0	-	-	-
Solder Pin (180°)	PG9	M12A-08PMMS-S(8)8001	M12A-10PMMS-S(8)8001	M12A-12PMMS-S(8)8001
	M16.0	M12A-08PMMS-S(8)8002	M12A-10PMMS-S(8)8002	M12A-12PMMS-S(8)8002

(8) Front Fastened **(F)** or Rear Fastened **(H)**

IP 65 . 67 . 68

Receptacle I Unmated
Overmolded with Cable I Mated
Field Installable I Mated

M12 A-Coded (Metal Nut) > Receptacle > Female Connector

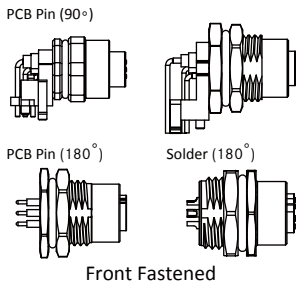

Backshell: Hexagonal

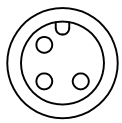
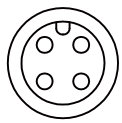
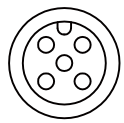
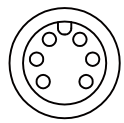

Type	Mounting Thread	4A/250V	4A/250V	4A/60V	2A / 30V
PCB Pin (180°)	PG9	M12A-03PFFP-SF8001	M12A-04PFFP-SF8001	M12A-05PFFP-SF8001	M12A-06PFFP-SF8001
	M16.0	M12A-03PFFP-SF8002	M12A-04PFFP-SF8002	M12A-05PFFP-SF8002	M12A-06PFFP-SF8002
PCB Pin (90°)	M12	M12A-03PFFR-SF7003	M12A-04PFFR-SF7003	M12A-05PFFR-SF7003	-
	PG9	M12A-03PFFR-SF8001	M12A-04PFFR-SF8001	M12A-05PFFR-SF8001	-
	M16.0	M12A-03PFFR-SF8002	M12A-04PFFR-SF8002	M12A-05PFFR-SF8002	-
Solder Pin (180°)	PG9	M12A-03PFFS-S(8)8001	M12A-04PFFS-S(8)8001	M12A-05PFFS-S(8)8001	M12A-06PFFS-S(8)8001
	M16.0	M12A-03PFFS-S(8)8002	M12A-04PFFS-S(8)8002	M12A-05PFFS-S(8)8002	M12A-06PFFS-S(8)8002

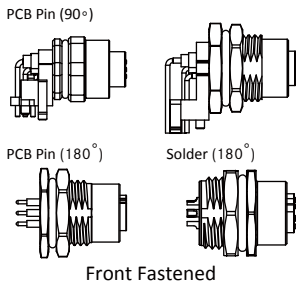

Backshell: Hexagonal

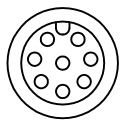
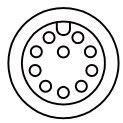
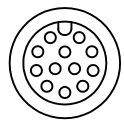

Type	Mounting Thread	2A / 30V	1.5A / 30V	1.5A / 30V
PCB Pin (180°)	PG9	M12A-08PFFP-SF8001	M12A-10PFFP-SF8001	M12A-12PFFP-SF8001
	M16.0	M12A-08PFFP-SF8002	M12A-10PFFP-SF8002	M12A-12PFFP-SF8002
PCB Pin (90°)	M12	M12A-08PFFR-SF7003	-	-
	PG9	-	-	-
	M16.0	-	-	-
Solder Pin (180°)	PG9	M12A-08PFFS-S(8)8001	M12A-10PFFS-S(8)8001	M12A-12PFFS-S(8)8001
	M16.0	M12A-08PFFS-S(8)8002	M12A-10PFFS-S(8)8002	M12A-12PFFS-S(8)8002

(8) Front Fastened **(F)** or Rear Fastened **(H)**

⇲ M12 A-Coded (Metal Nut) > Receptacle with Wire Harness > Male Connector

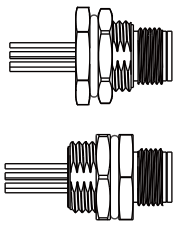

Backshell: Hexagonal

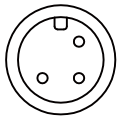
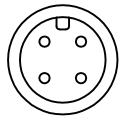
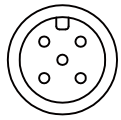
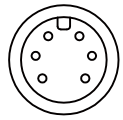

Wire Length (UL1007)*	Mounting Thread	4A/250V	4A/250V	4A/60V	2A / 30V
150mm	PG9	M12A-03PMMC-S⑧8B15	M12A-04PMMC-S⑧8B15	M12A-05PMMC-S⑧8B15	M12A-06PMMS-S⑧8B15
	M16.0	M12A-03PMMC-S⑧8C15	M12A-04PMMC-S⑧8C15	M12A-05PMMC-S⑧8C15	M12A-06PMMS-S⑧8C15
300mm	PG9	M12A-03PMMC-S⑧8B30	M12A-04PMMC-S⑧8B30	M12A-05PMMC-S⑧8B30	M12A-06PMMS-S⑧8B30
	M16.0	M12A-03PMMC-S⑧8C30	M12A-04PMMC-S⑧8C30	M12A-05PMMC-S⑧8C30	M12A-06PMMS-S⑧8C30
500mm	PG9	M12A-03PMMC-S⑧8B50	M12A-04PMMC-S⑧8B50	M12A-05PMMC-S⑧8B50	M12A-06PMMS-S⑧8B50
	M16.0	M12A-03PMMC-S⑧8C50	M12A-04PMMC-S⑧8C50	M12A-05PMMC-S⑧8C50	M12A-06PMMS-S⑧8C50
1000mm	PG9	M12A-03PMMC-S⑧8BA0	M12A-04PMMC-S⑧8BA0	M12A-05PMMC-S⑧8BA0	M12A-06PMMS-S⑧8BA0
	M16.0	M12A-03PMMC-S⑧8CA0	M12A-04PMMC-S⑧8CA0	M12A-05PMMC-S⑧8CA0	M12A-06PMMS-S⑧8CA0
1500mm	PG9	M12A-03PMMC-S⑧8BA5	M12A-04PMMC-S⑧8BA5	M12A-05PMMC-S⑧8BA5	M12A-06PMMS-S⑧8BA5
	M16.0	M12A-03PMMC-S⑧8CA5	M12A-04PMMC-S⑧8CA5	M12A-05PMMC-S⑧8CA5	M12A-06PMMS-S⑧8CA5

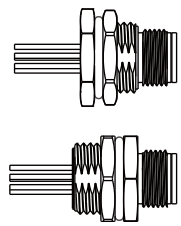

Backshell: Hexagonal

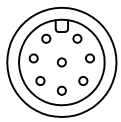
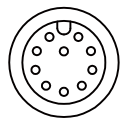
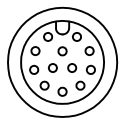

Wire Length (UL1007)*	Mounting Thread	2A / 30V	1.5A / 30V	1.5A / 30V
150mm	PG9	M12A-08PMMS-S⑧8B15	M12A-10PMMS-S⑧8B15	M12A-12PMMS-S⑧8B15
	M16.0	M12A-08PMMS-S⑧8C15	M12A-10PMMS-S⑧8C15	M12A-12PMMS-S⑧8C15
300mm	PG9	M12A-08PMMS-S⑧8B30	M12A-10PMMS-S⑧8B30	M12A-12PMMS-S⑧8B30
	M16.0	M12A-08PMMS-S⑧8C30	M12A-10PMMS-S⑧8C30	M12A-12PMMS-S⑧8C30
500mm	PG9	M12A-08PMMS-S⑧8B50	M12A-10PMMS-S⑧8B50	M12A-12PMMS-S⑧8B50
	M16.0	M12A-08PMMS-S⑧8C50	M12A-10PMMS-S⑧8C50	M12A-12PMMS-S⑧8C50
1000mm	PG9	M12A-08PMMS-S⑧8BA0	M12A-10PMMS-S⑧8BA0	M12A-12PMMS-S⑧8BA0
	M16.0	M12A-08PMMS-S⑧8CA0	M12A-10PMMS-S⑧8CA0	M12A-12PMMS-S⑧8CA0
1500mm	PG9	M12A-08PMMS-S⑧8BA5	M12A-10PMMS-S⑧8BA5	M12A-12PMMS-S⑧8BA5
	M16.0	M12A-08PMMS-S⑧8CA5	M12A-10PMMS-S⑧8CA5	M12A-12PMMS-S⑧8CA5

⑧ Front Fastened **(F)** or Rear Fastened **(H)**

* Other wire types are available upon request.

【Note】Design and specification are subject to change without notice.

IP 65 . 67 . 68

Receptacle I Unmated
Overmolded with Cable I Mated
Field Installable I Mated

M12 A-Coded (Metal Nut) > Receptacle with Wire Harness > Female Connector

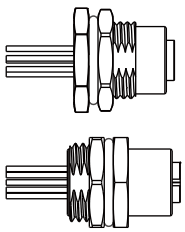 Backshell: Hexagonal		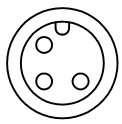	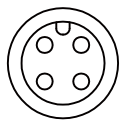	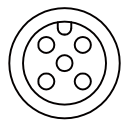	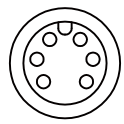
Wire Length (UL1007)*	Mounting Thread	4A/250V	4A/250V	4A/60V	2A / 30V
150mm	PG9	M12A-03PFFC-S(8)8B15	M12A-04PFFC-S(8)8B15	M12A-05PFFC-S(8)8B15	M12A-06PFFS-S(8)8B15
	M16.0	M12A-03PFFC-S(8)8C15	M12A-04PFFC-S(8)8C15	M12A-05PFFC-S(8)8C15	M12A-06PFFS-S(8)8C15
300mm	PG9	M12A-03PFFC-S(8)8B30	M12A-04PFFC-S(8)8B30	M12A-05PFFC-S(8)8B30	M12A-06PFFS-S(8)8B30
	M16.0	M12A-03PFFC-S(8)8C30	M12A-04PFFC-S(8)8C30	M12A-05PFFC-S(8)8C30	M12A-06PFFS-S(8)8C30
500mm	PG9	M12A-03PFFC-S(8)8B50	M12A-04PFFC-S(8)8B50	M12A-05PFFC-S(8)8B50	M12A-06PFFS-S(8)8B50
	M16.0	M12A-03PFFC-S(8)8C50	M12A-04PFFC-S(8)8C50	M12A-05PFFC-S(8)8C50	M12A-06PFFS-S(8)8C50
1000mm	PG9	M12A-03PFFC-S(8)8BA0	M12A-04PFFC-S(8)8BA0	M12A-05PFFC-S(8)8BA0	M12A-06PFFS-S(8)8BA0
	M16.0	M12A-03PFFC-S(8)8CA0	M12A-04PFFC-S(8)8CA0	M12A-05PFFC-S(8)8CA0	M12A-06PFFS-S(8)8CA0
1500mm	PG9	M12A-03PFFC-S(8)8BA5	M12A-04PFFC-S(8)8BA5	M12A-05PFFC-S(8)8BA5	M12A-06PFFS-S(8)8BA5
	M16.0	M12A-03PFFC-S(8)8CA5	M12A-04PFFC-S(8)8CA5	M12A-05PFFC-S(8)8CA5	M12A-06PFFS-S(8)8CA5

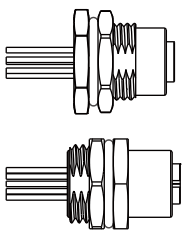 Backshell: Hexagonal		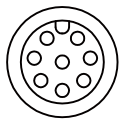	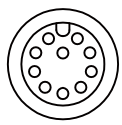	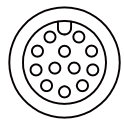
Wire Length (UL1007)*	Mounting Thread	2A / 30V	1.5A / 30V	1.5A / 30V
150mm	PG9	M12A-08PFFS-S(8)8B15	M12A-10PFFS-S(8)8B15	M12A-12PFFS-S (8)8B15
	M16.0	M12A-08PFFS-S(8)8C15	M12A-10PFFS-S(8)8C15	M12A-12PFFS-S (8)8C15
300mm	PG9	M12A-08PFFS-S(8)8B30	M12A-10PFFS-S(8)8B30	M12A-12PFFS-S (8)8B30
	M16.0	M12A-08PFFS-S(8)8C30	M12A-10PFFS-S(8)8C30	M12A-12PFFS-S (8)8C30
500mm	PG9	M12A-08PFFS-S(8)8B50	M12A-10PFFS-S(8)8B50	M12A-12PFFS-S (8)8B50
	M16.0	M12A-08PFFS-S(8)8C50	M12A-10PFFS-S(8)8C50	M12A-12PFFS-S (8)8C50
1000mm	PG9	M12A-08PFFS-S(8)8BA0	M12A-10PFFS-S(8)8BA0	M12A-12PFFS-S (8)8BA0
	M16.0	M12A-08PFFS-S(8)8CA0	M12A-10PFFS-S(8)8CA0	M12A-12PFFS-S (8)8CA0
1500mm	PG9	M12A-08PFFS-S(8)8BA5	M12A-10PFFS-S(8)8BA5	M12A-12PFFS-S (8)8BA5
	M16.0	M12A-08PFFS-S(8)8CA5	M12A-10PFFS-S(8)8CA5	M12A-12PFFS-S (8)8CA5

(8) Front Fastened **(F)** or Rear Fastened **(H)**

⇲ M12 A-Coded (Metal Nut) > Overmolded with Cable > Male Connector

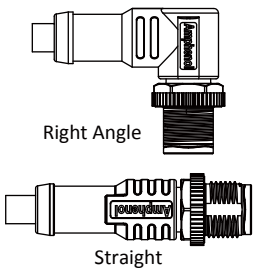	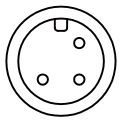	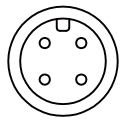	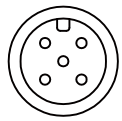	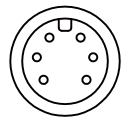
Type	4A/250V	4A/250V	4A/60V	2A / 30V
Without Strain Relief	M12A-03BMMM-S ❽ 8XXX*	M12A-04BMMM-S ❽ 8XXX*	M12A-05BMMM-S ❽ 8XXX*	M12A-06BMMM-S ❽ 8XXX*
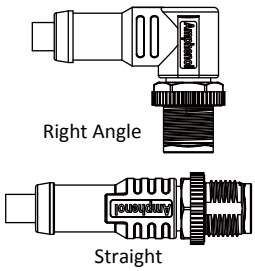	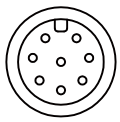	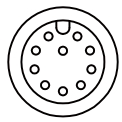	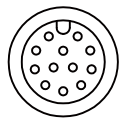	
Type	4A/250V	4A/250V	4A/60V	
Without Strain Relief	M12A-08BMMM-S ❽ 8XXX*	M12A-10BMMM-S ❽ 8XXX*	M12A-12BMMM-S ❽ 8XXX*	

❽ Straight **(L)** or Right Angle **(R)**

* XXX: Choose the cable type and length:
- PVC(UL2517 Yellow): 1M **(A01)** / 2M **(A02)** / 5M **(A05)** / 10M **(A10)**
- PU(UL20549 Black): 1M **(B01)** / 2M **(B02)** / 5M **(B05)** / 10M **(B10)**
- PVC(UL2517 Black): 1M **(D01)** / 2M **(D02)** / 5M **(D05)** / 10M **(D10)**

【Note】Design and specification are subject to change without notice.

IP 65 . 67 . 68

Receptacle I Unmated
Overmolded with Cable I Mated
Field Installable I Mated

↘ M12 A-Coded (Metal Nut) > Overmolded with Cable > Female Connector

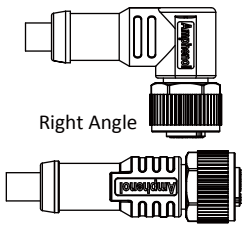	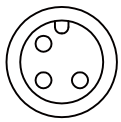	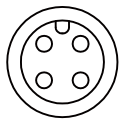	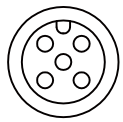	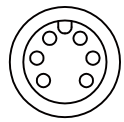
Type	4A/250V	4A/250V	4A/60V	2A / 30V
Without Strain Relief	M12A-03BFFM-S ❽ 8XXX*	M12A-04BFFM-S ❽ 8XXX*	M12A-05BFFM-S ❽ 8XXX*	M12A-06BFFM-S ❽ 8XXX*
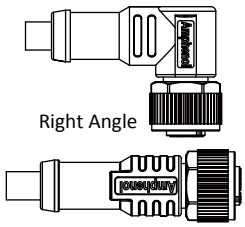	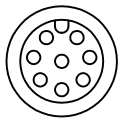	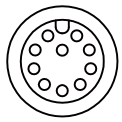	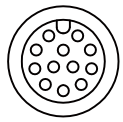	
Type	4A/250V	4A/250V	4A/60V	
Without Strain Relief	M12A-08BFFM-S ❽ 8XXX*	M12A-10BFFM-S ❽ 8XXX*	M12A-12BFFM-S ❽ 8XXX*	

❽ Straight **(L)** or Right Angle **(R)**

* XXX: Choose the cable type and length:
- PVC(UL2517 Yellow): 1M **(A01)** / 2M **(A02)** / 5M **(A05)** / 10M **(A10)**
- PU(UL20549 Black): 1M **(B01)** / 2M **(B02)** / 5M **(B05)** / 10M **(B10)**
- PVC(UL2517 Black): 1M **(D01)** / 2M **(D02)** / 5M **(D05)** / 10M **(D10)**

↘ M12 A-Coded (Metal Nut) > Field Installable > Male Connector

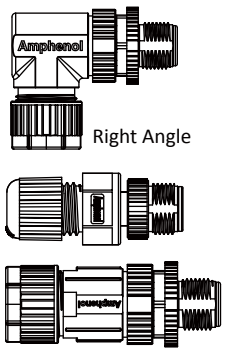		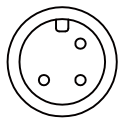	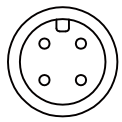	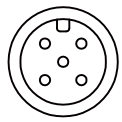	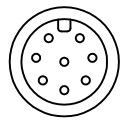
Type	Contact Type	4A/250V	4A/250V	4A/60V	2A / 30V
Without Strain Relief	Solder Type	12-03BMMA-SL8001	12-04BMMA-SL8001	12-05BMMA-SL8001	12-08BMMA-SL8001
	Screw Type	M12A-03BMMB-S 8 7001	M12A-04BMMB-S 8 7001	M12A-05BMMB-S 8 7001	M12A-08BMMB-S 8 7001

8 Straight **(L)** or Right Angle **(R)**

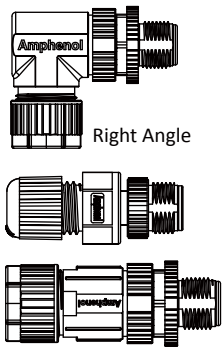		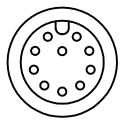	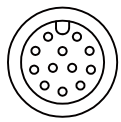
Type	Contact Type	1.5A / 30V	1.5A / 30V
Without Strain Relief	Solder Type	M12A-10BMMA-S 8 7001	M12A-12BMMA-S 8 7001
	Screw Type	-	-

【Note】Design and specification are subject to change without notice.

IP 65 . 67 . 68

Receptacle I Unmated
Overmolded with Cable I Mated
Field Installable I Mated

↘ M12 A-Coded (Metal Nut) > Field Installable > Female Connector

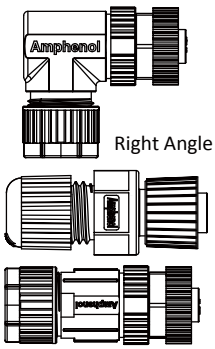

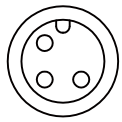

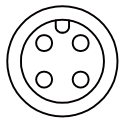

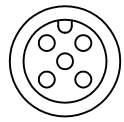

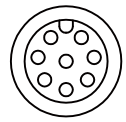

Type	Contact Type	4A/250V	4A/250V	4A/60V	2A / 30V
Without Strain Relief	Solder Type	12-03BFFA-SL8001	12-04BFFA-SL8001	12-05BFFA-SL8001	12-08BFFA-SL8001
	Screw Type	M12A-03BFFB-S ⑧7001	M12A-04BFFB-S ⑧7001	M12A-05BFFB-S ⑧7001	M12A-08BFFB-S ⑧7001

⑧ Straight **(L)** or Right Angle **(R)**

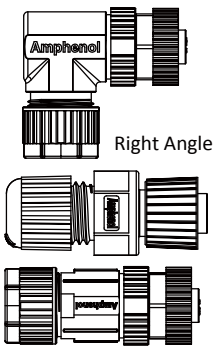

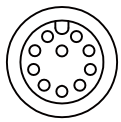

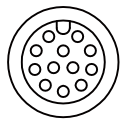

Type	Contact Type	1.5A / 30V	1.5A / 30V
Without Strain Relief	Solder Type	M12A-10BFFA-S ⑧7001	M12A-12BFFA-S ⑧7001
	Screw Type	-	-

↘ M12 A-Coded (Plastic) > Receptacle > Male Connector > Front Fastened

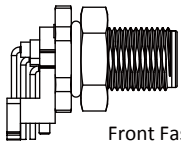 Front Fastened Backshell: Hexagonal		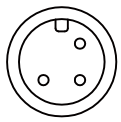	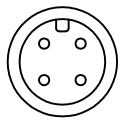	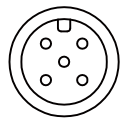
Type	Mounting Thread	4A/250V	4A/250V	4A/60V
Solder Pin (90°)	M12	MSAP-03PMMR-SF8003	MSAP-04PMMR-SF8003	MSAP-05PMMR-SF8003

↘ M12 A-Coded (Plastic) > Receptacle > Female Connector

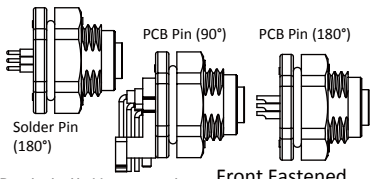 Front Fastened Backshell: Hexagonal		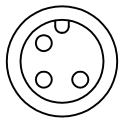	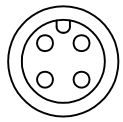	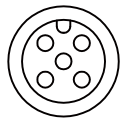	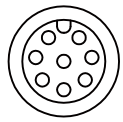
Type	Mounting Thread	4A/250V	4A/250V	4A/60V	2A / 30V
PCB Pin (180°)	M16.0	MSAP-03PFFP-SF8002	MSAP-04PFFP-SF8002	MSAP-05PFFP-SF8002	MSAP-08PFFP-SF8002
PCB Pin (90°)	M16.0	MSAP-03PFFR-SF8002	MSAP-04PFFR-SF8002	MSAP-05PFFR-SF8002	-
Solder Pin (180°)	M16.0	MSAP-03PFFS-SF8002	MSAP-04PFFS-SF8002	MSAP-05PFFS-SF8002	MSAP-08PFFS-SF8002

↘ M12 A-Coded (Plastic) > Overmolded with Cable > Male Connector

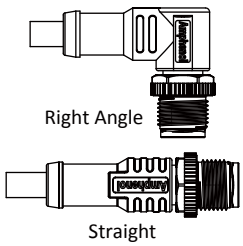	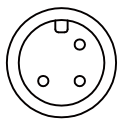	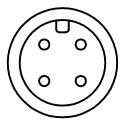	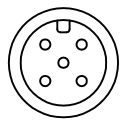	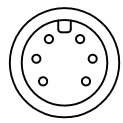
Type	4A/250V	4A/250V	4A/60V	2A/30V
Without Strain Relief	MSAP-03BMMM-S8 8XXX*	MSAP-04BMMM-S8 8XXX*	MSAP-05BMMM-S8 8XXX*	MSAP-06BMMM-S8 8XXX*
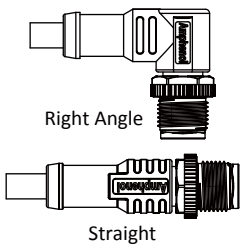	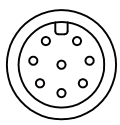	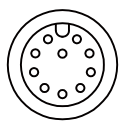	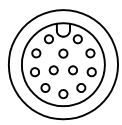	
Type	2A/30V	1.5A/30V	1.5A/30V	
Without Strain Relief	MSAP-08BMMM-S8 8XXX*	MSAP-10BMMM-S8 8XXX*	MSAP-12BMMM-S8 8XXX*	

8 Right Angle **(R)** or Straight **(L)**

* XXX: Choose the cable type and length:
- PU(UL20549 Black): 1M **(B01)** / 2M **(B02)** / 5M **(B05)** / 10M **(B10)**
- PVC(UL2517 Black): 1M **(D01)** / 2M **(D02)** / 5M **(D05)** / 10M **(D10)**

【Note】Design and specification are subject to change without notice.

IP 65 . 67 . 68

Receptacle I Unmated
Overmolded with Cable I Mated
Field Installable I Mated

↘ M12 A-Coded (Plastic) > Overmolded with Cable > Female Connector

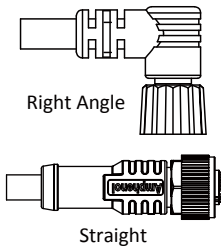	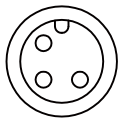	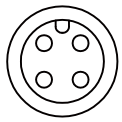	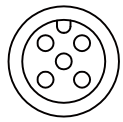	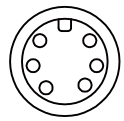
Type	4A/250V	4A/250V	4A/60V	2A/30V
Without Strain Relief	MSAP-03BFFM-S 8 8XXX*	MSAP-04BFFM-S 8 8XXX*	MSAP-05BFFM-S 8 8XXX*	MSAP-06BFFM-S 8 8XXX*
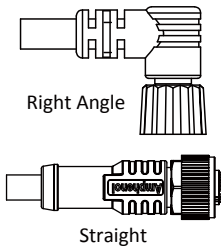	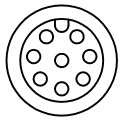	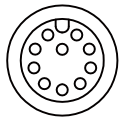	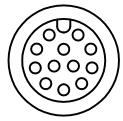	
Type	2A/30V	1.5A/30V	1.5A/30V	
Without Strain Relief	MSAP-08BFFM-S 8 8XXX*	MSAP-10BFFM-S 8 8XXX*	MSAP-12BFFM-S 8 8XXX*	

8 Right Angle **(R)** or Straight **(L)**
* XXX: Choose the cable type and length:
- PU(UL20549 Black): 1M **(B01)** / 2M **(B02)** / 5M **(B05)** / 10M **(B10)**
- PVC(UL2517 Black): 1M **(D01)** / 2M **(D02)** / 5M **(D05)** / 10M **(D10)**

⇲ M12 A-Coded (Plastic) > Field Installable > Male Connector

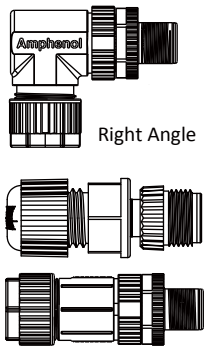		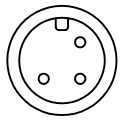	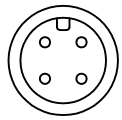	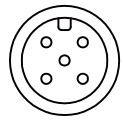	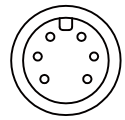
Type	Contact Type	4A/250V	4A/250V	4A/60V	2A/30V
Without Strain Relief	Solder Type	12P-03BMMA-SL8001	12P-04BMMA-SL8001	12P-05BMMA-SL8001	_
	Screw Type	MSAP-03BMMB-S8 7001	MSAP-04BMMB-S8 7001	MSAP-05BMMB-S8 7001	_
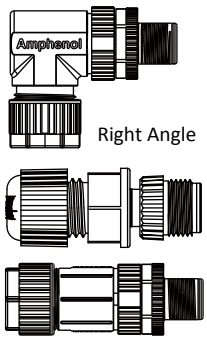		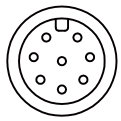	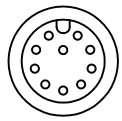	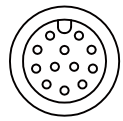	
Type	Contact Type	2A/30V	1.5A/30V	1.5A/30V	
Without Strain Relief	Solder Type	12P-08BMMA-SL8001	MSAP-10BMMA-S8 7001	MSAP-12BMMA-S8 7001	
	Screw Type	MSAP-08BMMB-S8 7001	_	_	

8 Right Angle **(R)** or Straight **(L)**

【Note】Design and specification are subject to change without notice.

IP 65 . 67 . 68

Receptacle I Unmated
Overmolded with Cable I Mated
Field Installable I Mated

↘ M12 A-Coded (Plastic) > Field Installable > Female Connector

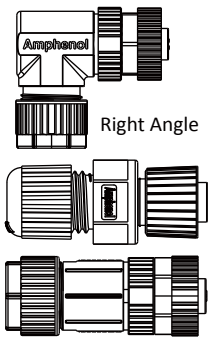		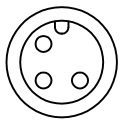	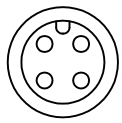	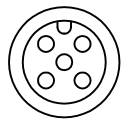	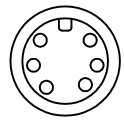
Type	Contact Type	4A/250V	4A/250V	4A/60V	2A/30V
Without Strain Relief	Solder Type	12P-03BFFA-SL8001	12P-04BFFA-SL8001	12P-05BFFA-SL8001	_
	Screw Type	MSAP-03BFFB-S 8 7001	MSAP-04BFFB-S 8 7001	MSAP-05BFFB-S 8 7001	_

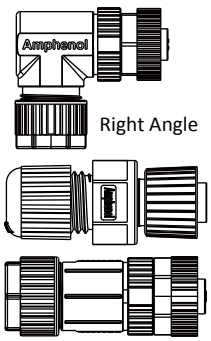		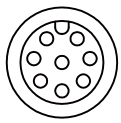	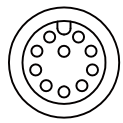	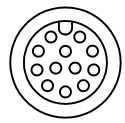
Type	Contact Type	2A/30V	1.5A/30V	1.5A/30V
Without Strain Relief	Solder Type	12P-08BFFA-SL8001	MSAP-10BFFA-S 8 7001	MSAP-12BFFA-S 8 7001
	Screw Type	MSAP-08BFFB-S 8 7001	_	_

8 Right Angle **(R)** or Straight **(L)**

⇲ M12 B-Coded (Shielded) > Receptacle > Male Connector

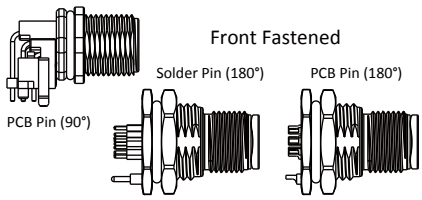

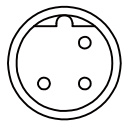

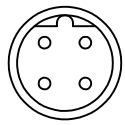

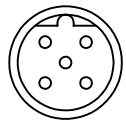

Type	Mounting Thread	4A/250V	4A/250V	4A/60V
PCB Pin (180°)	PG9	MSBS-03PMMP-SF8001	MSBS-04PMMP-SF8001	MSBS-05PMMP-SF8001
	M16.0	MSBS-03PMMP-SF8002	MSBS-04PMMP-SF8002	MSBS-05PMMP-SF8002
PCB Pin (90°)	M12	-	-	MSBS-05PMMR-SF7003
Solder Pin (180°)	PG9	MSBS-03PMMS-SF8001	MSBS-04PMMS-SF8001	MSBS-05PMMS-SF8001
	M16.0	MSBS-03PMMS-SF8002	MSBS-04PMMS-SF8002	MSBS-05PMMS-SF8002

⇲ M12 B-Coded (Shielded) > Receptacle > Female Connector

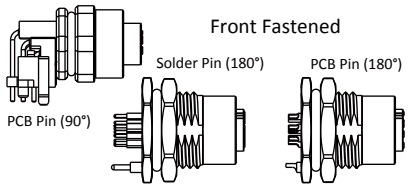

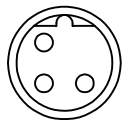

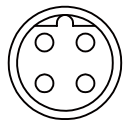

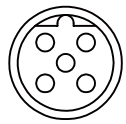

Type	Mounting Thread	4A/250V	4A/250V	4A/60V
PCB Pin (180°)	PG9	MSBS-03PFFP-SF8001	MSBS-04PFFP-SF8001	MSBS-05PFFP-SF8001
	M16.0	MSBS-03PFFP-SF8002	MSBS-04PFFP-SF8002	MSBS-05PFFP-SF8002
PCB Pin (90°)	M12	-	-	MSBS-05PFFR-SF7003
Solder Pin (180°)	PG9	MSBS-03PFFS-SF8001	MSBS-04PFFS-SF8001	MSBS-05PFFS-SF8001
	M16.0	MSBS-03PFFS-SF8002	MSBS-04PFFS-SF8002	MSBS-05PFFS-SF8002

【Note】Design and specification are subject to change without notice.

IP 65 . 67 . 68

Receptacle I Unmated
Overmolded with Cable I Mated
Field Installable I Mated

M12 B-Coded (Shielded) > Overmolded with Cable > Male Connector

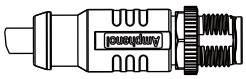 Straight	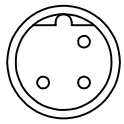	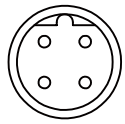	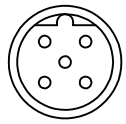
Type	4A/250V	4A/250V	4A/60V
Without Strain Relief	-	-	MSBS-05BMMM-SL8XXX*

* XXX: Choose the cable type and length:
- PVC (UL2517 Black): 1M **(D01)** / 2M **(D02)** / 5M **(D05)** / 10M **(D10)**
- PU (UL20549 Black): 1M **(B01)** / 2M **(B02)** / 5M **(B05)** / 10M **(B10)**

M12 B-Coded (Shielded) > Overmolded with Cable > Female Connector

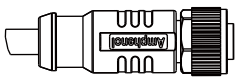 Straight	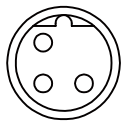	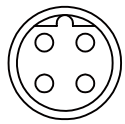	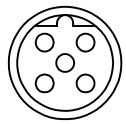
Type	4A/250V	4A/250V	4A/60V
Without Strain Relief	-	-	MSBS-05BFFM-SL8XXX*

* XXX: Choose the cable type and length:
- PVC (UL2517 Black): 1M **(D01)** / 2M **(D02)** / 5M **(D05)** / 10M **(D10)**
- PU (UL20549 Black): 1M **(B01)** / 2M **(B02)** / 5M **(B05)** / 10M **(B10)**

M12 B-Coded (Shielded) > Field Installable > Male Connector

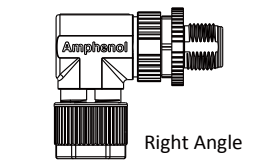 Right Angle 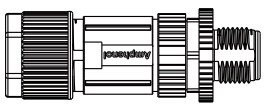 Straight		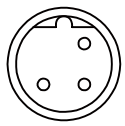	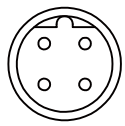	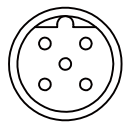
Type	Contact Type	4A/250V	4A/250V	4A/60V
Without Strain Relief	Screw Type	-	-	MSBS-05BMMB-S8 7001

8 Right Angle **(R)** or Straight **(L)**

⇲ M12 B-Coded (Shielded) > Field Installable > Female Connector

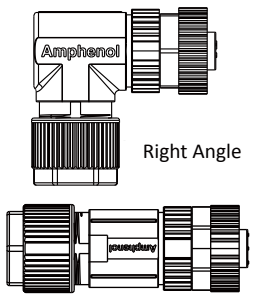		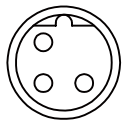	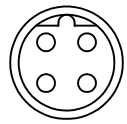	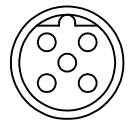
Type	Contact Type	4A/250V	4A/250V	4A/60V
Without Strain Relief	Screw Type	-	-	MSBS-05BFFB-S8 7001

8 Right Angle **(R)** or Straight **(L)**

⇲ M12 B-Coded (Metal Nut) > Receptacle > Male Connector

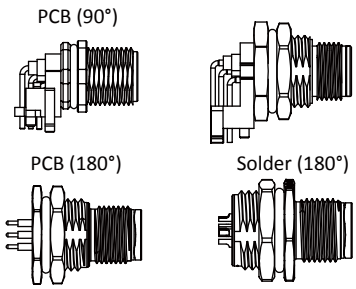 Backshell: Hexagonal		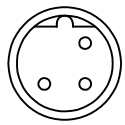	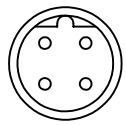	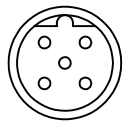
Type	Mounting Thread	4A/250V	4A/250V	4A/60V
PCB Pin (180°)	PG9	M12B-03PMMP-SF8001	M12B-04PMMP-SF8001	M12B-05PMMP-SF8001
	M16.0	M12B-03PMMP-SF8002	M12B-04PMMP-SF8002	M12B-05PMMP-SF8002
PCB Pin (90°)	M12	-	-	M12B-05PMMR-SF7003
	PG9	-	-	M12B-05PMMR-SF8001
	M16.0	-	-	M12B-05PMMR-SF8002
Solder Pin (180°)	PG9	M12B-03PMMS-S8 8001	M12B–04PMMS-S8 8001	M12B-05PMMS-S8 8001
	M16.0	M12B-03PMMS-S8 8002	M12B-04PMMS-S8 8002	M12B-05PMMS-S8 8002

8 Front Fastened **(F)** or Rear Fastened **(H)**

【Note】Design and specification are subject to change without notice.

IP 65 . 67 . 68

Receptacle I Unmated
Overmolded with Cable I Mated
Field Installable I Mated

↘ M12 B-Coded (Metal Nut) > Receptacle > Female Connector

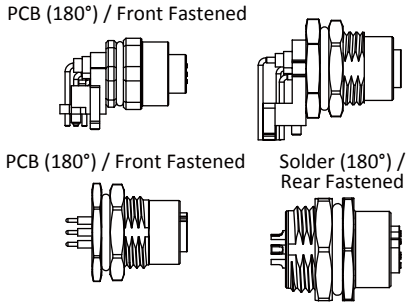

Backshell: Hexagonal

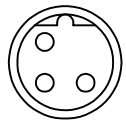

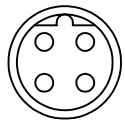

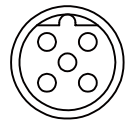

Type	Mounting Thread	4A/250V	4A/250V	4A/60V
PCB Pin (180°)	PG9	M12B-03PFFP-SF8001	M12B-04PFFP-SF8001	M12B-05PFFP-SF8001
	M16.0	M12B-03PFFP-SF8002	M12B-04PFFP-SF8002	M12B-05PFFP-SF8001
PCB Pin (90°)	M12	-	-	M12B-05PFFR-SF7003
	PG9	-	-	M12B-05PFFR-SF8001
	M16.0	-	-	M12B-05PFFR-SF8002
Solder Pin (180°)	PG9	M12B-03PFFS-S8 8001	M12B--04PFFS-S8 8001	M12B-05PFFS-S8 8001
	M16.0	M12B-03PFFS-S8 8002	M12B-04PFFS-S8 8002	M12B-05PFFS-S8 8002

8 Front Fastened **(F)** or Rear Fastened **(H)**

↘ M12 B-Coded (Metal Nut) > Receptacle with Wire Harness > Male Connector

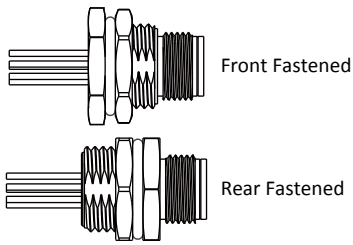

Backshell: Hexagonal

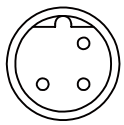

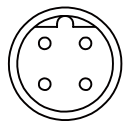

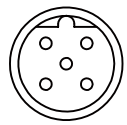

Wire Length (UL1007)*	Mounting Thread	4A/250V	4A/250V	4A/60V
150mm	PG9	M12B-03PMMC-S8 8B15	M12B-04PMMC-S8 8B15	M12B-05PMMC-S8 8B15
	M16.0	M12B-03PMMC-S8 8C15	M12B-04PMMC-S8 8C15	M12B-05PMMC-S8 8C15
300mm	PG9	M12B-03PMMC-S8 8B30	M12B-04PMMC-S8 8B30	M12B-05PMMC-S8 8B30
	M16.0	M12B-03PMMC-S8 8C30	M12B-04PMMC-S8 8C30	M12B-05PMMC-S8 8C30
500mm	PG9	M12B-03PMMC-S8 8B50	M12B-04PMMC-S8 8B50	M12B-05PMMC-S8 8B50
	M16.0	M12B-03PMMC-S8 8C50	M12B-04PMMC-S8 8C50	M12B-05PMMC-S8 8C50
1000mm	PG9	M12B-03PMMC-S8 8BA0	M12B-04PMMC-S8 8BA0	M12B-05PMMC-S8 8BA0
	M16.0	M12B-03PMMC-S8 8CA0	M12B-04PMMC-S8 8CA0	M12B-05PMMC-S8 8CA0
1500mm	PG9	M12B-03PMMC-S8 8BA5	M12B-04PMMC-S8 8BA5	M12B-05PMMC-S8 8BA5
	M16.0	M12B-03PMMC-S8 8CA5	M12B-04PMMC-S8 8CA5	M12B-05PMMC-S8 8CA5

8 Front Fastened **(F)** or Rear Fastened **(H)**

* Other wire types are available upon request.

M12 B-Code (Metal Nut) > Receptacle with Wire Harness > Female Connector

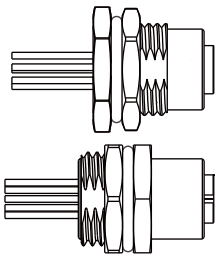

Backshell: Hexagonal

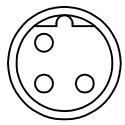

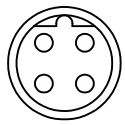

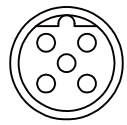

Wire Length (UL1007)*	Mounting Thread	4A/250V	4A/250V	4A/60V
150mm	PG9	M12B-03PFFC-S(8)8B15	M12B-04PFFC-S(8)8B15	M12B-05PFFC-S(8)8B15
	M16.0	M12B-03PFFC-S(8)8C15	M12B-04PFFC-S(8)8C15	M12B-05PFFC-S(8)8C15
300mm	PG9	M12B-03PFFC-S(8)8B30	M12B-04PFFC-S(8)8B30	M12B-05PFFC-S(8)8B30
	M16.0	M12B-03PFFC-S(8)8C30	M12B-04PFFC-S(8)8C30	M12B-05PFFC-S(8)8C30
500mm	PG9	M12B-03PFFC-S(8)8B50	M12B-04PFFC-S(8)8B50	M12B-05PFFC-S(8)8B50
	M16.0	M12B-03PFFC-S(8)8C50	M12B-04PFFC-S(8)8C50	M12B-05PFFC-S(8)8C50
1000mm	PG9	M12B-03PFFC-S(8)8BA0	M12B--04PFFC-S(8) 8BA0	M12B-05PFFC-S(8)8BA0
	M16.0	M12B-03PFFC-S(8)8CA0	M12B-04PFFC-S(8)8CA0	M12B-05PFFC-S(8)8CA0
1500mm	PG9	M12B-03PFFC-S(8)8BA5	M12B-04PFFC-S(8)8BA5	M12B-05PFFC-S(8)8BA5
	M16.0	M12B-03PFFC-S(8)8CA5	M12B-04PFFC-S(8)8CA5	M12B-05PFFC-S(8)8CA5

(8) Front Fastened **(F)** or Rear Fastened **(H)**

M12 B-Coded (Metal Nut) > Overmolded with Cable > Male Connector

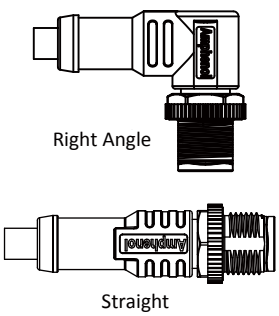

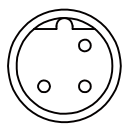

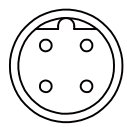

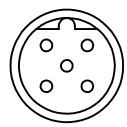

Type	4A/250V	4A/250V	4A/60V
Without Strain Relief	M12B-03BMMM-S(8)8XXX*	M12B-04BMMM-S(8)8XXX*	M12B-05BMMM-S(8)8XXX*

(8) Right Angle **(R)** or Straight **(L)**

* XXX: Choose the cable type and length:
- PVC(UL2517 Yellow): 1M **(A01)** / 2M **(A02)** / 5M **(A05)** / 10M **(A10)**
- PU(UL20549 Black): 1M **(B01)** / 2M **(B02)** / 5M **(B05)** / 10M **(B10)**
- PVC(UL2517 Black): 1M **(D01)** / 2M **(D02)** / 5M **(D05)** / 10M **(D10)**

【Note】Design and specification are subject to change without notice.

IP 65 . 67 . 68

Receptacle I Unmated
Overmolded with Cable I Mated
Field Installable I Mated

⇲ M12 B-Coded (Metal Nut) > Overmolded with Cable > Female Connector

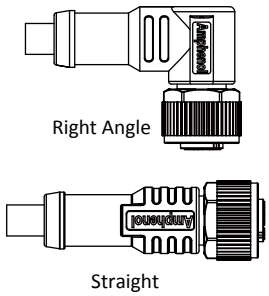	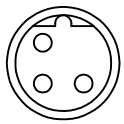	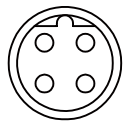	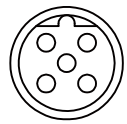
Type	4A/250V	4A/250V	4A/60V
Without Strain Relief	M12B-03BFFM-S8 8XXX*	M12B-04BFFM-S8 8XXX*	M12B-05BFFM-S8 8XXX*

8 Right Angle **(R)** or Straight **(L)**
* XXX: Choose the cable type and length:
- PVC(UL2517 Yellow): 1M **(A01)** / 2M **(A02)** / 5M **(A05)** / 10M **(A10)**
- PU(UL20549 Black): 1M **(B01)** / 2M **(B02)** / 5M **(B05)** / 10M **(B10)**
- PVC(UL2517 Black): 1M **(D01)** / 2M **(D02)** / 5M **(D05)** / 10M **(D10)**

⇲ M12 B-Coded (Metal Nut) > Field Installable > Male Connector

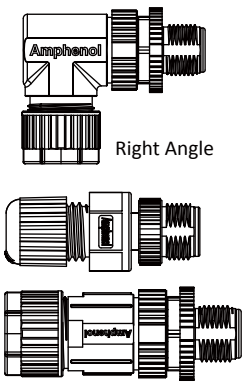		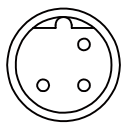	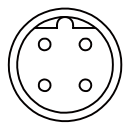	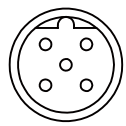
Type	Contact Type	4A/250V	4A/250V	4A/60V
Without Strain Relief	Solder Type	12B-03BMMA-SL8001	12B-04BMMA-SL8001	12B-05BMMA-SL8001
	Screw Type	-	-	M12B-05BMMB-S8 7001

8 Right Angle **(R)** or Straight **(L)**

M12 B-Coded (Metal Nut) > Field Installable > Female Connector

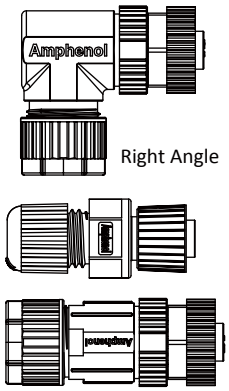		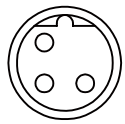	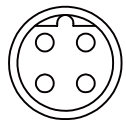	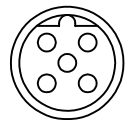
Type	Contact Type	4A/250V	4A/250V	4A/60V
Without Strain Relief	Solder Type	12B-03BFFA-SL8001	12B-04BFFA-SL8001	12B-05BFFA-SL8001
	Screw Type	-	-	M12B-05BFFB-S8 7001

8 Right Angle **(R)** or Straight **(L)**

M12 B-Coded (Plastic) > Receptacle > Male Connector

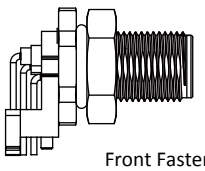 Backshell: Hexagonal		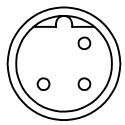	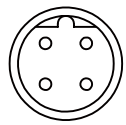	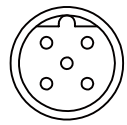
Type	Mounting Thread	4A/60V	4A/60V	4A/60V
PCB Pin (90°)	M12	-	-	MSBP-05PMMR-SF8003

M12 B-Coded (Plastic) > Receptacle > Female Connector

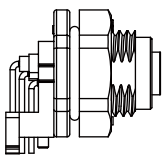 Backshell: Hexagonal		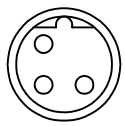	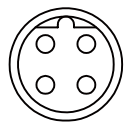	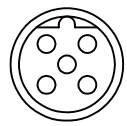
Type	Mounting Thread	4A/60V	4A/60V	4A/60V
PCB Pin (90°)	M12	-	-	MSBP-05PMMR-SF8003

IP 65 . 67 . 68

Receptacle I Unmated
Overmolded with Cable I Mated
Field Installable I Mated

M12 B-Coded (Plastic) > Overmolded with Cable > Male Connector

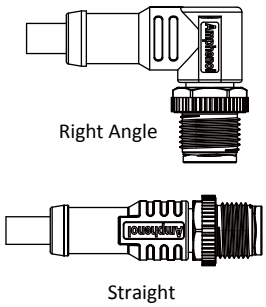	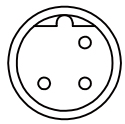	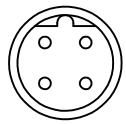	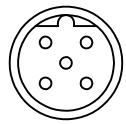
Type	4A/250V	4A/250V	4A/60V
Without Strain Relief	MSBP-03BMMM-S8 8XXX*	MSBP-04BMMM-S8 8XXX*	MSBP-05BMMM-S8 8XXX*

8 Right Angle **(R)** or Straight **(L)**
* XXX: Choose the cable type and length:
- PVC(UL2517 Yellow): 1M **(A01)** / 2M **(A02)** / 5M **(A05)** / 10M **(A10)**
- PU(UL20549 Black): 1M **(B01)** / 2M **(B02)** / 5M **(B05)** / 10M **(B10)**
- PVC(UL2517 Black): 1M **(D01)** / 2M **(D02)** / 5M **(D05)** / 10M **(D10)**

M12 B-Coded (Plastic) > Overmolded with Cable > Female Connector

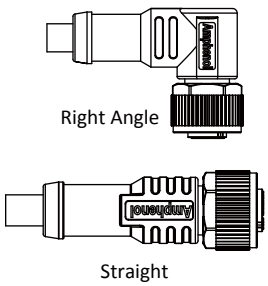	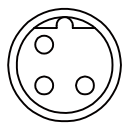	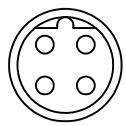	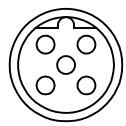
Type	4A/250V	4A/250V	4A/60V
Without Strain Relief	MSBP-03BFFM-S8 8XXX*	MSBP-04BFFM-S8 8XXX*	MSBP-05BFFM-S8 8XXX*

8 Right Angle **(R)** or Straight **(L)**
* XXX: Choose the cable type and length:
- PVC(UL2517 Yellow): 1M **(A01)** / 2M **(A02)** / 5M **(A05)** / 10M **(A10)**
- PU(UL20549 Black): 1M **(B01)** / 2M **(B02)** / 5M **(B05)** / 10M **(B10)**
- PVC(UL2517 Black): 1M **(D01)** / 2M **(D02)** / 5M **(D05)** / 10M **(D10)**

M12 B-Coded (Plastic) > Field Installable > Male Connector

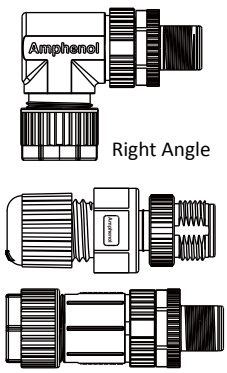		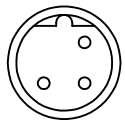	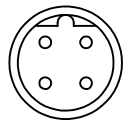	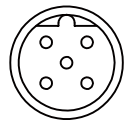
Type	Contact Type	4A/250V	4A/250V	4A/60V
Without Strain Relief	Solder Type	SBP-03BMMA-SL8001	SBP-04BMMA-SL8001	SBP-05BMMA-SL8001
	Screw Type	-	-	MSBP-05BMMB-S8 7001

8 Right Angle **(R)** or Straight **(L)**

M12 B-Coded (Plastic) > Field Installable > Female Connector

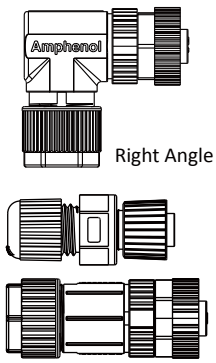		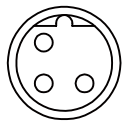	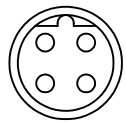	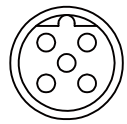
Type	Contact Type	4A/250V	4A/250V	4A/60V
Without Strain Relief	Solder Type	SBP-03BFFA-SL8001	SBP-04BFFA-SL8001	SBP-05BFFA-SL8001
	Screw Type	-	-	MSBP-05BFFB-S8 7001

8 Right Angle **(R)** or Straight **(L)**

IP 65 . 67 . 68

Receptacle I Unmated
Overmolded with Cable I Mated
Field Installable I Mated

⇲ M12 D-Coded (Shielded) > Receptacle > Male Connector

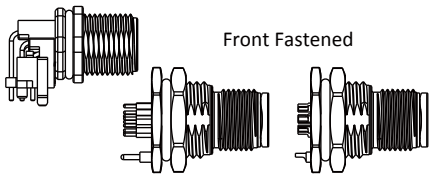 Front Fastened Backshell: Hexagonal		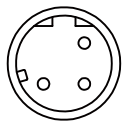	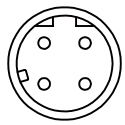	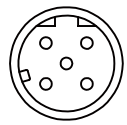
Type	Mounting Thread	4A/250V	4A/250V	4A/60V
PCB Pin (180°)	PG9	MSDS-03PMMP-SF8001	MSDS-04PMMP-SF8001	MSDS-05PMMP-SF8001
	M16.0	MSDS-03PMMP-SF8002	MSDS-04PMMP-SF8002	MSDS-05PMMP-SF8002
PCB Pin (90°)	M12	-	MSDS-04PMMR-SF7003	-
Solder Pin (180°)	PG9	MSDS-03PMMS-SF8001	MSDS-04PMMS-SF8001	MSDS-05PMMS-SF8001
	M16.0	MSDS-03PMMS-SF8002	MSDS-04PMMS-SF8002	MSDS-05PMMS-SF8002

⇲ M12 D-Coded (Shielded) > Receptacle > Female Connector

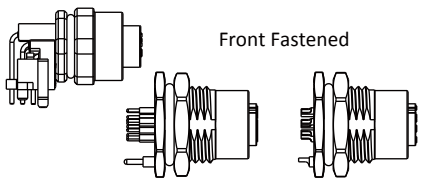 Front Fastened Backshell: Hexagonal		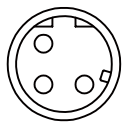	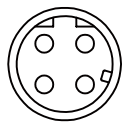	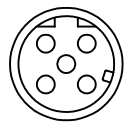
Type	Mounting Thread	4A/250V	4A/250V	4A/60V
PCB Pin (180°)	PG9	MSDS-03PFFP-SF8001	MSDS-04PFFP-SF8001	MSDS-05PFFP-SF8001
	M16.0	MSDS-03PFFP-SF8002	MSDS-04PFFP-SF8002	MSDS-05PFFP-SF8002
PCB Pin (90°)	M12	-	MSDS-04PFFP-SF7003	-
Solder Pin (180°)	PG9	MSDS-03PFFS-SF8001	MSDS-04PFFS-SF8001	MSDS-05PFFS-SF8001
	M16.0	MSDS-03PFFS-SF8002	MSDS-04PFFS-SF8002	MSDS-05PFFS-SF8002

⇲ M12 D-Coded (Shielded) > Overmolded with Cable > Male Connector

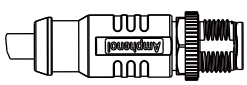 Straight	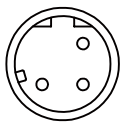	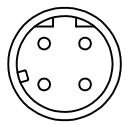	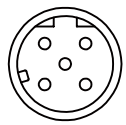
Type	4A/250V	4A/250V	4A/60V
Without Strain Relief	-	MSDS-04BMMM-SL8XXX*	-

* XXX: Choose the cable type and length:
- PVC (UL2517 Black): 1M **(D01)** / 2M **(D02)** / 5M **(D05)** / 10M **(D10)**
- PU (UL20549 Black): 1M **(B01)** / 2M **(B02)** / 5M **(B05)** / 10M **(B10)**
- Cat5e (Black):1M **(E01)**/2M **(E02)**/5M **(E05)**/10M **(E10)**

M12 D-Coded (Shielded) > Overmolded with Cable > Female Connector

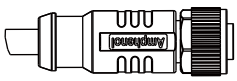 Straight	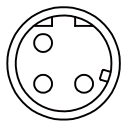	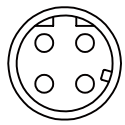	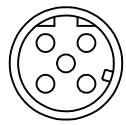
Type	4A/250V	4A/250V	4A/60V
Without Strain Relief	-	MSDS-04BFFM-SL8XXX*	-

* XXX: Choose the cable type and length:
- PVC (UL2517 Black): 1M **(D01)** / 2M **(D02)** / 5M **(D05)** / 10M **(D10)**
- PU (UL20549 Black): 1M **(B01)** / 2M **(B02)** / 5M **(B05)** / 10M **(B10)**
- Cat5e (Black):1M **(E01)**/2M **(E02)**/5M **(E05)**/10M **(E10)**

M12 D-Coded (Shielded) > Field Installable > Male Connector

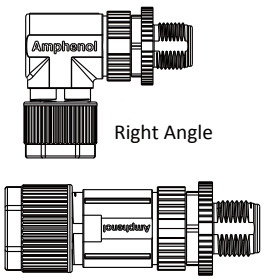 Right Angle Straight		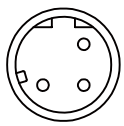	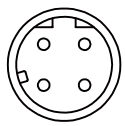	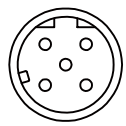
Type	Contact Type	4A/250V	4A/250V	4A/60V
Without Strain Relief	Screw Type	-	MSDS-04BMMB-S8 7001	-

8 Right Angle **(R)** or Straight **(L)**

M12 D-Coded (Shielded) > Field Installable > Female Connector

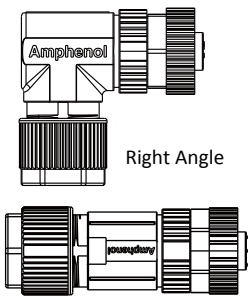 Right Angle Straight		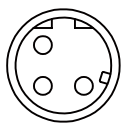	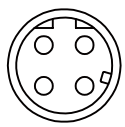	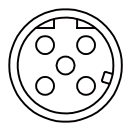
Type	Contact Type	4A/250V	4A/250V	4A/60V
Without Strain Relief	Screw Type	-	MSDS-04BFFB-S8 7001	-

8 Right Angle **(R)** or Straight **(L)**

[Note] Design and specification are subject to change without notice.

IP 65 . 67 . 68

Receptacle I Unmated
Overmolded with Cable I Mated
Field Installable I Mated

M12 D-Coded (Metal Nut) > Receptacle > Male Connector

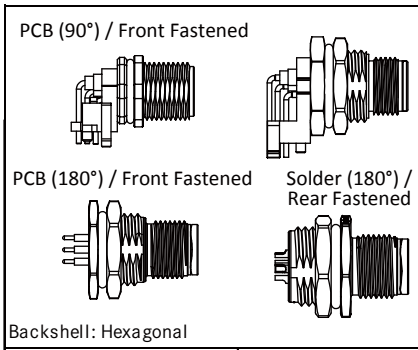

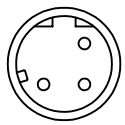

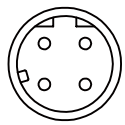

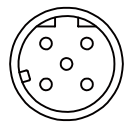

Type	Mounting Thread	4A/250V	4A/250V	4A/60V
PCB Pin (180°)	PG9	M12D-03PMMP-SF8001	M12D-04PMMP-SF8001	M12D-05PMMP-SF8001
	M16.0	M12D-03PMMP-SF8002	M12D-04PMMP-SF8001	M12D-05PMMP-SF8001
PCB Pin (90°)	M12	-	M12D-04PMMR-SF7003	-
	PG9	-	M12D-04PMMR-SF8001	-
	M16.0	-	M12D-04PMMR-SF8002	-
Solder Pin (180°)	PG9	M12D-03PMMS-S8 8001	M12D-04PMMS-S8 8001	M12D-05PMMS-S8 8001
	M16.0	M12D-03PMMS-S8 8002	M12D-04PMMS-S8 8002	M12D-05PMMS-S8 8002

8 Front Fastened **(F)** or Rear Fastened **(H)**

M12 D-Coded (Metal Nut) > Receptacle > Female Connector

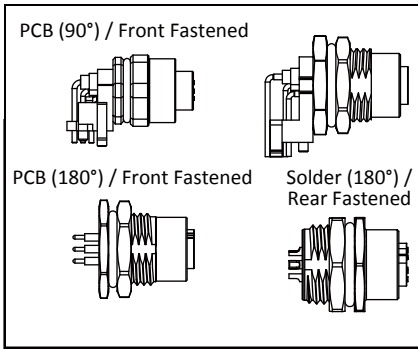

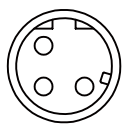

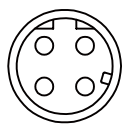

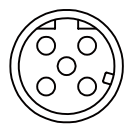

Type	Mounting Thread	4A/250V	4A/250V	4A/60V
PCB Pin (180°)	PG9	M12D-03PFFP-SF8001	M12D-04PFFP-SF8001	M12D-05PFFP-SF8001
	M16.0	M12D-03PFFP-SF8002	M12D-04PFFP-SF8001	M12D-05PFFP-SF8001
PCB Pin (90°)	M12	-	M12D-04PFFR-SF7003	-
	PG9	-	M12D-04PFFR-SF8001	-
	M16.0	-	M12D-04PFFR-SF8002	-
Solder Pin (180°)	PG9	M12D-03PFFS-S8 8001	M12D-04PFFS-S8 8001	M12D-05PFFS-S8 8001
	M16.0	M12D-03PFFS-S8 8002	M12D-04PFFS-S8 8002	M12D-05PFFS-S8 8002

8 Front Fastened **(F)** or Rear Fastened **(H)**

M12 D-Coded (Metal Nut) > Receptacle with Wire Harness > Male Connector

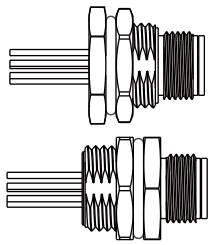

Backshell: Hexagonal

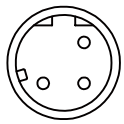

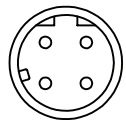

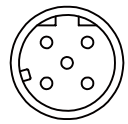

Wire Length (UL1007)*	Mounting Thread	4A/250V	4A/250V	4A/60V
150mm	PG9	M12D-03PMMC-S8 8B15	M12D-04PMMC-S8 8B15	M12D-05PMMC-S8 8B15
	M16.0	M12D-03PMMC-S8 8C15	M12D-04PMMC-S8 8C15	M12D-05PMMC-S8 8C15
300mm	PG9	M12D-03PMMC-S8 8B30	M12D-04PMMC-S8 8B30	M12D-05PMMC-S8 8B30
	M16.0	M12D-03PMMC-S8 8C30	M12D-04PMMC-S8 8C30	M12D-05PMMC-S8 8C30
500mm	PG9	M12D-03PMMC-S8 8B50	M12D-04PMMC-S8 8B50	M12D-05PMMC-S8 8B50
	M16.0	M12D-03PMMC-S8 8C50	M12D-04PMMC-S8 8C50	M12D-05PMMC-S8 8C50
1000mm	PG9	M12D-03PMMC-S8 8BA0	M12D-04PMMC-S8 8BA0	M12D-05PMMC-S8 8BA0
	M16.0	M12D-03PMMC-S8 8CA0	M12D-04PMMC-S8 8CA0	M12D-05PMMC-S8 8CA0
1500mm	PG9	M12D-03PMMC-S8 8BA5	M12D-04PMMC-S8 8BA5	M12D-05PMMC-S8 8BA5
	M16.0	M12D-03PMMC-S8 8CA5	M12D-04PMMC-S8 8CA5	M12D-05PMMC-S8 8CA5

8 Front Fastened **(F)** or Rear Fastened **(H)**

M12 D-Coded (Metal Nut) > Receptacle with Wire Harness > Female Connector

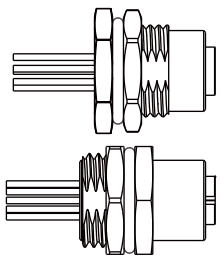

Backshell: Hexagonal

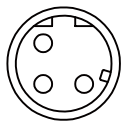

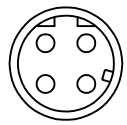

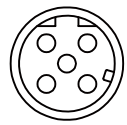

Wire Length (UL1007)*	Mounting Thread	4A/250V	4A/250V	4A/60V
150mm	PG9	M12D-03PFFC-S8 8B15	M12D-04PFFC-S8 8B15	M12D-05PFFC-S8 8B15
	M16.0	M12D-03PFFC-S8 8C15	M12D-04PFFC-S8 8C15	M12D-05PFFC-S8 8C15
300mm	PG9	M12D-03PFFC-S8 8B30	M12D-04PFFC-S8 8B30	M12D-05PFFC-S8 8B30
	M16.0	M12D-03PFFC-S8 8C30	M12D-04PFFC-S8 8C30	M12D-05PFFC-S8 8C30
500mm	PG9	M12D-03PFFC-S8 8B50	M12D-04PFFC-S8 8B50	M12D-05PFFC-S8 8B50
	M16.0	M12D-03PFFC-S8 8C50	M12D-04PFFC-S8 8C50	M12D-05PFFC-S8 8C50
1000mm	PG9	M12D-03PFFC-S8 8BA0	M12D-04PFFC-S8 8BA0	M12D-05PFFC-S8 8BA0
	M16.0	M12D-03PFFC-S8 8CA0	M12D-04PFFC-S8 8CA0	M12D-05PFFC-S8 8CA0
1500mm	PG9	M12D-03PFFC-S8 8BA5	M12D-04PFFC-S8 8BA5	M12D-05PFFC-S8 8BA5
	M16.0	M12D-03PFFC-S8 8CA5	M12D-04PFFC-S8 8CA5	M12D-05PFFC-S8 8CA5

8 Front Fastened **(F)** or Rear Fastened **(H)**

[Notes] Design and specification are subject to change without notice.

IP 65 . 67 . 68

Receptacle I Unmated
Overmolded with Cable I Mated
Field Installable I Mated

⇲ M12 D-Coded (Metal Nut) > Overmolded with Cable > Male Connector

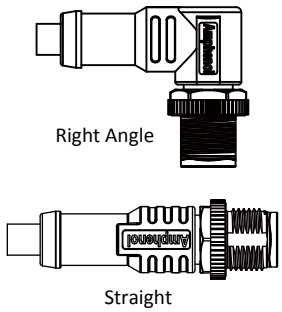	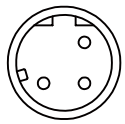	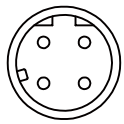	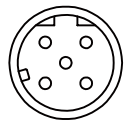
Type	4A/250V	4A/250V	4A/60V
Without Strain Relief	M12D-03BMMM-S8 8XXX*	M12D-04BMMM-S8 8XXX*	M12D-05BMMM-S8 8XXX*

8 Right Angle **(R)** or Straight **(L)**
* XXX: Choose the cable type and length:
- PVC(UL2517 Yellow): 1M **(A01)** / 2M **(A02)** / 5M **(A05)** / 10M **(A10)**
- PU(UL20549 Black): 1M **(B01)** / 2M **(B02)** / 5M **(B05)** / 10M **(B10)**
- PVC(UL2517 Black): 1M **(D01)** / 2M **(D02)** / 5M **(D05)** / 10M **(D10)**

⇲ M12 D-Coded (Metal Nut) > Overmolded with Cable > Female Connector

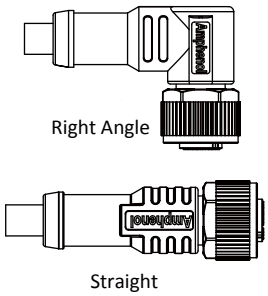	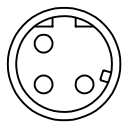	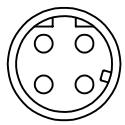	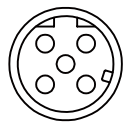
Type	4A/250V	4A/250V	4A/60V
Without Strain Relief	M12D-03BFFM-S8 8XXX*	M12D-04BFFM-S8 8XXX*	M12D-05BFFM-S8 8XXX*

8 Right Angle **(R)** or Straight **(L)**
* XXX: Choose the cable type and length:
- PVC(UL2517 Yellow): 1M **(A01)** / 2M **(A02)** / 5M **(A05)** / 10M **(A10)**
- PU(UL20549 Black): 1M **(B01)** / 2M **(B02)** / 5M **(B05)** / 10M **(B10)**
- PVC(UL2517 Black): 1M **(D01)** / 2M **(D02)** / 5M **(D05)** / 10M **(D10)**

M12 D-Coded (Metal Nut) > Field Installable > Male Connector

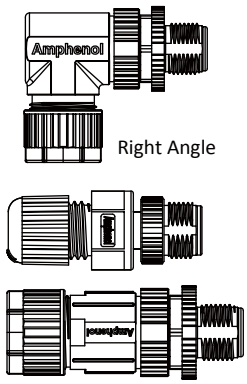		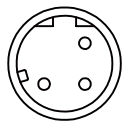	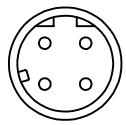	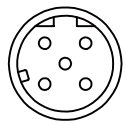
Type	Contact Type	4A/250V	4A/250V	4A/60V
Without Strain Relief	Solder Type	12D-03BMMA-SL8001	12D-04BMMA-SL8001	12D-05BMMA-SL8001
	Screw Type	-	M12D-04BMMB-S8 7001	-

8 Right Angle **(R)** or Straight **(L)**

M12 D-Coded (Plastic) > Receptacle > Male Connector

PCB (90°) 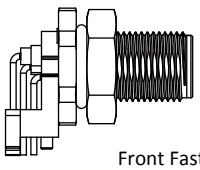 Front Fastened Backshell: Hexagonal		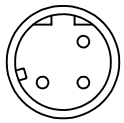	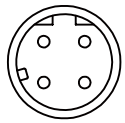	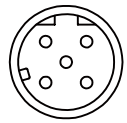
Type	Mounting Thread	4A/250V	4A/250V	4A/60V
PCB Pin (90°)	M12	-	MSDP-04PMMR-SF8003	-

M12 D-Coded (Plastic) > Receptacle > Female Connector

PCB (90°) 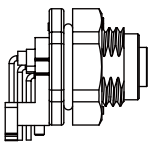 Front Fastened Backshell: Hexagonal		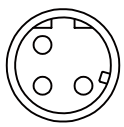	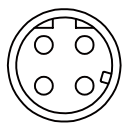	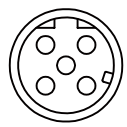
Type	Mounting Thread	4A/250V	4A/250V	4A/60V
PCB Pin (90°)	M16	-	MSDP-04PFFR-SF8002	-

[Notes] Design and specification are subject to change without notice.

IP 65 . 67 . 68

Receptacle I Unmated
Overmolded with Cable I Mated
Field Installable I Mated

⇲ M12 D-Coded (Plastic) > Overmolded with Cable > Male Connector

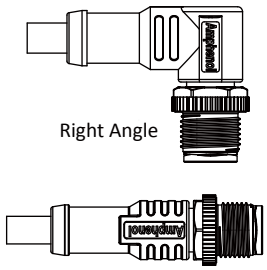	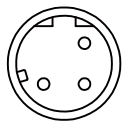	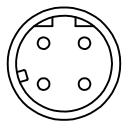	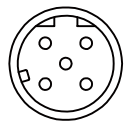
Type	4A/250V	4A/250V	4A/60V
Without Strain Relief	MSDP-03BMMM-S8 8XXX*	MSDP-04BMMM-S8 8XXX*	MSDP-05BMMM-S8 8XXX*

8 Right Angle **(R)** or Straight **(L)**
* XXX: Choose the cable type and length:
- PVC(UL2517 Yellow): 1M **(A01)** / 2M **(A02)** / 5M **(A05)** / 10M **(A10)**
- PU(UL20549 Black): 1M **(B01)** / 2M **(B02)** / 5M **(B05)** / 10M **(B10)**
- PVC(UL2517 Black): 1M **(D01)** / 2M **(D02)** / 5M **(D05)** / 10M **(D10)**

⇲ M12 D-Coded (Plastic) > Overmolded with Cable > Female Connector

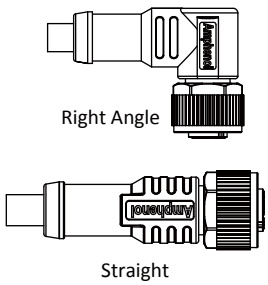	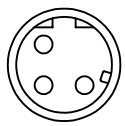	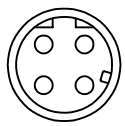	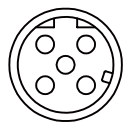
Type	4A/250V	4A/250V	4A/60V
Without Strain Relief	MSDP-03BFFM-S8 8XXX*	MSDP-04BFFM-S8 8XXX*	MSDP-05BFFM-S8 8XXX*

8 Right Angle **(R)** or Straight **(L)**
* XXX: Choose the cable type and length:
- PVC(UL2517 Yellow): 1M **(A01)** / 2M **(A02)** / 5M **(A05)** / 10M **(A10)**
- PU(UL20549 Black): 1M **(B01)** / 2M **(B02)** / 5M **(B05)** / 10M **(B10)**
- PVC(UL2517 Black): 1M **(D01)** / 2M **(D02)** / 5M **(D05)** / 10M **(D10)**

M12 D-Coded (Plastic) > Field Installable > Male Connector

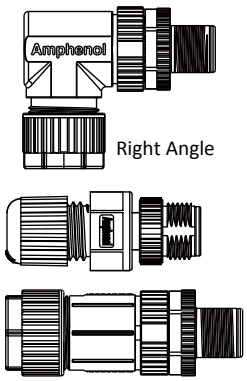		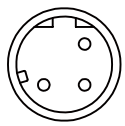	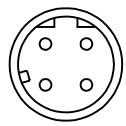	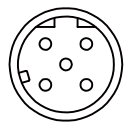
Type	Contact Type	4A/250V	4A/250V	4A/60V
Without Strain Relief	Solder Type	SDP-03BMMA-SL8001	SDP-04BMMA-SL8001	SDP-05BMMA-SL8001
	Screw Type	-	MSDP-04BMMB-S8 7001	-

8 Right Angle **(R)** or Straight **(L)**

M12 D-Coded (Plastic) > Field Installable > Female Connector

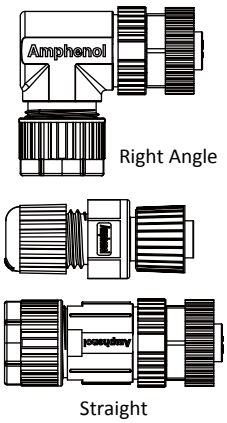		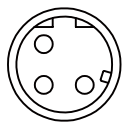	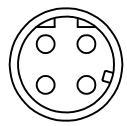	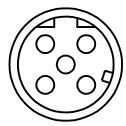
Type	Contact Type	4A/250V	4A/250V	4A/60V
Without Strain Relief	Solder Type	SDP-03BFFA-SL8001	SDP-04BFFA-SL8001	SDP-05BFFA-SL8001
	Screw Type	-	MSDP-04BMMB-S8 7001	-

8 Right Angle **(R)** or Straight **(L)**

[Notes] Design and specification are subject to change without notice.

IP 65 . 67 . 68

Receptacle I Unmated
Overmolded with Cable I Mated
Field Installable I Mated

M12 I Style (Metal) > Receptacle > Male Connector (Housing)

PCB (180°) / Front Fastened 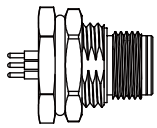 Solder (180°) / Rear Fastened 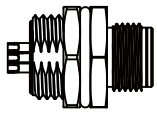 Backshell: Hexagonal	Male+Female Contact
Type	4A/60V
PCB Pin (180°)	M12I-05PMIP-SF8001
	M12I-05PMIP-SF8002
Solder Pin (180°)	12-05PMIS-S 8 8001
	12-05PMIS-S 8 8002

8 Front Fastened **(F)** or Rear Fastened **(H)**

M12 I Style (Metal) > Receptacle > Female Connector (Housing)

PCB (180°) / Front Fastened 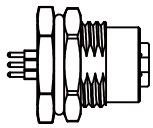 Solder (180°) / Rear Fastened 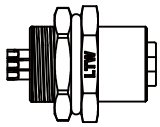 Backshell: Hexagonal	Male+Female Contact
Type	4A/60V
PCB Pin (180°)	M12I-05PFIP-SF8001
	M12I-05PFIP-SF8002
Solder Pin (180°)	12-05PFIS-S 8 8001
	12-05PFIS-S 8 8002

8 Front Fastened **(F)** or Rear Fastened **(H)**

M12 I Style (Metal) > Overmolded with Cable > Male Connector (Housing)

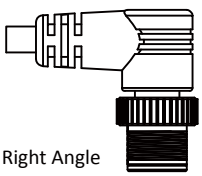 Right Angle 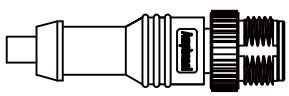 Straight	Male+Female Contact
Type	4A/60V
With Strain Relief	M12I-05AMIM-S 8 8XXX*
Without Strain Relief	M12I-05BMIM-S 8 8XXX*

8 Right Angle **(R)** or Straight **(L)**
* XXX: Choose the cable type and length
- PVC: 1M **(A01)** / 2M **(A02)** / 5M **(A05)** / 10M **(A10)**
- PU: 1M **(B01)** / 2M **(B02)** / 5M **(B05)** / 10M **(B10)**
- PVC(UL2517 Black): 1M **(D01)** / 2M **(D02)** / 5M **(D05)** / 10M **(D10)**

M12 I Style (Metal) > Overmolded with Cable > Female Connector

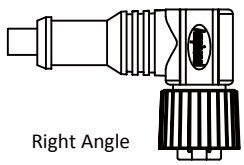 Right Angle  Straight	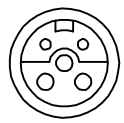 Male+Female Contact
Type	4A/60V
With Strain Relief	M12I-05AFIM-S 8 7XXX*
Without Strain Relief	M12I-05BFIM-S 8 8XXX*

8 Right Angle **(R)** or Straight **(L)**
* XXX: Choose the cable type and length
- PVC: 1M **(A01)** / 2M **(A02)** / 5M **(A05)** / 10M **(A10)**
- PU: 1M **(B01)** / 2M **(B02)** / 5M **(B05)** / 10M **(B10)**
- PVC(UL2517 Black): 1M **(D01)** / 2M **(D02)** / 5M **(D05)** / 10M **(D10)**

M12 I Style (Metal) > Field Installable > Male Connector (Housing)

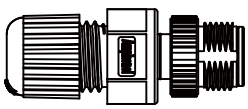 Straight	Male+Female Contact
Type	4A/60V
Without Strain Relief	M12I-05BMIA-SL8001

M12 I Style (Metal) > Field Installable > Female Connector (Housing)

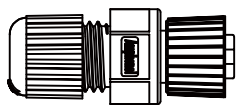 Straight	Male+Female Contact
Type	4A/60V
Without Strain Relief	M12I-05BFIA-SL8001

M12 I Style (Plastic) > Overmolded with Cable > Male Connector (Housing)

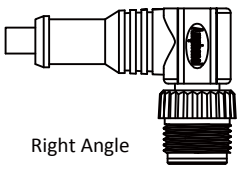 Right Angle 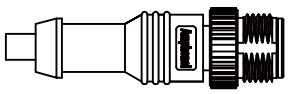 Straight	Male+Female Contact
Type	4A/250V
Without Strain Relief	MSIP-05BMIM-S8 8XXX*

8 Right Angle **(R)** or Straight **(L)**
* XXX: Choose the cable type and length
- PVC: 1M **(A01)** / 2M **(A02)** / 5M **(A05)** / 10M **(A10)**
- PU: 1M **(B01)** / 2M **(B02)** / 5M **(B05)** / 10M **(B10)**
- PVC(UL2517 Black): 1M **(D01)** / 2M **(D02)** / 5M **(D05)** / 10M **(D10)**

M12 I Style (Plastic) > Overmolded with Cable > Female Connector (Housing)

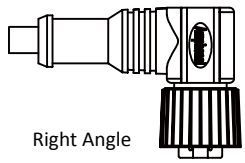 Right Angle Straight	Male+Female Contact
Type	4A/60V
Without Strain Relief	MSIP-05BFIM-S8 8XXX*

8 Right Angle **(R)** or Straight **(L)**
* XXX: Choose the cable type and length
- PVC: 1M **(A01)** / 2M **(A02)** / 5M **(A05)** / 10M **(A10)**
- PU: 1M **(B01)** / 2M **(B02)** / 5M **(B05)** / 10M **(B10)**
- PVC(UL2517 Black): 1M **(D01)** / 2M **(D02)** / 5M **(D05)** / 10M **(D10)**

[Notes] Design and specification are subject to change without notice.

IP 65 . 67 . 68

Receptacle I Unmated
Overmolded with Cable I Mated
Field Installable I Mated

M12 S-Coded (Metal Nut) > Receptacle with Wire Harness > Male Connector

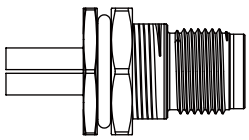

Front Fastened

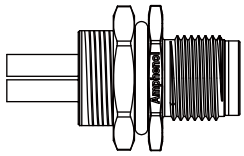

Rear Fastened

Backshell: Hexagonal

Wire Length (UL 1015)*	Mounting Thread	12A/630V
150mm	PG9	M12S-04PMMS-S8B15
	M16.0	M12S-04PMMS-S8C15
300mm	PG9	M12S-04PMMS-S8B30
	M16.0	M12S-04PMMS-S8C30
500mm	PG9	M12S-04PMMS-S8B50
	M16.0	M12S-04PMMS-S8C50
1000mm	PG9	M12S-04PMMS-S8BA0
	M16.0	M12S-04PMMS-S8CA0
1500mm	PG9	M12S-04PMMS-S8BA5
	M16.0	M12S-04PMMS-S8CA5

8 Front Fastened **(F)** or Rear Fastened **(H)**
* Other wire types are available upon request.

M12 S-Coded (Metal Nut) > Receptacle with Wire Harness > Female Connector

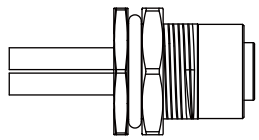

Front Fastened

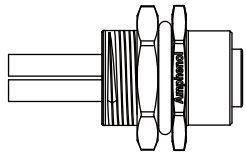

Rear Fastened

Backshell: Hexagonal

Wire Length (UL 1015)*	Mounting Thread	12A/630V
150mm	PG9	M12S-04PFFS-S8B15
	M16.0	M12S-04PFFS-S8C15
300mm	PG9	M12S-04PFFS-S8B30
	M16.0	M12S-04PFFS-S8C30
500mm	PG9	M12S-04PFFS-S8B50
	M16.0	M12S-04PFFS-S8C50
1000mm	PG9	M12S-04PFFS-S8BA0
	M16.0	M12S-04PFFS-S8CA0
1500mm	PG9	M12S-04PFFS-S8BA5
	M16.0	M12S-04PFFS-S8CA5

8 Front Fastened **(F)** or Rear Fastened **(H)**
* Other wire types are available upon request.

M12 S-Coded (Metal Nut) > Field Installable > Male Connector

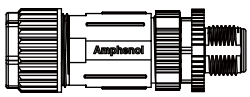

Straight

Type	Contact Type	12A/630V
Without Strain Relief	Screw Type	M12S-04BMMB-SL7002

M12 S-Coded (Metal Nut) > Field Installable > Female Connector

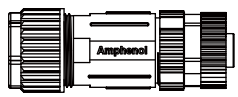

Straight

Type	Contact Type	12A/630V
Without Strain Relief	Screw Type	M12S-04BFFB-SL7002

M12 S-Coded (Plastic) > Field Installable > Male Connector

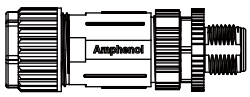

Straight

Type	Contact Type	12A/630V
Without Strain Relief	Screw Type	MSSP-04BMMB-SL7002

M12 S-Coded (Plastic) > Field Installable > Female Connector

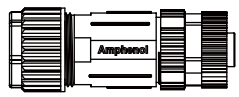

Straight

Type	Contact Type	12A/630V
Without Strain Relief	Screw Type	MSSP-04BMMB-SL7002

M12 T-Coded (Metal Nut) > Receptacle with Wire Harness > Male Connector

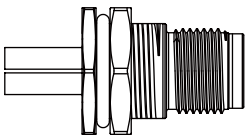

Front Fastened

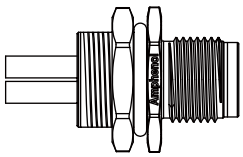

Rear Fastened

Backshell: Hexagonal

Wire Length (UL1015)*	Mounting Thread	12A/630V
150mm	PG9	M12T-04PMMS-S8 8B15
	M16.0	M12T-04PMMS-S8 8C15
300mm	PG9	M12T-04PMMS-S8 8B30
	M16.0	M12T-04PMMS-S8 8C30
500mm	PG9	M12T-04PMMS-S8 8B50
	M16.0	M12T-04PMMS-S8 8C50
1000mm	PG9	M12T-04PMMS-S8 8BA0
	M16.0	M12T-04PMMS-S8 8CA0
1500mm	PG9	M12T-04PMMS-S8 8BA5
	M16.0	M12T-04PMMS-S8 8CA5

8 Front Fastened **(F)** or Rear Fastened **(H)**
* Other wire types are available upon request.

M12 T-Coded (Metal Nut) > Receptacle with Wire Harness > Female Connector

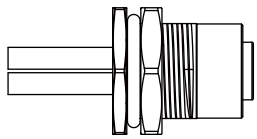

Front Fastened

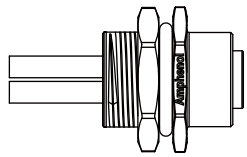

Rear Fastened

Backshell: Hexagonal

Wire Length (UL1015)*	Mounting Thread	12A/630V
150mm	PG9	M12T-04PFFS-S8 8B15
	M16.0	M12T-04PFFS-S8 8C15
300mm	PG9	M12T-04PFFS-S8 8B30
	M16.0	M12T-04PFFS-S8 8C30
500mm	PG9	M12T-04PFFS-S8 8B50
	M16.0	M12T-04PFFS-S8 8C50
1000mm	PG9	M12T-04PFFS-S8 8BA0
	M16.0	M12T-04PFFS-S8 8CA0
1500mm	PG9	M12T-04PFFS-S8 8BA5
	M16.0	M12T-04PFFS-S8 8CA5

8 Front Fastened **(F)** or Rear Fastened **(H)**
* Other wire types are available upon request.

[Notes] Design and specification are subject to change without notice.

IP 65 . 67 . 68

Receptacle I Unmated
Overmolded with Cable I Mated
Field Installable I Mated

M12 T-Coded (Metal Nut) > Field Installable > Male Connector

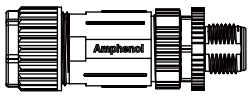

Straight

Type	Contact Type	12A/630V
Without Strain Relief	Screw Type	M12T-04BMMB-SL7002

M12 T-Coded (Metal Nut) > Field Installable > Female Connector

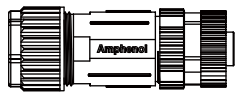

Straight

Type	Contact Type	12A/630V
Without Strain Relief	Screw Type	M12T-04BFFB-SL7002

M12 T-Coded (Plastic) > Field Installable > Male Connector

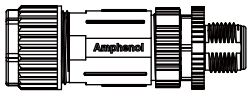

Straight

Type	Contact Type	12A/630V
Without Strain Relief	Screw Type	MSTP-04BMMB-SL7002

M12 T-Coded (Plastic) > Field Installable > Female Connector

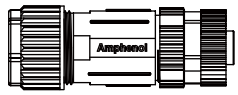

Straight

Type	Contact Type	12A/630V
Without Strain Relief	Screw Type	MSTP-04BFFB-SL7002

M12 X-Coded (Shielded) > Receptacle > Female Connector

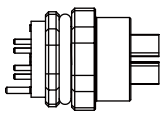

Front Fastened

Type	Mounting Thread	0.5A/48V
PCB Pin (180°)	M12	MSXS-08PFFP-SF7001

M12 X-Coded (Shielded) > Overmolded with Cable > Male Connector



Straight

Type	0.5A/48V
Without Strain Relief	MSXS-08BMMM-SL8XXX*
Double ended cable	MSXS8ML-SXSML-SGXXXX**

* XXX: Choose the cable length:
1M **(X01)** / 2M **(X02)** / 5M **(X05)** / 10M **(X10)**
** XXXX: Choose the cable length
1M **(G010)** / 2M **(G020)** / 5M **(G050)** / 10M **(G100)**

↘ Heavy Duty Shielded Connector > Receptacle > Male Connector

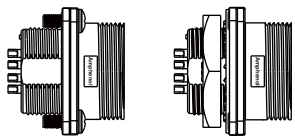

Backshell: Square
Mating style: Screw Thread
Fastened Screw: M3*4 pics
Mounting Thread: M20

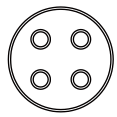
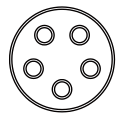

Current Rating &Voltage	Contact Type	Salt Spray Test				
5A/250V	Solder Pin / Female	48H	-	-	-	-
		500H	-	-	-	-
10A/250V		48H	-	-	LB20-04PMFS-S8 8001	LB20-05PMFS-S8 8001
		500H	-	-	HB20-04PMFS-S8 8001	HB20-05PMFS-S8 8001
20A/300V		48H	LC20-02PMFS-S8 8001	LC20-03PMFS-S8 8001	-	-
		500H	HC20-02PMFS-S8 8001	HC20-03PMFS-S8 8001	-	-

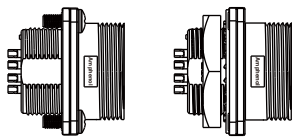

Backshell: Square
Mating style: Screw Thread
Fastened Screw: M3*4 pics
Mounting Thread: M20

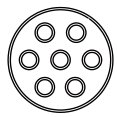
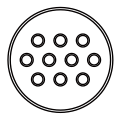
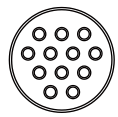
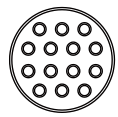

Current Rating &Voltage	Contact Type	Salt Spray Test				
5A/250V	Solder Pin / Female	48H	-	LD20-10PMFS-S8 8001	LD20-12PMFS-S8 8001	LD20-14PMFS-S8 8001
		500H	-	HD20-10PMFS-S8 8001	HD20-12PMFS-S8 8001	HD20-14PMFS-S8 8001
10A/250V		48H	LB20-07PMFS-S8 8001	-	-	-
		500H	HB20-07PMFS-S8 8001	-	-	-
20A/300V		48H	-	-	-	-
		500H	-	-	-	-

8 Front Fastened **(W)** or Rear Fastened **(N)**

[Notes] Design and specification are subject to change without notice.

IP 65 . 67 . 68

Receptacle I Unmated
Overmolded with Cable I Mated
Field Installable I Mated

Heavy Duty Shielded Connector > Field Installable > Female Connector (Housing)

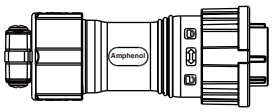

Straight

Without Strain Relief

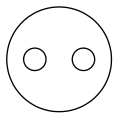
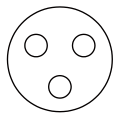
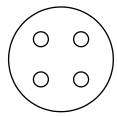
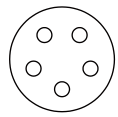

Current Rating &Voltage	Contact Type	Salt Spray Test				
5A/250V	Solder Type / Male	48H	-	-	-	-
		500H	-	-	-	-
10A/250V	Solder Type / Male	48H	-	-	LB20-04BFMA-SL8001	LB20-05BFMA-SL8001
		500H	-	-	HB20-04BFMA-SL8001	HB20-05BFMA-SL8001
20A/300V	Solder Type / Male	48H	LC20-02BFMA-SL8001	LC20-03BFMA-SL8001	-	-
		500H	HC20-02BFMA-SL8001	HC20-03BFMA-SL8001	-	-

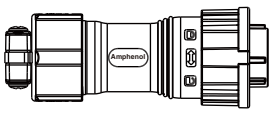

Straight

Without Strain Relief

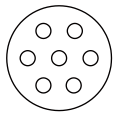
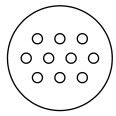
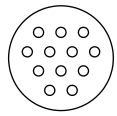
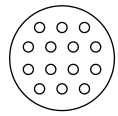

Current Rating &Voltage	Contact Type	Salt Spray Test				
5A/250V	Solder Type / Male	48H	-	LD20-10BFMA-SL8001	LD20-12BFMA-SL8001	LD20-14BFMA-SL8001
		500H	-	HD20-10BFMA-SL8001	HD20-12BFMA-SL8001	HD20-14BFMA-SL8001
10A/250V	Solder Type / Male	48H	LB20-07BFMA-SL8001	-	-	-
		500H	HB20-07BFMA-SL8001	-	-	-
20A/300V	Solder Type / Male	48H	-	-	-	-
		500H	-	-	-	-

M23 (Shielded)
> Receptacle (Field Installable Type)
> Male Connector (Housing)

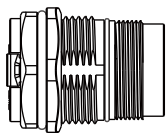

Front Fastened

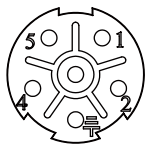

Backshell: Hexagonal

Type	Contact Gender	28A/100V
Crimp Pin	Male	LJ23-06PMMC-SF7001
		LJ23-06PMMC-SF7002

M23 (Shielded)
> Receptacle (Field Installable Type)
> Male Connector (Housing)

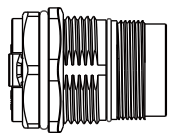

Front Fastened

Backshell: Hexagonal

Type	Contact Gender	28A/100V
Crimp Pin	Female	LJ23-06PMFC-SF7001
		LJ23-06PMFC-SF7002

M23 (Shielded)
> Field Installable
> Female Connector (Houseing)

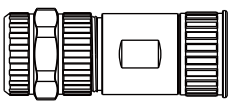

Front Fastened



Type	Contact Type	Contact Gender	12A/630V
Without Strain Relief	Crimp Pin	Male	LJ23-06DFMC-SL7001
			LJ23-06DFMC-SL7002

M23 (Shielded)
> Field Installable
> Female Connector (Houseing)

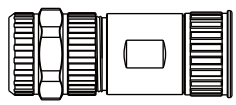

Front Fastened

Type	Contact Type	Contact Gender	12A/630V
Without Strain Relief	Crimp Pin	Female	LJ23-06DFFC-SL7001
			LJ23-06DFFC-SL7002

[Notes] Design and specification are subject to change without notice.

IP 65 . 67 . 68

Receptacle I Unmated
Overmolded with Cable I Mated
Field Installable I Mated

M8 Distribution Box > M12 / M16 Homerun

	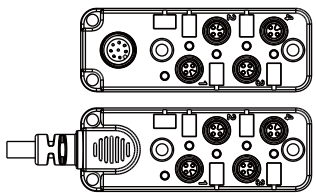	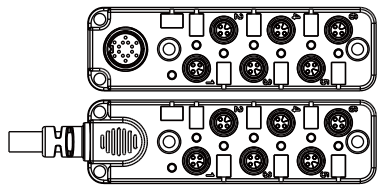
No of Port Type	4 Port	6 Port
Without cable	DB8-3A4M12-SPS7001	DB8-3A6M16-SPS7001
With cable	DB8-3A4CAB-SPS7BXX*	DB8-3A6CAB-SPS7BXX*
		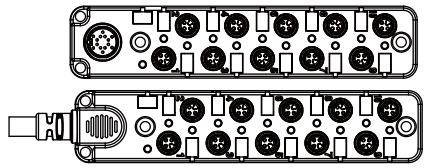
No of Port Type	8 Port	10 Port
Without cable	DB8-3A8M16-SPS7001	DB8-3A10M16-SPS7001
With cable	DB8-3A8CAB-SPS7BXX*	DB8-3A10CAB-SPS7BXX*

M12 Distribution Box > M23 Homerun

		
No of Port Type	4 Port	8 Port
Without cable	DB12-5A4M23-DPS7001	DB12-5A8M23-DPS7001
With cable	DB12-5A4CAB-DPS7BXX*	DB8-3A6CAB-SPS7BXX*

Accessories

Waterproof Cap

Customized – Upon Request

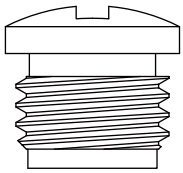
M8 (For Female)

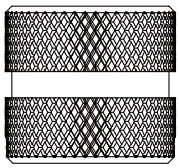
M10.5 (For Male)

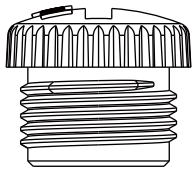
M12 (For Female)

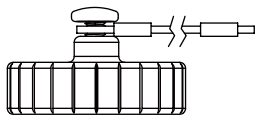
M22 (For Male) / Cap With Fish Line

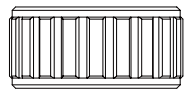
M23 (For Male)

Size		Mating Pair	Mating Style	Mating Pair (Gender)	P/N
M8		Overmolded with Cable	Screw Thread	Female	CAP-WBBFSCC1
		Receptacle and Overmolded with Cable	Screw Thread	Male	CAP-WBBMSMA1
				Female	CAP-WBBFSMA1
M10.5		Receptacle and Overmolded with Cable	Screw Thread	Male	CAP-WBCMSMA2
M12	A/B/D Code I Style	Receptacle	Screw Thread	Male	CAP-WBDPMSB1
		Receptacle and Overmolded with Cable		Male	CAP-WBDMSMA7
				Female	CAP-WBDFSMA7
M12 (Plastic)	A/B/D Code I Style	Receptacle and Overmolded with Cable	Screw Thread	Male	CAP-WBDMSMA7
				Female	CAP-WBDFSMA7
M22		Receptacle	Screw Thread	Male	CAP-WHBMSPD1
M23		Receptacle and Overmolded with Cable	Screw Thread	Male	CAP-WBHMSMA1

7 Choose plastic **(1)** or metal **(2)**

【Note】Design and specification are subject to change without notice.

IP 65 . 67 . 68

Receptacle I Unmated
Overmolded with Cable I Mated
Field Installable I Mated

↘ M12 > T-Cable

Customized – Upon Request

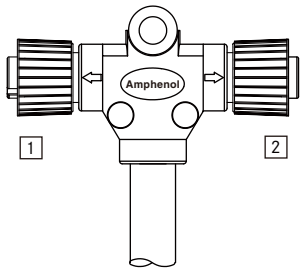

Choose Connector / Contacts Gender:

6 For connector 1

7 For connector 2

A/B/D Code

M: Male + Male

F: Female + Female

I Style

K: Connector (Male) + Contact (Male+Female)

Z: Connector (Female) + Contact (Male+Female)

*XX: Choose the cable length:01-99 m / PVC UL2464 Cable

Type		Current Rating	Contacts 2	Mating Style	Connector 1 (Male Connector / Male Contacts) Connector 2 (Male Connector / Male Contacts)	Connector 1 (Female Connector / Female Contacts) Connector 2 (Female Connector / Female Contacts)	More options
M12	A Code	4A	03,04,05	Screw Thread	SS-2 3 00-MM0-TSAXX*	SS-2 3 00-FF0-TSAXX*	SS-2 3 00-6 7 0-TSAXX*
		2A	08		SS-080800-MM0-TSAXX*	SS-080800-FF0-TSAXX*	SS-080800-6 7 0-TSAXX*
	B Code	4A	04,05		SB-2 3 00-MM0-TSAXX*	SB-2 3 00-FF0-TSAXX*	SB-2 3 00-6 7 0-TSAXX*
	D Code	4A	04,05		SD-2 3 00-MM0-TSAXX*	SD-2 3 00-FF0-TSAXX*	SD-2 3 00-6 7 0-TSAXX*
	I Style	4A	05		SI-050500-KK0-TSAXX*	SI-050500-ZZ0-TSAXX*	SI-050500-6 7 0-TSAXX*
M12 (Plastic)	A Code	4A	03,04,05	Screw Thread	PS-2 3 00-MM0-TSAXX*	PS-2 3 00-FF0-TSAXX*	PS-2 3 00-6 7 0-TSAXX*
		2A	08		PS-080800-MM0-TSAXX*	PS-080800-FF0-TSAXX*	PS-080800-6 7 0-TSAXX*
	B Code	4A	04,05		PB-2 3 00-MM0-TSAXX*	PB-2 3 00-FF0-TSAXX*	PB-2 3 00-6 7 0-TSAXX*
	D Code	4A	04,05		PD-2 3 00-MM0-TSAXX*	PD-2 3 00-FF0-TSAXX*	PD-2 3 00-6 7 0-TSAXX*
	I Style	4A	05		PI-050500-KK0-TSAXX*	PI-050500-ZZ0-TSAXX*	PI-050500-6 7 0-TSAXX*

M12 > Y-Cable

Customized – Upon Request

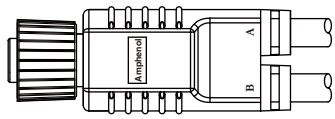

*XX: Choose the cable length:01-99 m / PVC UL2464 Cable

Type		Current Rating	Contacts ❷	Mating Style	Connector (Male Connector / Male Contacts)	Connector (Female Connector / Female Contacts)
M12	A Code	4A	03,04,05	Screw Thread	SS- ❷ 0000-M00-YSB*	SS- ❷ 0000-F00-YSB*
		2A	08	Screw Thread	SS-080000-M00-YSB*	SS-080000-F00-YSB*
	B Code	4A	04,05	Screw Thread	SB- ❷ 0000-M00-YSB*	SB- ❷ 0000-F00-YSB*
	D Code	4A	04,05	Screw Thread	SD- ❷ 0000-M00-YSB*	SD- ❷ 0000-F00-YSB*
	I Style	4A	05	Screw Thread	SI-050000-K00-YSB*	SI-050000-Z00-YSB*

IP 65 . 67 . 68

Receptacle I Unmated
Overmolded with Cable I Mated
Field Installable I Mated

M12 > T-Adaptor

Customized – Upon Request

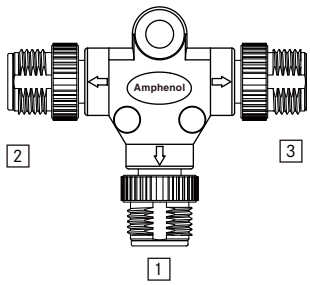

Choose Connector / Contacts Gender:

- 5 For connector 1
- 6 For connector 2
- 7 For connector 3

A/B/D Code

M: Male + Male

F: Female + Female

I Style

K: Connector (Male) + Contact (Male+Female)

Z: Connector (Female) + Contact (Male+Female)

Type		Current Rating	Contacts 2	Mating Style	Connector 1 (Male Connector / Male Contacts) Connector 2 (Male Connector / Male Contacts) Connector 3 (Male Connector / Male Contacts)	Connector 1 (Female Connector / Female Contacts) Connector 2 (Female Connector / Female Contacts) Connector 3 (Female Connector / Female Contacts)	More options
M12	A Code	4A	03,04,05	Screw Thread	SS-222-MMM-TS001	SS-222-FFF-TS001	SS-222-567-TS001
		2A	08	Screw Thread	SS-080808-MMM-TS001	SS-080808-FFF-TS001	SS-080808-567-TS001
	B Code	4A	04,05	Screw Thread	SB-222-MMM-TS001	SB-222-FFF-TS001	SB-222-567-TS001
	D Code	4A	04,05	Screw Thread	SD-222-MMM-TS001	SD-222-FFF-TS001	SD-222-567-TS001
	I Style	4A	05	Screw Thread	SI-050505-KKK-TS001	SI-050505-ZZZ-TS001	SI-050505-567-TS001
M12 (Plastic)	A Code	4A	03,04,05	Screw Thread	PS-222-MMM-TS001	PS-222-FFF-TS001	PS-222-567-TS001
		2A	08	Screw Thread	PS-080808-MMM-TS001	PS-080808-FFF-TS001	PS-080808-567-TS001
	B Code	4A	04,05	Screw Thread	PB-222-MMM-TS001	PB-222-FFF-TS001	PB-222-567-TS001
	D Code	4A	04,05	Screw Thread	PD-222-MMM-TS001	PD-222-FFF-TS001	PD-222-567-TS001
	I Style	4A	05	Screw Thread	PI-050505-KKK-TS001	PI-050505-ZZZ-TS001	PI-050505-567-TS001

M12 > Y-Adaptor

Customized – Upon Request

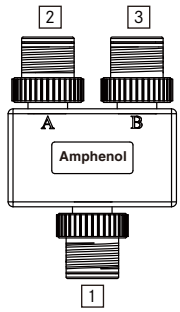

Choose Connector / Contacts Gender:

5 For connector 1
6 For connector 2
7 For connector 3

A/B/D Code
M: Male + Male
F: Female + Female

I Style
K: Connector (Male) + Contact (Male+Female)
Z: Connector (Female) + Contact (Male+Female)

Type		Current Rating	Contacts 2	Mating Style	Connector 1 (Male Connector / Male Contacts) Connector 2 (Male Connector / Male Contacts) Connector 3 (Male Connector / Male Contacts)	Connector 1 (Female Connector / Female Contacts) Connector 2 (Female Connector / Female Contacts) Connector 3 (Female Connector / Female Contacts)	More options
M12	A Code	4A	03,04,05	Screw Thread	SS-222-MMM-YS001	SS-222-FFF-YS001	SS-222-567-YS001
		2A	08	Screw Thread	SS-080808-MMM-YS001	SS-080808-FFF-YS001	SS-080808-567-YS001
	B Code	4A	04,05	Screw Thread	SB-222-MMM-YS001	SB-222-FFF-YS001	SB-222-567-YS001
	D Code	4A	04,05	Screw Thread	SD-222-MMM-YS001	SD-222-FFF-YS001	SD-222-567-YS001
	I Style	4A	05	Screw Thread	SI-050505-KKK-YS001	SI-050505-ZZZ-YS001	SI-050505-567-YS001
M12 (Plastic)	A Code	4A	03,04,05	Screw Thread	PS-222-MMM-YS001	PS-222-FFF-YS001	PS-222-567-YS001
		2A	08	Screw Thread	PS-080808-MMM-YS001	PS-080808-FFF-YS001	PS-080808-567-YS001
	B Code	4A	04,05	Screw Thread	PB-222-MMM-YS001	PB-222-FFF-YS001	PB-222-567-YS001
	D Code	4A	04,05	Screw Thread	PD-222-MMM-YS001	PD-222-FFF-YS001	PD-222-567-YS001
	I Style	4A	05	Screw Thread	PI-050505-KKK-YS001	PI-050505-ZZZ-YS001	PI-050505-567-YS001

IP 65 . 67 . 68

Receptacle I Unmated
Overmolded with Cable I Mated
Field Installable I Mated

↘ M12 > I-Adaptor

Customized – Upon Request

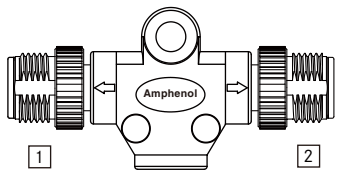

Choose Connector / Contacts Gender:

6 For connector 1

7 For connector 2

A/B/D Code

M: Male + Male

F: Female + Female

I Style

K: Connector (Male) + Contact (Male+Female)

Z: Connector (Female) + Contact (Male+Female)

Type		Current Rating	Contacts 3	Mating Style	Connector 1 (Male Connector / Male Contacts) Connector 2 (Male Connector / Male Contacts)	Connector 1 (Female Connector / Female Contacts) Connector 2 (Female Connector / Female Contacts)	More options
M12	A Code	4A	03,04,05	Screw Thread	SS-00 3 3 -0MM-IS001	SS-00 3 3 -0FF-IS001	SS-00 3 3 -0 6 7 -IS001
		2A	08	Screw Thread	SS-000808-0MM-IS001	SS-000808-0FF-IS001	SS-000808-0 6 7 -IS001
	B Code	4A	04,05	Screw Thread	SB-00 3 3 -0MM-IS001	SB-00 3 3 -0FF-IS001	SB-00 3 3 -0 6 7 -IS001
	D Code	4A	04,05	Screw Thread	SD-00 3 3 -0MM-IS001	SD-00 3 3 -0FF-IS001	SD-00 3 3 -0 6 7 -IS001
	I Style	4A	05	Screw Thread	SI-000505-0KK-IS001	SI-000505-0ZZ-IS001	SI-000505-0KZ-IS001 SI-000505-0ZK-IS001
M12 (Plastic)	A Code	4A	03,04,05	Screw Thread	PS-00 3 3 -0MM-IS001	PS-00 3 3 -0FF-IS001	PS-00 3 3 -0 6 7 -IS001
		2A	08	Screw Thread	PS-000808-0MM-IS001	PS-000808-0FF-IS001	PS-000808-0 6 7 -IS001
	B Code	4A	04,05	Screw Thread	PB-00 3 3 -0MM-IS001	PB-00 3 3 -0FF-IS001	PB-00 3 3 -0 6 7 -IS001
	D Code	4A	04,05	Screw Thread	PD-00 3 3 -0MM-IS001	PD-00 3 3 -0FF-IS001	PD-00 3 3 -0 6 7 -IS001
	I Style	4A	05	Screw Thread	PI-000505-0KK-IS001	PI-000505-0ZZ-IS001	PI-000505-0KZ-IS001 PI-000505-0ZK-IS001

M12 > M12 to RJ45 Adaptor

■ Customized – Upon Request

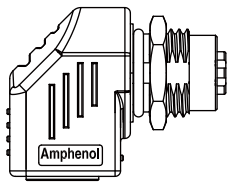

Right Angle

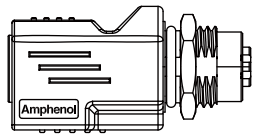

Straight

Connector 1					Connector 2		P/ N
Type	Contacts	Gender (Housing / Contact)	Connector Body	Mating Style	Type	Gender	
M12 D Code	04	FF	Right Angleor Straig	Screw Thread	RJ 45 Shielded	Jack	RJS-12D04FF-RS8001 RJS-12D04FF-LS8001
		MM					RJS-12D04FM-RS8001 RJS-12D04FM-LS8001

M12 > Insert

■ Customized – Upon Request

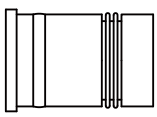

Type ❷	Contacts ❸	P/N
M12 A Code(A)	004,005,008	SLD- ❷ ❸ 001
M12 B Code(B)	004,005	
M12 D Code(D)	004,005	
M12 I Style(I)	0'05	

Amphenol LTW Technology Co., Ltd.

5F-3, No.51, Sec.4, Zhongyang Rd., Tucheng Dist., New Taipei City 236, Taiwan
Telephone: +886-2-77416888 Fax: +886-2-77416999
www.amphenolltw.com

Kunshan Factory

No. 62, DaTong Road, Development Zone, Kunshan City, JiangSu Province, 215333 China
Telephone: +86-512-5761-0501
Fax: : +86-512-5761-0515

For further information, please contact :

Sales & Marketing Department | Email : sales@ltw-tech.com

Copyright 2016 by ALTW Technology Co., Ltd Printed in Taiwan R.O.C

Mouser Electronics

Authorized Distributor

Click to View Pricing, Inventory, Delivery & Lifecycle Information:

Amphenol:

M12S-04PMMS-SF8B15 M12B-05BFFM-SL8A01 M12B-05BFFM-SL8B01 M12B-05BFFM-SL8D01 M12B-05BFFM-SR8A01 M12B-05BFFM-SR8B01 M12B-05BFFM-SR8D01 M12S-04PMMS-SF8C15 M12S-04PMMS-SH8B30 M12S-04PFFS-SH8C15 M12S-04PFFS-SF8B15 M12S-04PMMS-SF8B30 M12S-04PMMS-SH8C15 M12S-04PFFS-SH8B15 M12S-04PFFS-SF8C15 M12S-04PMMS-SH8B15 M12S-04PFFS-SF8B30 M12S-04PFFS-SH8B30 M12B-05BMMM-SL8A01 M12B-05BMMM-SL8B01 M12B-05BMMM-SL8D01 M12B-05PMMC-SF8B15 M12B-05PMMC-SF8C15 M12B-05PFFC-SF8C15 M12B-05PFFC-SF8B15 M12B-05PMMC-SH8B15 M12B-05PMMC-SH8C15 M12B-05PFFC-SH8B15 M12B-05PFFC-SH8C15 M12B-05BMMM-SR8D01 M12B-05BMMM-SR8A01 M12B-05BMMM-SR8B01 M12S-04PMMS-SF8B20 MSAS-08BMMM-SL8D01 MSAS-08BMMM-SL8E01 MSAS-08BFFM-SL8E01 MSBS-05BFFM-SL8D01 MSDS-04BFFM-SL8D01 MSDS-04BFFM-SL8D02 MSAS-05BMMM-SL8D01 MSAS-05BMMM-SL8E01 MSAS-05BMMM-SL8D10 MSDS-04BMMM-SL8D01 MSDS-04BMMM-SL8D02 MSAS-12BMMM-SL8E01 MSAS-12BFFM-SL8E01 MSAS-12BMMM-SL8D01 MSAS-12BMMM-SL8D03 MSBS-05BMMM-SL8D01 MSBS-05BMMM-SL8E01 MSAS-12BMMM-SL8E03 MSAS-05BFFM-SL8E01 MSBS-05BFFM-SL8E01 MSDS-04BFFM-SL8E01 MSDS-04BFFM-SL8E02 MSDS-04BMMM-SL8E01 MSDS-04PMMC-SF8B15 MSDS-04PMMC-SF8B30 MSDS-04PMMC-SF8B50 MSDS-04PMMC-SF8C15 MSDS-04PMMC-SF8C30 MSDS-04PMMC-SF8C50 MSBS-05PMMC-SF8B30 MSBS-05PMMC-SF8C15 MSBS-05PMMC-SF8C30 MSBS-04PMMC-SF8B15 MSBS-04PMMC-SF8B30 MSBS-04PMMC-SF8C15 MSBS-04PMMC-SF8C30 MSBS-05PMMC-SF8B15 MSBS-05PFFC-SF8B15 MSBS-05PFFC-SF8B30 MSBS-05PFFC-SF8C15 MSBS-05PFFC-SF8C30 MSDS-04PFFC-SF8B15 MSDS-04PFFC-SF8B30 MSDS-04PFFC-SF8B50 MSDS-04PFFC-SF8C15 MSDS-04PFFC-SF8C30 MSDS-04PFFC-SF8C50 MSAS-17PFFC-SF8C20 MSAS-17BFFM-SL8B01 MSAS-17BFFM-SL8B02 MSAS-17BMMM-SL8D01 MSAS-17BMMM-SL8D02 MSAS-17PMMC-SF8C20 MSAS-12BFFM-SR8D01 MSAS-05BFFM-SR8D01 MSAS-08BFFM-SR8D01 M12S-04PMMS-SH8CA0 M12S-04PMMS-SH8C30 M12S-04PMMS-SH8C50 MSAS-05BFFM-SL8J05 MSAS-05BMMM-SR8J01 MSAS-05BFFM-SR8J05 MSAS-05BFFM-SR8J01 MSAS-05BFFM-SR8J02 MSAS-05BFFM-SL8J02 MSAS-05BMMM-SL8J05 MSAS-05BMMM-SR8J02