

2MM FB,4RV,REC,ASY,144,PF,4.25

✓ ACTIVE

Z-PACK | Z-PACK Future Bus+

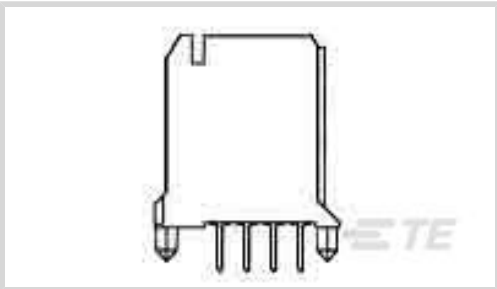
TE Part # 5223650-6

TE Internal #: 5223650-6

[View on TE.com >](#)



Connectors > PCB Connectors > Board-to-Board Connectors > Board-to-Board Headers & Receptacles



PCB Connector Assembly Type: **PCB Mount Receptacle**

PCB Mount Orientation: **Vertical**

Connector System: **Board-to-Board**

Number of Positions: **144**

Centerline (Pitch): **2 mm [.079 in]**

Features

Product Type Features

Series	Signal
PCB Connector Assembly Type	PCB Mount Receptacle
Connector System	Board-to-Board
Sealable	No
Connector & Contact Terminates To	Printed Circuit Board

Configuration Features

Sequencing	No
Number of Rows	4
Stackable	No
Connector Contact Load Condition	Fully Loaded
Number of Signal Positions	144
PCB Mount Orientation	Vertical
Number of Positions	144
Board-to-Board Configuration	Vertical

Electrical Characteristics

Dielectric Withstanding Voltage (Max)	1000 VAC
Insulation Resistance	4 MΩ
Operating Voltage	30 VAC
Impedance	144 Ω



Contact Features

Contact Layout	Matrix
PCB Contact Termination Area Plating Material Thickness	.06 µm[2.3622 µin]
Contact Underplating Material	Nickel
PCB Contact Termination Area Plating Material	Tin
Contact Base Material	Phosphor Bronze
Contact Mating Area Plating Material	Gold
Contact Mating Area Plating Material Thickness	.76 µm[30 µin]
Contact Type	Socket
Contact Current Rating (Max)	3 A

Termination Features

Termination Post & Tail Length	4.25 mm[.167 in]
Termination Method to Printed Circuit Board	Through Hole - Press-Fit

Mechanical Attachment

PCB Mount Retention Type	Action/Compliant Tail
Mating Alignment	With
Mating Alignment Type	Polarization
PCB Mount Retention	With
PCB Mount Alignment	Without
Connector Mounting Type	Board Mount

Housing Features

Centerline (Pitch)	2 mm[.079 in]
Housing Color	Natural
Housing Material	LCP (Liquid Crystal Polymer)

Dimensions

Connector Height	14.3 mm[.562 in]
PCB Thickness (Recommended)	2.4 mm[.76 in]

Usage Conditions

Operating Temperature Range	-55 – 125 °C[-67 – 257 °F]
-----------------------------	----------------------------

Operation/Application

Circuit Application	Power & Signal
---------------------	----------------

Industry Standards



UL Flammability Rating	UL 94V-0
------------------------	----------

Packaging Features

Packaging Quantity	7
Packaging Method	Tube

Product Compliance

For compliance documentation, visit the product page on TE.com>

EU RoHS Directive 2011/65/EU	Compliant
EU ELV Directive 2000/53/EC	Compliant
China RoHS 2 Directive MIIT Order No 32, 2016	No Restricted Materials Above Threshold
EU REACH Regulation (EC) No. 1907/2006	Current ECHA Candidate List: JAN 2019 (197) Candidate List Declared Against: JUN 2013 (144)
Halogen Content	Not Yet Reviewed for halogen content
Solder Process Capability	Not applicable for solder process capability

Product Compliance Disclaimer

This information is provided based on reasonable inquiry of our suppliers and represents our current actual knowledge based on the information they provided. This information is subject to change. The part numbers that TE has identified as EU RoHS compliant have a maximum concentration of 0.1% by weight in homogenous materials for lead, hexavalent chromium, mercury, PBB, PBDE, DBP, BBP, DEHP, DIBP, and 0.01% for cadmium, or qualify for an exemption to these limits as defined in the Annexes of Directive 2011/65/EU (RoHS2). Finished electrical and electronic equipment products will be CE marked as required by Directive 2011/65/EU. Components may not be CE marked. Additionally, the part numbers that TE has identified as EU ELV compliant have a maximum concentration of 0.1% by weight in homogenous materials for lead, hexavalent chromium, and mercury, and 0.01% for cadmium, or qualify for an exemption to these limits as defined in the Annexes of Directive 2000/53/EC (ELV). Regarding the REACH Regulations, TE’s information on SVHC in articles for this part number is still based on the European Chemical Agency (ECHA) ‘Guidance on requirements for substances in articles’(Version: 2, April 2011), applying the 0.1% weight on weight concentration threshold at the finished product level. TE is aware of the European Court of Justice ruling of September 10th, 2015 also known as O5A (Once An Article Always An Article) stating that, in case of ‘complex object’, the threshold for a SVHC must be applied to both the product as a whole and simultaneously to each of the articles forming part of its composition. TE has evaluated this ruling based on the new ECHA “Guidance on requirements for substances in articles” (June 2017, version 4.0) and will be updating its statements accordingly.

Compatible Parts

TE Part # 5536513-5
2MM FB,SIG,PIN,ASY,
144,4.25


TE Part # 536513-5
2MM FB,SIG,PIN,ASY,
144,4.25



Also in the Series | [Z-PACK Future Bus+](#)



Board-to-Board Headers & Receptacles(168)



Hard Metric Backplane Connectors(1)



PCB Connector Shrouds(9)




Rectangular Power Connectors(35)

Customers Also Bought



TE Part #5-103911-3
60 SYSTEM 50 RCPT ASSY
DRRA



TE Part #5146893-2
1FHR,84,30A/S,S,C,S08,
09,10



TE Part #1415542-8
RM225024




TE Part #3-1415020-1
PT570N20



TE Part #4-2106003-2
Connector, SMT-IDC, 2
pos, 18AWG, black



TE Part #5-104076-2
60 SYS50 HDR DRST SHRD
W/SL SN



TE Part #3-2319848-1
END STACK DIP 10P G
RECESS SEAL TUBE



TE Part #2331373-1
DET SW3.50X2.8X1.5 JB
VERT. NO AG RL



TE Part #2331390-1
DET SW5.7X4.0X2.0 GW
HORZ. NC AG RL



TE Part #2-1676971-3
RN 0805 261K 0.1% 10PPM
CUT LENGTH

Documents

Product Drawings

[2MM FB,4RV,REC,ASY,144,PF,4.25](#)

English

CAD Files

Customer View Model

[ENG_CVM_CVM_5223650-6_O.2d_dxf.zip](#)



English

[3D PDF](#)

3D

Customer View Model

[ENG_CVM_CVM_5223650-6_O.3d_igs.zip](#)

English

Customer View Model

[ENG_CVM_CVM_5223650-6_O.3d_stp.zip](#)

English

[Product Specifications](#)

[Application Specification](#)

English