

Actuator

61-
2201.0/D



<https://eao.com/p/61-2201.0/D>

Your product:



61-2201.0/D Actuator

ELECTRICAL CHARACTERISTICS

Electrostatic discharge (ESD): 11 kV

MECHANICAL CHARACTERISTIC

Operating Travel: ca. 90°

Weight: 0.012 kg

Switching action: Rest (a) - Maintained

Switching positions: 2 positions

Switching angle: 90° right

Mechanical lifetime: According to DIN/IEC 60512-5-6 and EN/IEC 60947-5-1, 50 000 cycles of operation

Operating force: 0.025...0.1 Nm snap-action switching element, 0.4 ... 0.16 Nm slow-make switching element

Tightening torque: Max. 0.5 Nm

AMBIENT CONDITION

IP Protection: IP40 rear side, according to EN IEC 60529, IP67 front side, according to EN IEC 60529

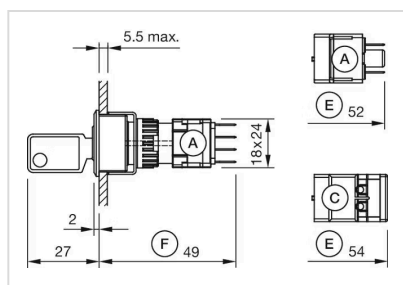
Storage temperature: – 40 °C ... + 85 °C

OTHER

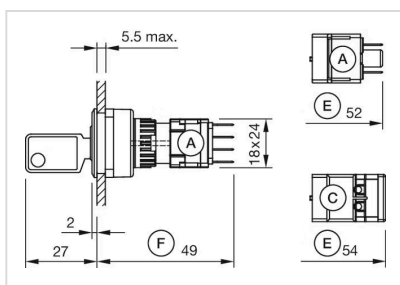
Housing material: Plastic, according to UL 94 V0, self-extinguishing

Short Description: Actuator, Rest (a) - Maintained

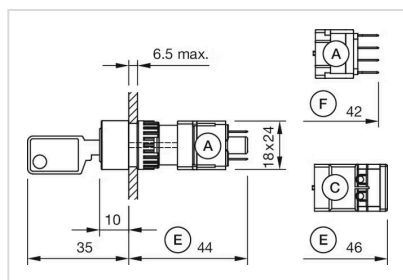
Dimension drawings:



A = Plug-in terminal 2.8 mm x 0.5 mm
 C = Screw terminal
 E = Slow-make switching element
 F = Snap-action switching element

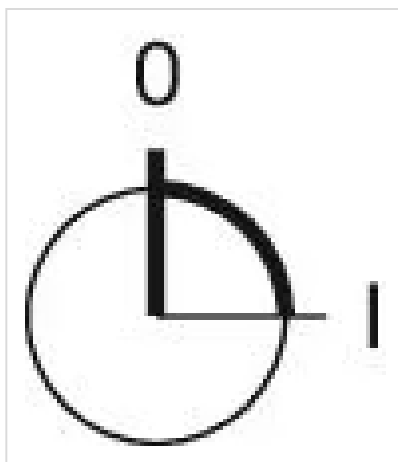


A = Plug-in terminal 2.8 mm x 0.5 mm
 C = Screw terminal
 E = Slow-make switching element
 F = Snap-action switching element

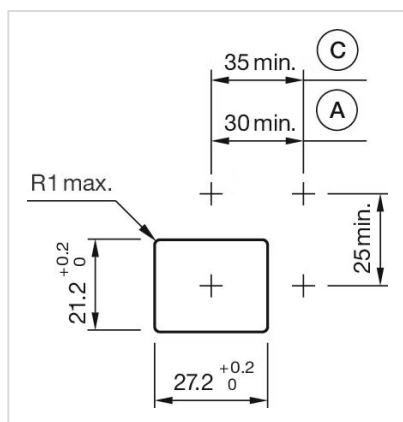


A = Plug-in terminal 2.8 mm x 0.5 mm
 C = Screw terminal
 E = Slow-make switching element
 F = Snap-action switching element

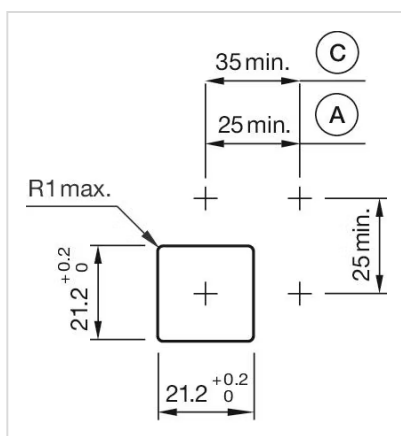
Switching positions:



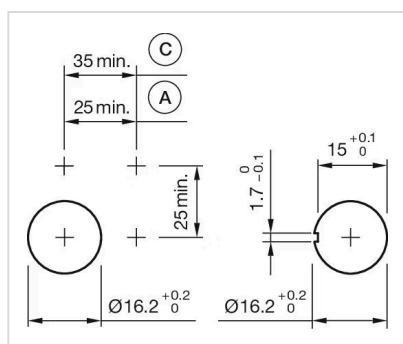
Mounting cut-outs:



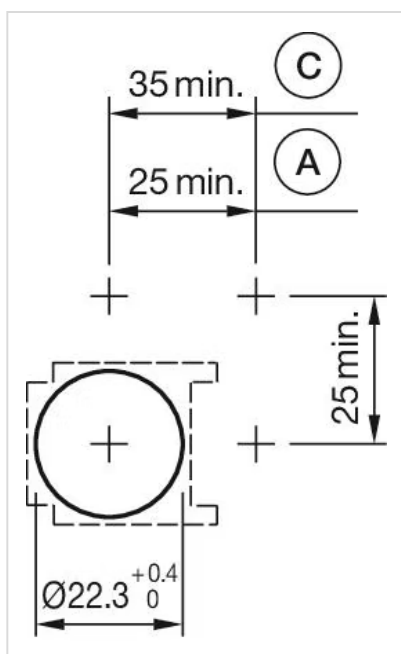
A = Solder/Plug-in terminal 2.8 mm x 0.5 mm
C = Screw terminal



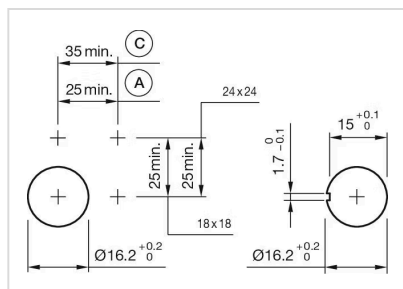
A = Solder/Plug-in terminal 2.8 mm x 0.5 mm
C = Screw terminal



A = Solder/Plug-in terminal 2.8 mm x 0.5 mm
C = Screw terminal



A = Solder/Plug-in terminal 2.8 mm x 0.5 mm
C = Screw terminal



A = Solder/Plug-in terminal 2.8 mm x 0.5 mm
C = Screw terminal

Wiring diagrams:



Mouser Electronics

Authorized Distributor

Click to View Pricing, Inventory, Delivery & Lifecycle Information:

[EAO:](#)

[61-2201.0/D](#)