

# PTPOWER 95-FE-F - High-current terminal block



3260142

<https://www.phoenixcontact.com/us/products/3260142>

Please be informed that the data shown in this PDF document is generated from our online catalog. Please find the complete data in the user documentation. Our general terms of use for downloads are valid.



High-current terminal block, nom. voltage: 1000 V, nominal current: 232 A, number of connections: 2, number of positions: 1, connection method: PowerTurn connection, cross section: 25 mm<sup>2</sup> - 95 mm<sup>2</sup>, mounting type: direct screw connection, color: black/yellow

## Your advantages

- Quick and easy connection is now also possible for large conductors with the high-current terminal block
- In addition to using the existing test pick-off, pick-off terminal blocks can be connected, each of which can also accommodate two test cables
- The compact design enables wiring in a confined space
- The Push-in connection terminal blocks are characterized by the system features of the CLIPLINE complete system and by easy and tool-free wiring of conductors with ferrules or solid conductors
- Tested for railway applications

## Commercial data

Item number	3260142
Packing unit	3 pc
Minimum order quantity	10 pc
Sales key	BE22
Product key	BE2211
Catalog page	Page 139 (C-1-2019)
GTIN	4046356779067
Weight per piece (including packing)	254.77 g
Weight per piece (excluding packing)	246.26 g
Customs tariff number	85369010
Country of origin	PL

# PTPOWER 95-FE-F - High-current terminal block



3260142

<https://www.phoenixcontact.com/us/products/3260142>

## Technical data

### Product properties

Product type	High current terminal block
Area of application	Railway industry
	Machine building
	Plant engineering
Number of positions	1
Pitch	25 mm
Number of connections	2
Number of rows	1
Potentials	1

### Data management status

Article revision	13
------------------	----

### Insulation characteristics

Overvoltage category	III
Degree of pollution	3

### Electrical properties

Rated surge voltage	8 kV
Maximum power dissipation for nominal condition	7.54 W

### Connection data

Number of connections per level	2
Nominal cross section	95 mm <sup>2</sup>
Stripping length	40 mm
Connection in acc. with standard	IEC 60947-7-1
Conductor cross section rigid	25 mm <sup>2</sup> ... 95 mm <sup>2</sup>
Cross section AWG	2 ... 3/0 (converted acc. to IEC)
Conductor cross section flexible	25 mm <sup>2</sup> ... 95 mm <sup>2</sup>
Conductor cross section, flexible [AWG]	2 ... 3/0 (converted acc. to IEC)
Conductor cross-section flexible (ferrule without plastic sleeve)	25 mm <sup>2</sup> ... 95 mm <sup>2</sup>
Flexible conductor cross section (ferrule with plastic sleeve)	25 mm <sup>2</sup> ... 95 mm <sup>2</sup>
Cross-section with insertion bridge, rigid	70 mm <sup>2</sup>
Cross-section with insertion bridge, flexible	70 mm <sup>2</sup>
Nominal current	232 A
Maximum load current	232 A (with 95 mm <sup>2</sup> conductor cross section)
Nominal voltage	1000 V

### Connection cross sections directly pluggable

Conductor cross section rigid	25 mm <sup>2</sup> ... 95 mm <sup>2</sup>
Conductor cross-section flexible (ferrule without plastic sleeve)	25 mm <sup>2</sup> ... 95 mm <sup>2</sup>
Flexible conductor cross section (ferrule with plastic sleeve)	25 mm <sup>2</sup> ... 95 mm <sup>2</sup>

# PTPOWER 95-FE-F - High-current terminal block



3260142

<https://www.phoenixcontact.com/us/products/3260142>

## Ex data

### Rated data (ATEX/IECEx)

Identification	Ex II 2 GD Ex eb IIC Gb
Operating temperature range	-60 °C ... 110 °C
Ex-certified accessories	1206612 SZF 3-1,0X5,5
List of bridges	Insertion bridge / EB 2-25/PT / 3260157
Bridge data	144 A / 50 mm <sup>2</sup>
	174 A / 70 mm <sup>2</sup>
List of bridges	Insertion bridge / EB 3-25/PT / 3260160
Bridge data	144 A / 50 mm <sup>2</sup>
	174 A / 70 mm <sup>2</sup>
Ex temperature increase	40 K (237 A / 95 mm <sup>2</sup> )
Rated voltage	1100 V
at bridging with insertion bridge	1100 V
for bridging with bridge	1100 V
Rated insulation voltage	1000 V
output	(Permanent)

### Ex level General

Rated current	215 A
Maximum load current	215 A
Contact resistance	0.1 mΩ

### Ex connection data General

Ferrule length	40 mm
Stripping length	40 mm
Nominal cross section	95 mm <sup>2</sup>
Rated cross section AWG	4/0
Connection capacity rigid	25 mm <sup>2</sup> ... 95 mm <sup>2</sup>
Connection capacity AWG	4 ... 4/0
Conductor cross section flexible, with ferrule without plastic sleeve min.	25 mm <sup>2</sup>
Conductor cross section flexible, with ferrule without plastic sleeve max.	95 mm <sup>2</sup>
Single conductor/terminal point, flexible, with ferrule, without plastic sleeve, AWG	4 ... 4/0

## Dimensions

Dimensional drawing	
Width	25 mm

# PTPOWER 95-FE-F - High-current terminal block



3260142

<https://www.phoenixcontact.com/us/products/3260142>

Height	139.1 mm
Depth	99.8 mm
Drill hole spacing	126.4 mm
Hole diameter	6.5 mm
Pitch	25 mm

## Material specifications

Color	multicolored
	black (RAL 9005)
	yellow (RAL 1018)
Flammability rating according to UL 94	V0
Insulating material group	I
Insulating material	PA
Static insulating material application in cold	-60 °C
Temperature index of insulation material (DIN EN 60216-1 (VDE 0304-21))	130 °C
Relative insulation material temperature index (Elec., UL 746 B)	130 °C
Fire protection for rail vehicles (DIN EN 45545-2) R22	HL 1 - HL 3
Fire protection for rail vehicles (DIN EN 45545-2) R23	HL 1 - HL 3
Fire protection for rail vehicles (DIN EN 45545-2) R24	HL 1 - HL 3
Fire protection for rail vehicles (DIN EN 45545-2) R26	HL 1 - HL 3
Calorimetric heat release NFPA 130 (ASTM E 1354)	28 MJ/kg
Surface flammability NFPA 130 (ASTM E 162)	passed
Specific optical density of smoke NFPA 130 (ASTM E 662)	passed
Smoke gas toxicity NFPA 130 (SMP 800C)	passed

## Electrical tests

### Surge voltage test

Test voltage setpoint	9.8 kV
Result	Test passed

### Temperature-rise test

Requirement temperature-rise test	Increase in temperature $\leq 45$ K
Result	Test passed
Short-time withstand current 95 mm <sup>2</sup>	11.4 kA
Result	Test passed

### Power-frequency withstand voltage

Test voltage setpoint	6 kV
Result	Test passed

## Mechanical properties

### Mechanical data

Open side panel	No
-----------------	----

# PTPOWER 95-FE-F - High-current terminal block



3260142

<https://www.phoenixcontact.com/us/products/3260142>

## Technical data

Drill hole spacing	126.4 mm
--------------------	----------

## Mechanical tests

### Mechanical strength

Result	Test passed
--------	-------------

### Attachment on the carrier

DIN rail/fixing support	NS 35/15
Test force setpoint	15 N
Result	Test passed

### Test for conductor damage and slackening

Rotation speed	10 rpm
Revolutions	135
Conductor cross section/weight	25 mm <sup>2</sup> / 4.5 kg
	95 mm <sup>2</sup> /14 kg
Result	Test passed

## Environmental and real-life conditions

### Aging

Temperature cycles	192
Result	Test passed

### Needle-flame test

Time of exposure	30 s
Result	Test passed

### Oscillation/broadband noise

Specification	DIN EN 50155 (VDE 0115-200):2018-05
Spectrum	Service life test category 2, bogie-mounted
Frequency	$f_1 = 5 \text{ Hz}$ to $f_2 = 250 \text{ Hz}$
ASD level	6.12 (m/s <sup>2</sup> ) <sup>2</sup> /Hz
Acceleration	3.12g
Test duration per axis	5 h
Test directions	X-, Y- and Z-axis
Result	Test passed

### Shocks

Specification	DIN EN 50155 (VDE 0115-200):2018-05
Pulse shape	Half-sine
Acceleration	30g
Shock duration	18 ms
Number of shocks per direction	3
Test directions	X-, Y- and Z-axis (pos. and neg.)

# PTPOWER 95-FE-F - High-current terminal block



3260142

<https://www.phoenixcontact.com/us/products/3260142>

Result	Test passed
--------	-------------

## Ambient conditions

Ambient temperature (operation)	-60 °C ... 110 °C (Operating temperature range incl. self-heating; for max. short-term operating temperature, see RTI Elec.)
Ambient temperature (storage/transport)	-25 °C ... 60 °C (for a short time, no longer than 24 h, -60°C to +70°C)
Ambient temperature (assembly)	-5 °C ... 70 °C
Ambient temperature (actuation)	-5 °C ... 70 °C
Permissible humidity (operation)	20 % ... 90 %
Permissible humidity (storage/transport)	30 % ... 70 %

## Standards and regulations

Connection in acc. with standard	IEC 60947-7-1
----------------------------------	---------------

## Mounting

Mounting type	direct screw connection
---------------	-------------------------

# PTPOWER 95-FE-F - High-current terminal block

3260142

<https://www.phoenixcontact.com/us/products/3260142>

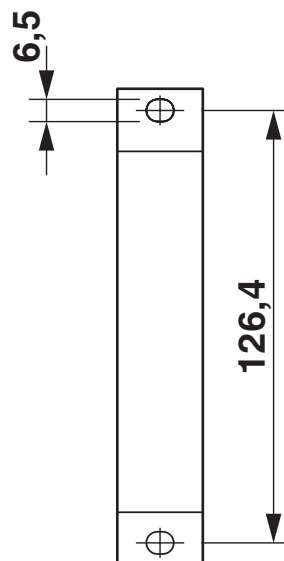


## Drawings

Circuit diagram



Dimensional drawing



# PTPOWER 95-FE-F - High-current terminal block

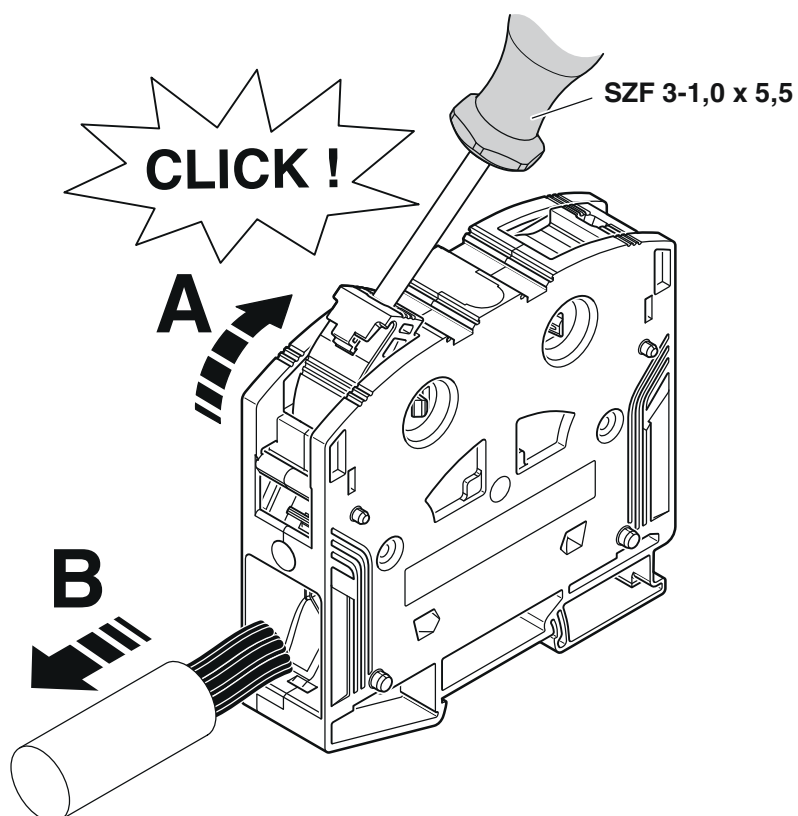
3260142

<https://www.phoenixcontact.com/us/products/3260142>

Schematic diagram

## PTPOWER

AGK 10-PTPOWER	0,5 mm <sup>2</sup> ... 16 mm <sup>2</sup>	18 mm
PTPOWER 35	2,5 mm <sup>2</sup> ... 35 mm <sup>2</sup>	25 mm
PTPOWER 50	10 mm <sup>2</sup> ... 50 mm <sup>2</sup>	32 mm
PTPOWER 95	25 mm <sup>2</sup> ... 95 mm <sup>2</sup>	40 mm
PTPOWER 185	95 mm <sup>2</sup> ... 185 mm <sup>2</sup>	40 mm





# PTPOWER 95-FE-F - High-current terminal block




3260142

<https://www.phoenixcontact.com/us/products/3260142>

## Approvals

To download certificates, visit the product detail page: <https://www.phoenixcontact.com/us/products/3260142>

 **CSA**  
Approval ID: 13631

 **EAC**  
Approval ID: RU C-DE.BL08.B.00644

**DNV**  
Approval ID: TAE0000029


 **cUL Recognized**  
Approval ID: E60425

	Nominal voltage $U_N$	Nominal current $I_N$	Cross section AWG	Cross section $\text{mm}^2$
Use group C	1000 V	230 A	4 - 4/0	-

 **UL Recognized**  
Approval ID: E60425


	Nominal voltage $U_N$	Nominal current $I_N$	Cross section AWG	Cross section $\text{mm}^2$
Use group E	1000 V	230 A	4 - 4/0	-

 **CSA**  
Approval ID: 13631

 **CCC**  
Approval ID: 2020322313000630

 **UKCA-EX**  
Approval ID: CML 22UKEX1227U

 **IECEx**  
Approval ID: IECExSEV14.0013U

 **ATEX**


# PTPOWER 95-FE-F - High-current terminal block



3260142

<https://www.phoenixcontact.com/us/products/3260142>

Approval ID: SEV14ATEX0156U				
	Nominal voltage U <sub>N</sub>	Nominal current I <sub>N</sub>	Cross section AWG	Cross section mm <sup>2</sup>
	1100 V	215 A	-	25 - 95



**IECEx**  
Approval ID: IECExSEV14.0013U

cULus Recognized

# PTPOWER 95-FE-F - High-current terminal block



3260142

<https://www.phoenixcontact.com/us/products/3260142>

## Classifications

### ECLASS

ECLASS-11.0	27141120
ECLASS-13.0	27250101

### ETIM

ETIM 9.0	EC000897
----------	----------

### UNSPSC

UNSPSC 21.0	39121400
-------------	----------

# PTPOWER 95-FE-F - High-current terminal block



3260142

<https://www.phoenixcontact.com/us/products/3260142>

## Environmental product compliance

EU RoHS	
Fulfills EU RoHS substance requirements	Yes, No exemptions
China RoHS	
Environment friendly use period (EFUP)	EFUP-E
	No hazardous substances above the limits
EU REACH SVHC	
REACH candidate substance (CAS No.)	No substance above 0.1 wt%

Phoenix Contact 2024 © - all rights reserved  
<https://www.phoenixcontact.com>

Phoenix Contact USA  
586 Fulling Mill Road  
Middletown, PA 17057, United States  
(+717) 944-1300  
[info@phoenixcon.com](mailto:info@phoenixcon.com)