



Ranger Distribution List Wave 1: Standard




Part Number	NX-A10YAR-P09XCD0-0000	NX-A11YAR-P08XFG0-0000	NX-A11YAR-P14XCD0-0000	NX-A11YAR-P16XCD0-0000	NX-K10YAR-P09WCD0-000	NX-K11YAR-P08WFG0-0000	NX-K11YAR-P14WCD0-0000	NX-K11YAR-P16WCD0-0000	NX-G80YAR-P09WCD0-000L	NX-G81YAR-P08WFG0-000L	NX-G81YAR-P14WCD0-000L	NX-G81YAR-P16WCD0-000L
Image												
Type of Connector	Straight Plug	Straight Plug	Straight Plug	Straight Plug	In-Line Recepticle	In-Line Recepticle	In-Line Recepticle	In-Line Recepticle	Rear Panel Mount Recepticle	Rear Panel Mount Recepticle	Rear Panel Mount Recepticle	Rear Panel Mount Recepticle
Size	0	1	1	1	0	1	1	1	0	1	1	1
Number of Contacts	9	8	14	16	9	8	14	16	9	8	14	16
Keying	Brown	Brown	Brown	Brown	Brown	Brown	Brown	Brown	Brown	Brown	Brown	Brown
Contact Type	Pins	Pins	Pins	Pins	sockets	sockets	sockets	sockets	sockets	sockets	sockets	sockets
Contact Diameter	0.5 mm	0.7 mm	0.5 mm	0.5 mm	0.5 mm	0.7 mm	0.5 mm	0.5 mm	0.5 mm	0.7 mm	0.5 mm	0.5 mm
Cable Diameter	3-5.5 mm	3.2 - 6.5 mm	3.2 - 6.5 mm	3.2 - 6.5 mm	3-5.5 mm	6.5 mm	3.2 - 6.5 mm	3.2 - 6.5 mm	3-5.5 mm	3.2 - 6.5 mm	3.2 - 6.5 mm	3.2 - 6.5 mm
Insulator Material	PEEK	PEEK	PEEK	PEEK	PEEK	PEEK	PEEK	PEEK	PEEK	PEEK	PEEK	PEEK
Wire Cross Section	26AWG	22AWG	26AWG	26AWG	26AWG	22AWG	26AWG	26AWG	26AWG	22AWG	26AWG	26AWG
Termination Type	Solder	Solder	Solder	Solder	Solder	Solder	Solder	Solder	Solder	Solder	Solder	Solder
Termination Diameter	0.65 mm	0.85 mm	0.65 mm	0.65 mm	0.65 mm	0.85 mm	0.65 mm	0.65 mm	0.65 mm	0.85 mm	0.65 mm	0.65 mm
Data Transmission	NA	NA	NA	NA	NA	NA	NA	NA	NA	NA	NA	NA
Degree of Protection	IP6K8 / IP6K9K	IP6K8 / IP6K9K	IP6K8 / IP6K9K	IP6K8 / IP6K9K	IP6K8 / IP6K9K	IP6K8 / IP6K9K	IP6K8 / IP6K9K	IP6K8 / IP6K9K	IP6K8 / IP6K9K	IP6K8 / IP6K9K	IP6K8 / IP6K9K	IP6K8 / IP6K9K
Operating Temperature	-51°C - 125°C	-51°C - 125°C	-51°C - 125°C	-51°C - 125°C	-51°C - 125°C	-51°C - 125°C	-51°C - 125°C	-51°C - 125°C	-51°C - 125°C	-51°C - 125°C	-51°C - 125°C	-51°C - 125°C
Mating Cycles	5000	5000	5000	5000	5000	5000	5000	5000	5000	5000	5000	5000
Shell Finish	Aluminum with ruthenium finish	Aluminum with ruthenium finish	Aluminum with ruthenium finish	Aluminum with ruthenium finish	Aluminum with ruthenium finish	Aluminum with ruthenium finish	Aluminum with ruthenium finish	Aluminum with ruthenium finish	Aluminum with ruthenium finish	Aluminum with ruthenium finish	Aluminum with ruthenium finish	Aluminum with ruthenium finish
Contact Finish	Cu-alloy with gold finish	Cu-alloy with gold finish	Cu-alloy with gold finish	Cu-alloy with gold finish	Cu-alloy with gold finish	Cu-alloy with gold finish	Cu-alloy with gold finish	Cu-alloy with gold finish	Cu-alloy with gold finish	Cu-alloy with gold finish	Cu-alloy with gold finish	Cu-alloy with gold finish
Current Rate (Amps)	5A	7A	5A	5A	5A	7A	5A	5A	5A	7A	5A	5A
Voltage	200V	333V	300V	200V	200V	333V	300V	200V	200V	333V	300V	200V
Alternative Part #	A10YAR-P09CD0-0000	A11YAR-P08FG0-0000	A11YAR-P14CD0-0000	A11YAR-P16CD0-0000	K10YAR-P09CD0-0000	K11YAR-P08FG0-0000	K11YAR-P14CD0-0000	K11YAR-P16CD0-0000	G80YAR-P09CD0-000L	G81YAR-P08WFG0-000L	G81YAR-P14WCD0-000L	G81YAR-P16WCD0-000L

Ranger Distribution List Wave 1: High Density



Part Number	NX-A10WAM-P09XMM0-0000 (High Density)	NX-A10WAM-P12XMM0-0000 (High Density)	NX-A10WAM-P16XBC0-0000 (High Density)	NX-A11WAM-P27XBC0-0000 (High Density)	NX-K10WAM-P09WMM0-0000 (High Density)	NX-K10WAM-P12WMM0-0000 (High Density)	NX-K10WAM-P16WBC0-0000 (High Density)	NX-K11WAM-P27WBC0-0000 (High Density)	NX-GK0WAM-P09WMM0-000L (High Density)	NX-GK0WAM-P12WMM0-000L (High Density)	NX-GK0WAM-P16WBC0-000L (High Density)	NX-GK1WAM-P27WBC0-000L (High Density)
Image												
Type of Connector	Straight Plug	Straight Plug	Straight Plug	Straight Plug	In-Line Recepticle	In-Line Recepticle	In-Line Recepticle	In-Line Recepticle	Rear Panel Mount Recepticle	Rear Panel Mount Recepticle	Rear Panel Mount Recepticle	Rear Panel Mount Recepticle
Size	0	0	0	1	0	0	0	1	0	0	0	1
Number of Contacts	9	12	16	27	9	12	16	27	9	12	16	27
Keying	Brown	Brown	Brown	Brown	Brown	Brown	Brown	Brown	Brown	Brown	Brown	Brown
Contact Type	Pins	Pins	Pins	Pins	Sockets	Sockets	Sockets	Sockets	Sockets	Sockets	Sockets	Sockets
Contact Diameter	3x 0.3 mm; 6x 0.7 mm	10x 0.3 mm. 2x 0.7 mm	0.3 mm	0.3 mm	3x 0.3 mm; 6x 0.7 mm	10x 0.3 mm. 2x 0.7 mm	0.3 mm	0.3 mm	3x 0.3 mm; 6x 0.7 mm	10x 0.3 mm. 2x 0.7 mm	0.3 mm	0.3 mm
Insulator Material	PEEK	PEEK	PEEK	PEEK	PEEK	PEEK	PEEK	PEEK	PEEK	PEEK	PEEK	PEEK
Wire Cross Section	22 AWG; 28 AWG	22 AWG; 28AWG	28AWG	28AWG	22 AWG; 28 AWG	23 AWG; 28 AWG	28AWG	28AWG	22 AWG; 28 AWG	23 AWG; 28 AWG	28 AWG	29 AWG
Termination Type	Solder	Solder	Solder	Solder	Solder	Solder	Solder	Solder	Solder	Solder	Solder	Solder
Data Transmission	USB 2.0 (480 Mbit/s) + Power	USB 3.2 Gen 1x1 (5 Gbit/s)	USB 2.0 (480 Mbit/s) + Power	HDMI 1.3 (8.13 Gbit/s)	USB 2.0 (480 Mbit/s) + Power	USB 3.2 Gen 1x1 (5 Gbit/s)	USB 2.0 (480 Mbit/s) + Power	HDMI 1.3 (8.13 Gbit/s)	USB 2.0 (480 Mbit/s) + Power	USB 3.2 Gen 1x1 (5 Gbit/s)	USB 2.0 (480 Mbit/s) + Power	HDMI 1.3 (8.13 Gbit/s)
Degree of Protection	IP6K8 / IP6K9K	IP6K8 / IP6K9K	IP6K8 / IP6K9K	IP6K8 / IP6K9K	IP6K8 / IP6K9K	IP6K8 / IP6K9K	IP6K8 / IP6K9K	IP6K8 / IP6K9K	IP6K8 / IP6K9K	IP6K8 / IP6K9K	IP6K8 / IP6K9K	IP6K8 / IP6K9K
Operating Temperature	-51°C - 125°C	-51°C - 125°C	-51°C - 125°C	-51°C - 125°C	-51°C - 125°C	-51°C - 125°C	-51°C - 125°C	-51°C - 125°C	-51°C - 125°C	-51°C - 125°C	-51°C - 125°C	-51°C - 125°C
Mating Cycles	5000	5000	5000	5000	5000	5000	5000	5000	5000	5000	5000	5000
Shell Finish	Cu-alloy with Ruthenium finish	Cu-alloy with Ruthenium finish	Cu-alloy with Ruthenium finish	Cu-alloy with ruthenium finish	Cu-alloy with ruthenium finish	Cu-alloy with ruthenium finish	Cu-alloy with ruthenium finish	Cu-alloy with ruthenium finish	Cu-alloy with ruthenium finish	Cu-alloy with ruthenium finish	Cu-alloy with ruthenium finish	Cu-alloy with ruthenium finish
Contact Finish	Cu-alloy with Ruthenium finish	Cu-alloy with Ruthenium finish	Cu-alloy with Ruthenium finish	Cu-alloy with gold finish	Cu-alloy with gold finish	Cu-alloy with gold finish	Cu-alloy with gold finish	Cu-alloy with gold finish	Cu-alloy with gold finish	Cu-alloy with gold finish	Cu-alloy with gold finish	Cu-alloy with gold finish
Current Rate (Amps)	1A, 5A	1A, 5A	1A	1A	1A, 5A	1A, 5A	1A	1A	1A, 5A	1A, 5A	1A	1A
Voltage	250VAC	250VAC	250VAC	250VAC	250VAC	250VAC	250VAC	250VAC	250VAC	250VAC	250VAC	250VAC
Alternative Part #	A10WAM-P09XMM0-0000	A10WAM-P12XMM0-0000	A10WAM-P16XBC0-0000	A11WAM-P27XBC0-0000	K10WAM-P09WMM0-0000	K10WAM-P12WMM0-0000	K10WAM-P16WBC0-0000	K11WAM-P27WBC0-0000	GK0WAM-P09WMM0-000L	GK0WAM-P12WMM0-000L	GK0WAM-P16WBC0-000L	GK1WAM-P27WBC0-000L

Ranger Distribution List Wave 2: Standard



Part Number	NX-A10YAR-P03X JG0-0000	NX-A10YAR-P04X FG0-0000	NX-A10YAR-P07X CD0-0000	NX-A10YAR-P10X CD0-0000	NX-A11YAR-P05X JG0-0000	NX-K10YAR-P03W JG0-0000	NX-K10YAR-P04W FG0-0000	NX-K10YAR-P07W CD0-0000	NX-K10YAR-P10W CD0-0000	NX-K11YAR-P05W JG0-0000	NX-G80YAR-P03W JG0-000L	NX-G80YAR-P04W FG0-000L	NX-G80YAR-P07W CD0-000L	NX-G80YAR-P10W CD0-000L	NX-G81YAR-P05W JG0-000L
Image															
Type of Connector	Straight Plug	Straight Plug	Straight Plug	Straight Plug	Straight Plug	In-Line Recepticle	In-Line Recepticle	In-Line Recepticle	In-Line Recepticle	In-Line Recepticle	Rear Panel Mount Recepticle	Rear panel Mount Recepticle	Rear Panel Mount Recepticle	Rear Panel Mount Recepticle	Rear Panel Mount Recepticle
Size	0	0	0	0	1	0	0	0	0	1	0	0	0	0	1
Number of Contacts	3	4	7	10	5	3	4	7	10	5	3	4	7	10	5
Keying	Brown	Brown	Brown	Brown	Brown	Brown	Brown	Brown	Brown	Brown	Brown	Brown	Brown	Brown	Brown
Contact Type	Pins	Pins	Pins	Pins	Pins	sockets	sockets	sockets	sockets	sockets	sockets	sockets	sockets	sockets	sockets
Contact Diameter	0.9 mm	0.7 mm	0.5 mm	0.5 mm	0.9 mm	0.9 mm	0.7 mm	0.5 mm	0.5 mm	0.9 mm	0.9 mm	0.7 mm	0.5 mm	0.5 mm	0.9 mm
Cable Diameter	3 - 5.5 mm	4 - 5.5 mm	3-5.5 mm	3-5.5 mm	3.2 - 6.5 mm	3 - 5.5mm	3 - 5.5 mm	4 - 5.5 mm	3-5.5 mm	6.5 mm	3 - 5.5mm	3-5.5 mm	3-5.5 mm	3-5.5 mm	3.2 - 6.5mm
Insulator Material	PEEK	PEEK	PEEK	PEEK	PEEK	PEEK	PEEK	PEEK	PEEK	PEEK	PEEK	PEEK	PEEK	PEEK	PEEK
Wire Cross Section	22AWG	22AWG	26AWG	26AWG	22AWG	22AWG	22AWG	26AWG	26AWG	22AWG	22AWG	22AWG	26AWG	26AWG	22AWG
Termination Type	Solder	Solder	Solder	Solder	Solder	Solder	Solder	Solder	Solder	Solder	Solder	Solder	Solder	Solder	Solder
Termination Diameter	0.85 mm	0.85 mm	0.65 mm	0.65 mm	0.85 mm	0.85 mm	0.85 mm	0.65 mm	0.65 mm	0.85 mm	0.85mm	0.85 mm	0.65 mm	0.65 mm	0.85 mm
Data Transmission	NA	USB 2.0 (480 Mbit/s)	NA	NA	NA	NA	NA	NA	NA	NA	NA	USB 2.0 (480 Mbit/s)	NA	NA	NA
Degree of Protection	IP6K8 / IP6K9K	IP6K8 / IP6K9K	IP6K8 / IP6K9K	IP6K8 / IP6K9K	IP6K8 / IP6K9K	IP6K8 / IP6K9K	IP6K8 / IP6K9K	IP6K8 / IP6K9K	IP6K8 / IP6K9K	IP6K8 / IP6K9K	IP6K8 / IP6K9K	IP6K8 / IP6K9K	IP6K8 / IP-6K9K	IP6K8 / IP-6K9K	IP6K8 / IP-6K9K
Operating Temperature	-51°C - 125°C	-51°C - 125°C	-51°C - 125°C	-51°C - 125°C	-51°C - 125°C	-51°C - 125°C	-51°C - 125°C	-51°C - 125°C	-51°C - 125°C	-51°C - 125°C	-51°C - 125°C	-51°C - 125°C	-51°C - 125°C	-51°C - 125°C	-51°C - 125°C
Mating Cycles	5000	5000	5000	5000	5000	5000	5000	5000	5000	5000	5000	5000	5000	5000	5000
Shell Finish	Aluminum with ruthenium finish	Aluminum with ruthenium finish	Aluminum with ruthenium finish	Aluminum with ruthenium finish	Aluminum with ruthenium finish	Aluminum with ruthenium finish	Aluminum with ruthenium finish	Aluminum with ruthenium finish	Aluminum with ruthenium finish	Aluminum with ruthenium finish	Aluminum with ruthenium finish	Aluminum with ruthenium finish	Aluminum with ruthenium finish	Aluminum with ruthenium finish	Aluminum with ruthenium finish
Contact Finish	Cu-alloy with gold finish	Cu-alloy with gold finish	Cu-alloy with gold finish	Cu-alloy with gold finish	Cu-alloy with gold finish	Cu-alloy with gold finish	Cu-alloy with gold finish	Cu-alloy with gold finish	Cu-alloy with gold finish	Cu-alloy with gold finish	Cu-alloy with gold finish	Cu-alloy with gold finish	Cu-alloy with gold finish	Cu-alloy with gold finish	Cu-alloy with gold finish
Current Rate (Amps)	10A	7A	5A	5A	10A	10A	7A	5A	5A	10A	10A	7A	5A	5A	10A
Voltage	400V	300V	300V	200V	450V	400V	300V	300V	200V	450V	400V	300V	300V	200V	450V
Alternative Part #	A10YAR-P03X JG0-0000	A10YAR-P04X FG0-0000	A10YAR-P07X CD0-0000	A10YAR-P10X CD0-0000	A11YAR-P05X JG0-0000	K10YAR-P03X JG0-0000	K10YAR-P04X FG0-0000	K10YAR-P07W CD0-0000	K10YAR-P10 CD0-0000	K11YAR-P05 JG0-0000	G80YAR-P03 JG0-000L	G80YAR-P04 WFG0-000L	G80YAR-P07 WCD0-000L	G80YAR-P10 CD0-000L	G81YAR-P05 JG0-000L

Mouser Electronics

Authorized Distributor

Click to View Pricing, Inventory, Delivery & Lifecycle Information:

Amphenol:

[NX-A10YAR-P09XCD0-0000](#) [NX-A11YAR-P08XFG0-0000](#) [NX-A11YAR-P14XCD0-0000](#) [NX-A11YAR-P16XCD0-0000](#) [NX-G80YAR-P09WCD0-000L](#) [NX-G81YAR-P08WFG0-000L](#) [NX-GK0WAM-P16WBC0-000L](#) [NX-GK1WAM-P27WBC0-000L](#) [NX-K10WAM-P09WMM0-0000](#) [NX-K10WAM-P12WMM0-0000](#) [NX-K10WAM-P16WBC0-0000](#) [NX-K11WAM-P27WBC0-0000](#) [NX-A10WAM-P09XMM0-0000](#) [NX-A10WAM-P12XMM0-0000](#) [NX-A10WAM-P16XBC0-0000](#) [NX-A11WAM-P27XBC0-0000](#) [NX-GK0WAM-P09WMM0-000L](#) [NX-GK0WAM-P12WMM0-000L](#) [NX-G81YAR-P14WCD0-000L](#) [NX-G81YAR-P16WCD0-000L](#) [NX-K10YAR-P09WCD0-000](#) [NX-K11YAR-P08WFG0-0000](#) [NX-K11YAR-P14WCD0-0000](#) [NX-K11YAR-P16WCD0-0000](#)