REV.	DESCRIPTION	ECN NO.	NAME	DATE

General tolerances(mm)														
0 ~ 3	>3 ~ 6	>6 ~ 10	>10 ~ 18	>18 ~ 30	>30 ~ 50	>50 ~ 80	>80 ~ 120	>120 ~ 180	>180 ~ 250	>250 ~ 315	>315 ~ 400	>400 ~ 500	>500	0.1/10
±0.12	±0.18	±0.22	±0.26	±0.31	±0.37	±0.57	±0.80	±0.93	±1.05	±1.15	±1.60	±2.20	±2.50	±2°

Product model	PIN	A	B	C
JCB350-WOMC2P	2	7.80	3.50	3.50
JCB350-WOMC3P	3	11.30	7.00	7.00
JCB350-WOMC4P	4	14.80	10.50	10.50
JCB350-WOMC5P	5	18.30	14.00	14.00
JCB350-WOMC6P	6	21.80	17.50	17.50
JCB350-WOMC7P	7	25.30	21.00	21.00
.....	....	.....	.....	.....
JCB350-WOMC24P	24	3.5xN+0.8	3.50x(N-1)	3.50x(N-1)

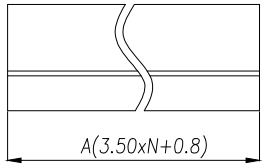

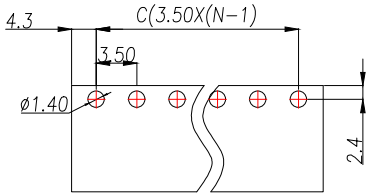

PCB LAYOUT

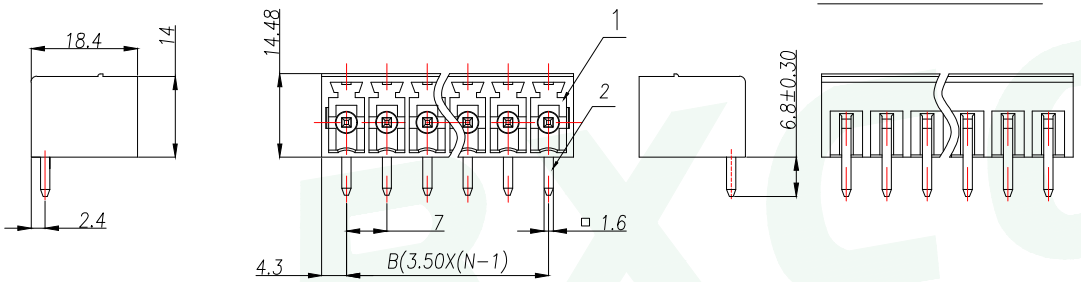

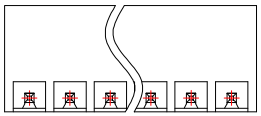

UL Standard	B	C	D
Rated Voltage(V)/Current(A)	300/8	/	300/8
IEC Standard			
Overvoltage Category/Pollution Degree	II /2		
Rated Voltage(V)/Current(A)	250/7		
Rate Impulse Voltage(KV)	2.5		
Pitch(mm)/Poles	3.50/N=02~24P		
Operating temperature(°C)	-40C°~+105C°		
Conform to RoHS	Yes		

ITEM	NAME OF PART	MATERIAL	NOTES
2	Pin	Copper Alloy	Sn Plated
1	Housing	PA66	UL94V-0

GENERAL TOLERANCE						
DIM.	TOL.	DONGGUAN BAOXUN PRECISION TECHNOLOGY CO., LTD				BXCONN®
X		TITLE: Socket-type terminal				
X.X	±0.30					
X.XX	±0.25	DWG. NO.: JCB350-WOMCNP			DRAWN: MAX	
X.XXX	±0.15					
GENERAL ANGLE:	±3°	PART NO.: JCB350-WOMCNP			CHECKED: ELLA	
		UNIT: mm	SCALE: none	SHEET: 1of 1	DWG. SIZE: A4	LAYER: bxconn	APPROVED: WILL