



Z-PACK | Z-PACK 2mm HM


TE Internal #: 5352033-1

PCB Mount Header, ≤1 Gb/s, 19 Column, 7 Row, Mezzanine, 133 Position, 2 mm [.078 in] Centerline, Z-PACK 2mm HM, Hard Metric Backplane Connectors

[View on TE.com >](#)

Connectors > PCB Connectors > Backplane Connectors > Hard Metric Backplane Connectors >

Hard Metric Male Connector: Traditional Backplane, Mezzanine, 2mm



PCB Connector Assembly Type: **PCB Mount Header**

Data Rate: **≤1 Gb/s**

Number of Columns: **19**

Number of Rows: **7**

Backplane Architecture: **Mezzanine**

[All Hard Metric Male Connector: Traditional Backplane, Mezzanine, 2mm \(124\)](#)

Features

Product Type Features

Backplane Interface Type	2mm HM
Connector System	Board-to-Board
Connector & Contact Terminates To	Printed Circuit Board
PCB Connector Assembly Type	PCB Mount Header
Sealable	No

Configuration Features

Rows Loaded	A, B, C, D, E, F, Z
Number of Signal Positions	95
Number of Columns	19
Number of Rows	7
Backplane Architecture	Mezzanine
Number of Positions	133



PCB Mount Orientation	Vertical
-----------------------	----------

Signal Characteristics

Crosstalk Version	Standard
Data Rate	≤1 Gb/s

Body Features

Primary Product Color	Gray
-----------------------	------

Contact Features

Feedthrough Post Length	3.7 mm
CompactPCI Designation	P3
Contact Type	Pin
Contact Underplating Material	Nickel
PCB Contact Termination Area Plating Material	Tin
Contact Base Material	Phosphor Bronze
Contact Mating Area Plating Material	Gold
Contact Mating Area Plating Material Thickness	1.27 μm[50 μin]
Contact Current Rating (Max)	1.5 A

Mechanical Attachment

Connector Mounting Type	Board Mount
-------------------------	-------------

Housing Features

Housing Material	Polyester - GF
Centerline (Pitch)	2 mm[.078 in]

Dimensions

Backplane Module Length	38 mm
-------------------------	-------

Usage Conditions

Operating Temperature Range	-55 – 125 °C[-67 – 257 °F]
-----------------------------	----------------------------

Operation/Application

Shielded	No
Circuit Application	Power & Signal

Industry Standards

UL Flammability Rating	UL 94V-0
------------------------	----------

Packaging Features

--	--



Packaging Quantity	13
Packaging Method	Tube

Product Compliance

For compliance documentation, visit the product page on TE.com>

EU RoHS Directive 2011/65/EU	Compliant
EU ELV Directive 2000/53/EC	Compliant
China RoHS 2 Directive MIIT Order No 32, 2016	No Restricted Materials Above Threshold
EU REACH Regulation (EC) No. 1907/2006	Current ECHA Candidate List: JUNE 2024 (241) Candidate List Declared Against: JUNE 2024 (241) Does not contain REACH SVHC
Halogen Content	Not Low Halogen - contains Br or Cl > 900 ppm.
Solder Process Capability	Not applicable for solder process capability


Product Compliance Disclaimer

This information is provided based on reasonable inquiry of our suppliers and represents our current actual knowledge based on the information they provided. This information is subject to change. The part numbers that TE has identified as EU RoHS compliant have a maximum concentration of 0.1% by weight in homogenous materials for lead, hexavalent chromium, mercury, PBB, PBDE, DBP, BBP, DEHP, DIBP, and 0.01% for cadmium, or qualify for an exemption to these limits as defined in the Annexes of Directive 2011/65/EU (RoHS2). Finished electrical and electronic equipment products will be CE marked as required by Directive 2011/65/EU. Components may not be CE marked. Additionally, the part numbers that TE has identified as EU ELV compliant have a maximum concentration of 0.1% by weight in homogenous materials for lead, hexavalent chromium, and mercury, and 0.01% for cadmium, or qualify for an exemption to these limits as defined in the Annexes of Directive 2000/53/EC (ELV). Regarding the REACH Regulation, the information TE provides on SVHC in articles for this part number is based on the latest European Chemicals Agency (ECHA) 'Guidance on requirements for substances in articles' posted at this URL: <https://echa.europa.eu/guidance-documents/guidance-on-reach>


Compatible Parts



Also in the Series | Z-PACK 2mm HM



Backplane Connector Housings(4)



Backplane Power Connectors(6)




Connector Caps & Covers(62)




Connector Contacts(2)



Connector Hardware(97)



Hard Metric Backplane Connectors (267)



High Speed Backplane Connectors(1)




Insertion & Extraction Tools(2)



PCB Headers & Receptacles(31)

Customers Also Bought




TE Part #5352332-1
2MM HM TYPE A MALE HDR 154 POS



TE Part #5179029-2
0.8FH,P06H.5,060,08/Sn,TU



TE Part #5352152-1
Z-PACK/B22 RAF 110P



TE Part #1-5177986-4
Free Height Plug Connector: Board-Board, Vertical, 100, 0.8mm



TE Part #5177986-6
0.8FH,P05H.5,140,08/Sn,TR,SC



TE Part #350430-1
04P UMNL PIN HDR ASSY NATL



TE Part #2359366-5
MCIO INTERGRATED CONN, V/T,8X, SMT TYPE



TE Part #1676174-3
RN 0805 12K7 0.1% 10PPM 5KRL

Documents



Product Drawings

Z-PACK 2MM HM ASSY,TYPE-B 133P

English

CAD Files

3D PDF

English

Customer View Model

ENG_CVM_5352033-1_O.2d_dxf.zip

English

Customer View Model

ENG_CVM_5352033-1_O.3d_igs.zip

English

Customer View Model

ENG_CVM_5352033-1_O.3d_stp.zip

English

By downloading the CAD file I accept and agree to the [Terms and Conditions](#) of use.

Product Specifications

Application Specification

English