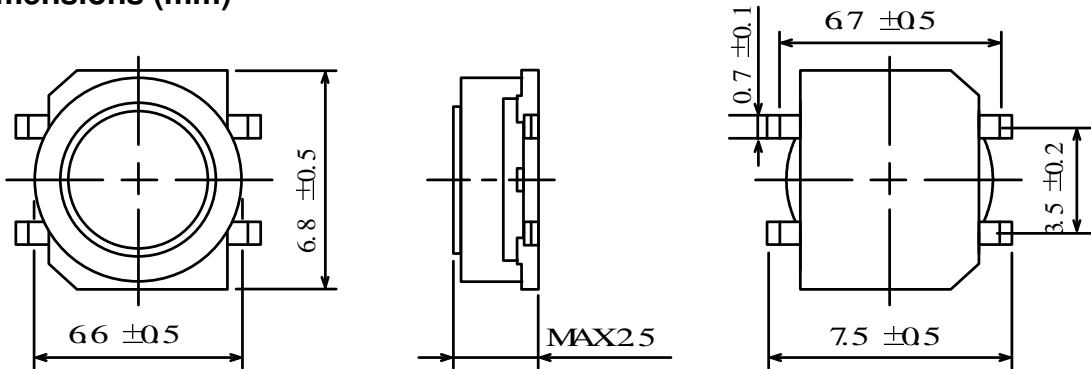
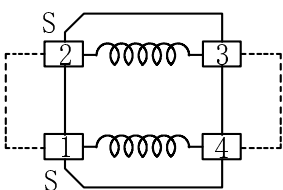


**Type: CLS62**
**◆ Product Description**

- 7.3×7.1mm Max.(L×W), 2.5mm Max. Height.
- Inductance Range: 10  $\mu$  H~39mH, Rated current range: 37mA~700mA
- In addition to the typical versions of parameters shown here, custom designs are available to meet your exact requirements.

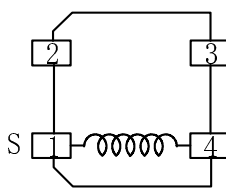

**◆ Feature**

- Magnetically shielded construction.
- Ideally used in power supply of DSC, DVC, Note PC .
- RoHS Compliance

**◆ Dimensions (mm)**

**◆ Schematics (Bottom)**


10  $\mu$  H~22  $\mu$  H

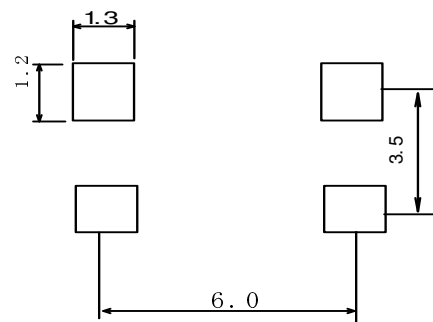
270  $\mu$  H~390  $\mu$  H



27  $\mu$  H~220  $\mu$  H

470  $\mu$  H~3.9mH

“ S ” indicates winding start.

**◆ Land Pattern (mm)**


**Type: CLS62**
**◆ Specification**

NO.	PART NAME	STAMP	USED OF TERMINAL	INDUCTANCE [WITHIN] ※1	D.C.R (Ω)[MAX.] (at 20°C) ※2	RATED CURRENT (mA)※3
1	CLS62NP-100NC	100	4	10μH ± 30%	200m(154m)	700
2	CLS62NP-120NC	120	4	12μH ± 30%	220m(169m)	616
3	CLS62NP-150NC	150	4	15μH ± 30%	291m(224m)	572
4	CLS62NP-180NC	180	4	18μH ± 30%	307m(236m)	524
5	CLS62NP-220NC	220	4	22μH ± 30%	355m(273m)	468
6	CLS62NP-270NC	270	2	27μH ± 30%	412m(317m)	432
7	CLS62NP-330NC	330	2	33μH ± 30%	456m(351m)	392
8	CLS62NP-390NC	390	2	39μH ± 30%	580m(446m)	372
9	CLS62NP-470NC	470	2	47μH ± 30%	671m(516m)	340
10	CLS62NP-560NC	560	2	56μH ± 30%	735m(565m)	284
11	CLS62NP-680NC	680	2	68μH ± 30%	981m(761m)	276
12	CLS62NP-820NC	820	2	82μH ± 30%	1.11(851m)	256
13	CLS62NP-101MC	101	2	100μH ± 20%	1.25(1.00)	228
14	CLS62NP-121MC	121	2	120μH ± 20%	1.40(1.12)	208
15	CLS62NP-151MC	151	2	150μH ± 20%	1.85(1.48)	188
16	CLS62NP-181MC	181	2	180μH ± 20%	2.11(1.69)	168
17	CLS62NP-221MC	221	2	220μH ± 20%	2.54(2.03)	160
18	CLS62NP-271MC	271	4	270μH ± 20%	4.13(3.30)	144
19	CLS62NP-331MC	331	4	330μH ± 20%	4.35(3.48)	128
20	CLS62NP-391MC	391	4	390μH ± 20%	4.86(3.89)	120
21	CLS62NP-471MC	471	2	470μH ± 20%	6.64(5.31)	104
22	CLS62NP-561MC	561	2	560μH ± 20%	7.25(5.80)	96
23	CLS62NP-681MC	681	2	680μH ± 20%	8.18(6.54)	88
24	CLS62NP-821MC	821	2	820μH ± 20%	9.68(7.74)	80
25	CLS62NP-102KC	102	2	1.0 mH ± 10%	15.4(12.3)	72
26	CLS62NP-122KC	122	2	1.2 mH ± 10%	18.1(14.5)	70
27	CLS62NP-152KC	152	2	1.5 mH ± 10%	18.8(15.0)	64
28	CLS62NP-182KC	182	2	1.8 mH ± 10%	20.6(16.5)	55
29	CLS62NP-222KC	222	2	2.2 mH ± 10%	32.3(25.8)	50
30	CLS62NP-272KC	272	2	2.7 mH ± 10%	36.8(29.4)	46
31	CLS62NP-332KC	332	2	3.3 mH ± 10%	40.9(32.7)	40
32	CLS62NP-392KC	392	2	3.9 mH ± 10%	48.8(39.0)	37

※1: MEASURED FREQUENCY INDUCTANCE 10 μ H ~ 82 μ H at 2.52MHz  
100 μ H ~ 3.9mH at 1kHz

※2:( ) ARE TYPICAL VALUE.

※3: THIS INDICATES THE VALUE OF CURRENT WHEN THE INDUCTANCE IS 10% LOWER THAN ITS INITIAL VALUE AT D.C. SUPERPOSITION OR D.C. CURRENT WHEN Δ T=40°C WHICHEVER IS LOWER. (Ta=20°C)

# Mouser Electronics

Authorized Distributor

Click to View Pricing, Inventory, Delivery & Lifecycle Information:

## Sumida:

[CLS62NP-270NC](#) [CLS62NP-820NC](#) [CLS62NP-101MC](#) [CLS62NP-121MC](#) [CLS62NP-151MC](#) [CLS62NP-221MC](#)  
[CLS62NP-561MC](#) [CLS62NP-681MC](#) [CLS62NP-821MC](#) [CLS62NP-102KC](#) [CLS62NP-122KC](#) [CLS62NP-152KC](#)  
[CLS62NP-182KC](#) [CLS62NP-222KC](#) [CLS62NP-332KC](#) [CLS62NP-392KC](#)