

DO NOT  
SCALE FROM  
THIS PRINT

TABLE 1 TERMINAL SPECIFICATIONS			
TERMINAL SPEC	PIN #1	PIN #2	PIN #3
-05	T-1S6-21-X-2	N/A	N/A
-06	T-1S6-18-X-2	N/A	N/A
-07	T-1S6-07-X-2	T-1S6-15-X-2	T-1S6-10-X-2
-08	T-1S6-08-X-2	T-1S6-09-X-2	T-1S6-11-X-2
-09	T-1S6-09-X-2	T-1S6-11-X-2	T-1S6-20-X-2
-10	T-1S6-10-X-2	T-1S6-12-X-2	T-1S6-13-X-2
-11	T-1S6-11-X-2	T-1S6-20-X-2	T-1S6-19-X-2
-12	T-1S6-12-X-2	T-1S6-13-X-2	T-1S6-14-X-2
-13	T-1S6-13-X-2	T-1S6-14-X-2	N/A
-21	T-1S6-14-X-2	N/A	N/A
-22	T-1S6-15-X-2	T-1S6-10-X-2	T-1S6-12-X-2
-23	T-1S6-16-X-2	N/A	N/A
-24	T-1S6-17-X-2	N/A	N/A
-27	T-1S6-19-X-2	N/A	N/A
-28	T-1S6-20-X-2	T-1S6-19-X-2	N/A

TABLE 2 BODY SPECIFICATION	
ROW / OPTION	USE BODY
-S / -S-NA / -S-NE	TSW-50-S
-S-RA / -S-RE	TSW-50-S-RA
-D / -D-NA / -D-NE	RTSW-50-D
-D-RA	TSW-50-D-RA
-T / -T-NA / -T-NE	TSW-50-T
-T-RA	TSW-50-T-RA
-Q	TSW-50-T

TABLE 5 (SEE NOTE 11)	
LENGTH	"L"
-07	.430 [10.92]
-08	.530 [13.46]
-09	.730 [18.54]
-10	.830 [21.08]
-11	.930 [23.62]
-12	1.030 [26.16]
-13	1.230 [31.24]
-14	1.430 [36.32]
-15	.630 [16.00]
-16	.445 [11.30]
-17	.480 [12.19]
-18	.300 [7.62]
-19	1.330 [33.78]
-20	1.130 [28.70]
-21	.335 [8.51]

MTSW-XXX-XX-X-X-XXXX-XX-XXX

**TERMINAL SPACE SPEC.**  
(SEE ASSEMBLY INSTR.)  
-1 = .100[2.54] (FILL EVERY POS)  
-2 = .200[5.08] (FILL E/O POS STARTING W/ 1ST & ENDING W/ LAST POS IN BODY)

**BODY LENGTH SPEC**  
EXPRESSED IN # OF POS  
-1: 01 THRU -50 (-S, -D, -T)  
"A"= NO OF POS x .100[2.54]  
-2: 02 THRU -25 (-S, -D, -T)  
"A"= (NO OF POS x .200[5.08]) - .100[2.54]

**TERMINAL SPECIFICATION**  
(SEE TABLE 1)

**PLATING SPECIFICATION**  
-G: 10µ" GOLD CONTACT, 3µ" GOLD TAIL  
-T: MATTE TIN CONTACT AND TAIL  
-S: 30µ" SELECTIVE GOLD IN CONTACT AREA, MATTE TIN ON TAIL  
-L: 10µ" SELECTIVE GOLD IN CONTACT AREA, MATTE TIN ON TAIL  
-E: 50µ" HEAVY GOLD ON CONTACT AREA, 3µ" GOLD ON TAIL  
-H: 30µ" HEAVY GOLD CONTACT AREA, 3µ" GOLD ON TAIL  
-F: 3µ" FLASH SELECTIVE GOLD CONTACT, MATTE TIN TAIL  
-STL: 30µ" GOLD SELECTIVE ON CONTACT TIN/LEAD (90/10+/-5%) TAIL  
-TM: MATTE TIN CONTACT AND TAIL  
-SM: 30µ" SELECTIVE GOLD CONTACT MATTE TIN TAIL  
-LM: 10µ" LIGHT SELECTIVE GOLD CONTACT MATTE TIN TAIL  
-FM: 3µ" GOLD FLASH SELECTIVE ON CONTACT MATTE TIN TAIL

**OPTION #2**  
-POLARIZATION SPEC.  
XXX INDICATES POS TO BE OMITTED (SEE FIG 6, SHT 5)

**OPTION #1**  
-BLANK = STRAIGHT  
-RA = RIGHT ANGLE (SEE TABLE 3 & FIG 2, SHT 2)  
(-05 N/A)(-RA OPTION WITH -LL OPTION EQUALS TO -LA OPTION)  
-RE = EXTENDED RIGHT ANGLE (SEE TABLE 3 & FIG 2, SHT 2) (SINGLE ROW ONLY)  
(-05, -07, -23 -24 N/A)  
-NA = RA OPTION WITH STRAIGHT OPTION BODY (SEE TABLE 3 & FIG 3, SHT 2)(-NA OPTION WITH -LL OPTION IS VALID)  
-NE = RE OPTION WITH STRAIGHT OPTION BODY (SEE TABLE 3 & FIG 3, SHT 2)  
-LL = LOCKING LEAD (SEE FIG 4, SHT 3 & FIG 5, SHT 4)  
(N/A WITH -RE OPTION OR SINGLE ROW 1 OR 2 POSITIONS)  
-LA = -RA OPTION WITH -LL OPTION (SEE FIG 4, SHT 3 & FIG 5, SHT 4)  
(N/A IN SINGLE ROW 1 OR 2 POSITION)  
(TAILS FROM .090[2.29] TO .310[7.87] ONLY)  
(N/A IN SINGLE ROW, 1 OR 2 POSITIONS)  
POST = .530[13.46] MAX

**POST HEIGHT**  
XXXX = "C" (SEE TABLE 4)

**ROW SPECIFICATION (SEE TABLE 2)**  
-S: SINGLE  
-D: DOUBLE  
-T: TRIPLE  
-Q: TRIPLE ROW (FILL OUTER ROWS ONLY)

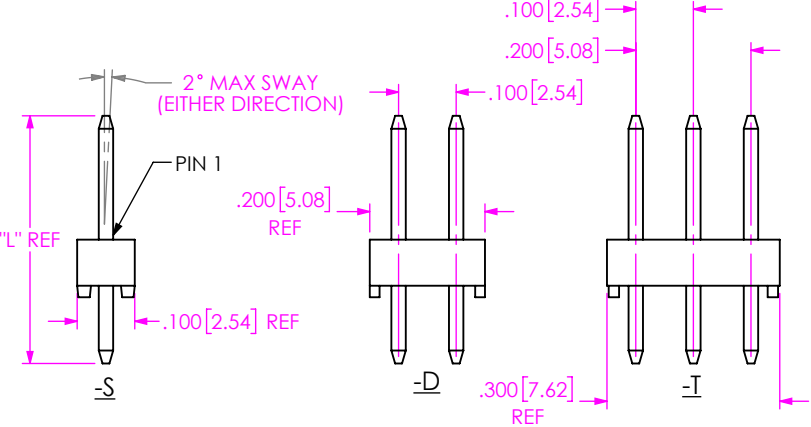
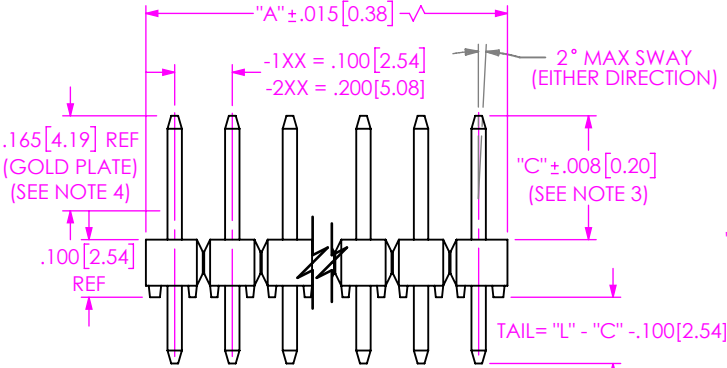


TABLE 4 FOR -RX OPTION: TAIL = "L" - "C" - "B" -.15 REF FOR -NX OPTION: TAIL = "L" - "C" - "B" -.13 REF (CALCULATIONS APPLY TO FIRST ROW PIN LENGTHS ONLY)			
LEAD STYLE	"C" MAXIMUM STRAIGHT	"C" MAXIMUM W/ RA	"C" MAXIMUM W/ RE
-05	.235 [5.97]	N/A	N/A
-06	.200 [5.08]	N/A	N/A
-07	.330 [8.38]	.130 [3.30]	N/A
-08	.430 [10.92]	.230 [5.84]	.130 [3.30]
-09	.630 [16.00]	.430 [10.92]	.330 [8.38]
-10	.730 [18.54]	.530 [13.46]	.430 [10.92]
-11	.830 [21.08]	.630 [16.00]	.530 [13.46]
-12	.930 [23.62]	.730 [18.54]	.630 [16.00]
-13	1.130 [28.70]	.930 [23.62]	.830 [21.08]
-21	1.330 [33.78]	1.130 [28.70]	1.030 [26.16]
-22	.530 [13.46]	.330 [8.38]	.230 [5.84]
-23	.345 [8.76]	.145 [3.68]	N/A
-24	.380 [9.65]	.180 [4.57]	N/A
-27	1.230 [31.24]	1.030 [26.16]	.930 [23.62]
-28	1.030 [26.16]	.830 [21.08]	.730 [18.54]

- NOTES:
- ⑦ REPRESENTS A CRITICAL DIMENSION.
  - MINIMUM TERMINAL PUSHOUT FORCE: 3 LBS.
  - MAXIMUM HEIGHT VARIATION BETWEEN ANY TWO ROWS SHALL BE .005[0.13] (RA TAIL N/A).
  - ASSEMBLE GOLD PLATE END AS SHOWN.
  - TOW & SWAY SPEC. OF 2° APPLIES TO ALL POSITIONS, POST & TAIL, IN ALL DIRECTIONS.
- STRAIGHT THROUGH HOLE ONLY.
- ⑦7. ORIENTATE PINS TO REDUCE THE NUMBER OF BANDOLIER MARKS IN THE POST AREA. (SEE TABLE 6)
8. MAXIMUM CUT FLASH: .020[0.51].
9. TABLE 5 IS A REFERENCE FOR INDIVIDUAL PIN LENGTHS AS LISTED ON THE T-1S6 COMPONENT PRINT AND NOT THE TERMINAL SPEC IN TABLE 1 OR IN THE PART CALLOUT.
10. MUST USE T-30193-13 (2 1/2" BLADES) TO CUT -T AND -Q PARTS.

UNLESS OTHERWISE SPECIFIED, DIMENSIONS ARE IN INCHES.

TOLERANCES ARE:

DECIMALS	ANGLES
.XX: ±.01 [0.3]	2°
.XXX: ±.005 [0.13]	
.XXXX: ±.0020 [0.051]	

**PROPRIETARY NOTE**

THIS DOCUMENT CONTAINS CONFIDENTIAL AND PROPRIETARY INFORMATION AND ALL DESIGN, MANUFACTURING, REPRODUCTION, USE, PATENT RIGHTS AND SALES RIGHTS ARE EXPRESSLY RESERVED BY SAMTEC, INC. THIS DOCUMENT SHALL NOT BE DISCLOSED, IN WHOLE OR PART, TO ANY UNAUTHORIZED PERSON OR ENTITY NOR REPRODUCED, TRANSFERRED OR INCORPORATED IN ANY OTHER PROJECT IN ANY MANNER WITHOUT THE EXPRESS WRITTEN CONSENT OF SAMTEC, INC.

**MATERIAL:** DO NOT SCALE DRAWING SHEET SCALE: 3:1

**BODY:** GLASS FILLED POLYESTER, COLOR: BLACK

**TERMINAL:** PHOSPHOR BRONZE



520 PARK EAST BLVD, NEW ALBANY, IN 47150  
PHONE: 812-944-6733 FAX: 812-948-5047  
e-Mail: info@SAMTEC.com code 55322

**DESCRIPTION:** ASSEMBLY, .025[.64] SQ. POST TERMINAL STRIP

**DWG. NO.** MTSW-XXX-XX-X-X-XXXX-XX-XXX

**BY:** PURVIS 02/17/1987 SHEET 1 OF 6

TABLE 3	
BODY SPECIFICATION	
-XX	"B"
-RA	.060 [1.52]
-RE	.160 [4.06]

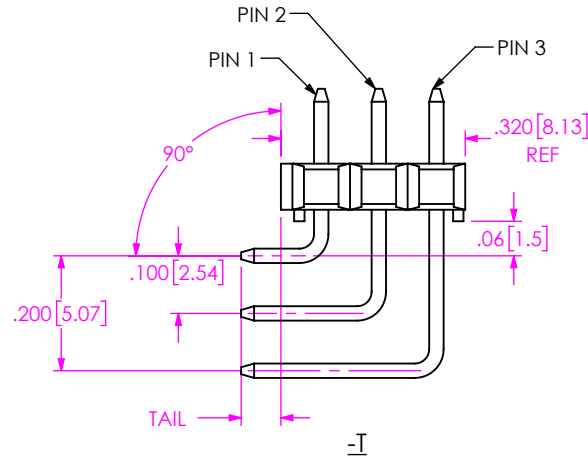
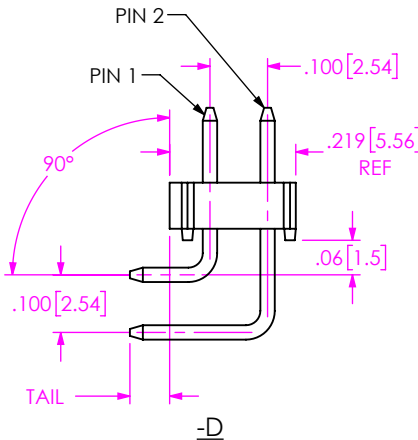
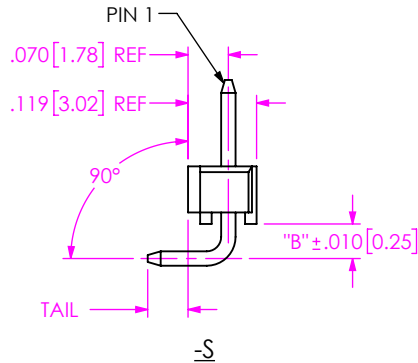
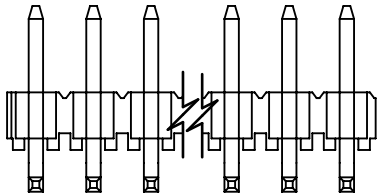


FIG 2  
MTSW-XXX-XX-X-S-XXXX-RX SHOWN  
(DIFFERENT AS SHOWN, OTHERWISE SAME AS FIG 1)

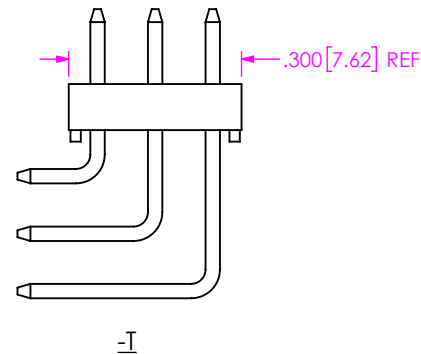
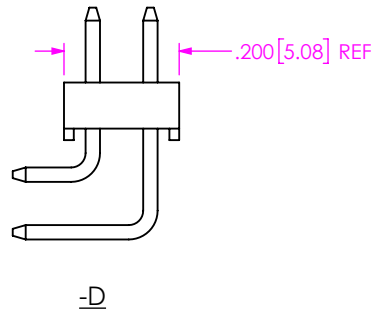
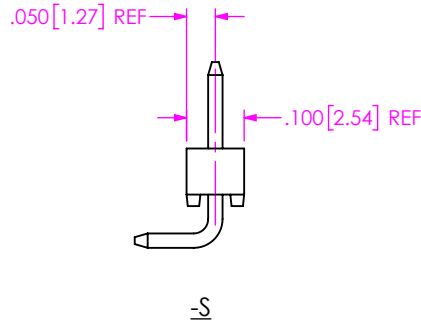
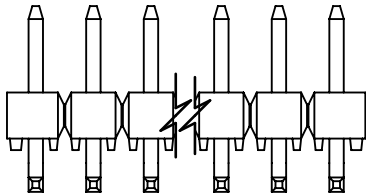


FIG 3  
MTSW-XXX-XX-X-S-XXXX-NX SHOWN  
(DIFFERENT AS SHOWN, OTHERWISE SAME AS FIG 2)

* PROPRIETARY NOTE THIS DOCUMENT CONTAINS CONFIDENTIAL AND PROPRIETARY INFORMATION AND ALL DESIGN, MANUFACTURING, REPRODUCTION, USE, PATENT RIGHTS AND SALES RIGHTS ARE EXPRESSLY RESERVED BY SAMTEC, INC. THIS DOCUMENT SHALL NOT BE DISCLOSED, IN WHOLE OR PART, TO ANY UNAUTHORIZED PERSON OR ENTITY NOR REPRODUCED, TRANSFERRED OR INCORPORATED IN ANY OTHER PROJECT IN ANY MANNER WITHOUT THE EXPRESS WRITTEN CONSENT OF SAMTEC, INC.		
	520 PARK EAST BLVD, NEW ALBANY, IN 47150 PHONE: 812-944-6733 FAX: 812-948-5047 e-Mail info@SAMTEC.com code 55322	
	DO NOT SCALE DRAWING	DESCRIPTION: ASSEMBLY, .025[.64] SQ. POST TERMINAL STRIP
	SHEET SCALE: 1:2	DWG. NO. MTSW-XXX-XX-X-X-XXXX-XX-XXX BY: PURVIS 02/17/1987 SHEET 2 OF 6

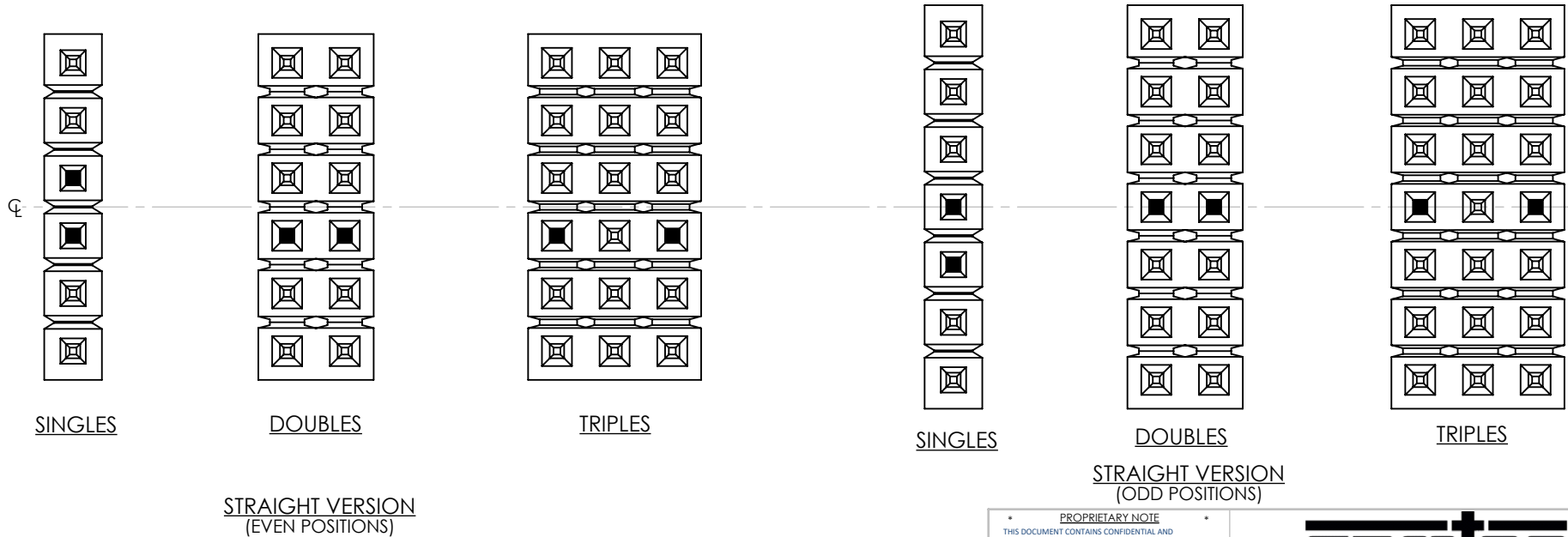
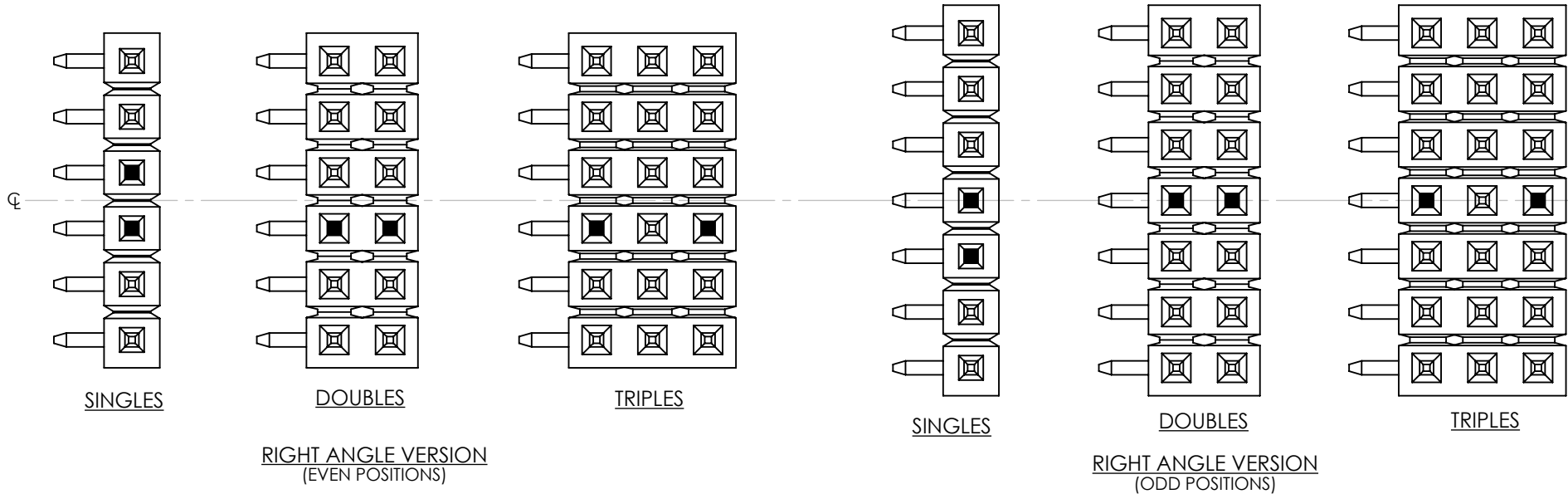
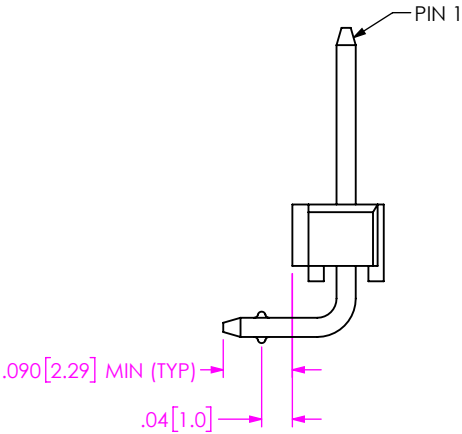
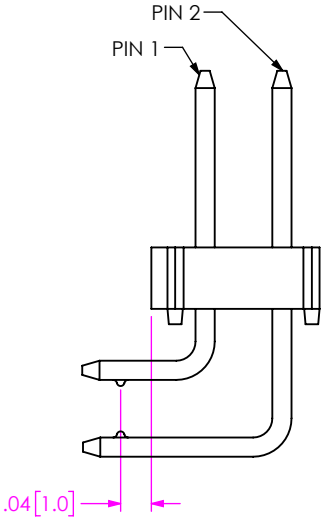


FIG 4  
LOCKING LEAD  
(STRAIGHT & RA VERSIONS)  
■ = CRIMP LOCATION

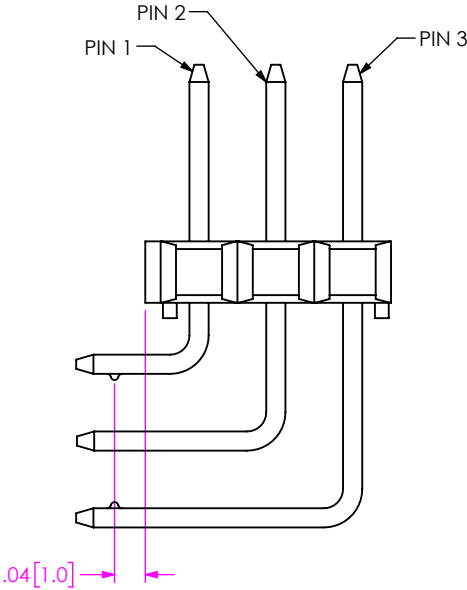
<p>• PROPRIETARY NOTE •</p> <p>THIS DOCUMENT CONTAINS CONFIDENTIAL AND PROPRIETARY INFORMATION AND ALL DESIGN, MANUFACTURING, REPRODUCTION, USE, PATENT RIGHTS AND SALES RIGHTS ARE EXPRESSLY RESERVED BY SAMTEC, INC. THIS DOCUMENT SHALL NOT BE DISCLOSED, IN WHOLE OR PART, TO ANY UNAUTHORIZED PERSON OR ENTITY NOR REPRODUCED, TRANSFERRED OR INCORPORATED IN ANY OTHER PROJECT IN ANY MANNER WITHOUT THE EXPRESS WRITTEN CONSENT OF SAMTEC, INC.</p>		<p>520 PARK EAST BLVD, NEW ALBANY, IN 47150 PHONE: 812-944-6733 FAX: 812-948-5047 e-Mail: info@SAMTEC.com code 55322</p>
<p>DO NOT SCALE DRAWING</p> <p>SHEET SCALE: 4:1</p>	<p>DESCRIPTION: ASSEMBLY, .025[.64] SQ. POST TERMINAL STRIP</p> <p>DWG. NO. MTSW-XXX-XX-X-X-XXXX-XX-XXX</p> <p>BY: PURVIS 02/17/1987 SHEET 3 OF 6</p>	



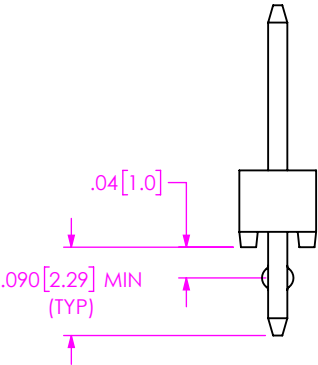
SINGLE -RA/-RE  
(SHOWN WITH -LA OPTION)



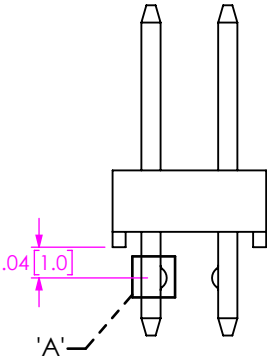
DOUBLE -RA  
(SHOWN WITH -LA OPTION)



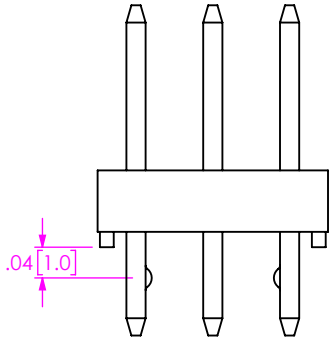
TRIPLE -RA  
(SHOWN WITH -LA OPTION)



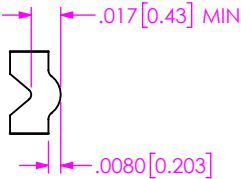
SINGLE  
(SHOWN WITH -LL OPTION)



DOUBLE  
(SHOWN WITH -LL OPTION)



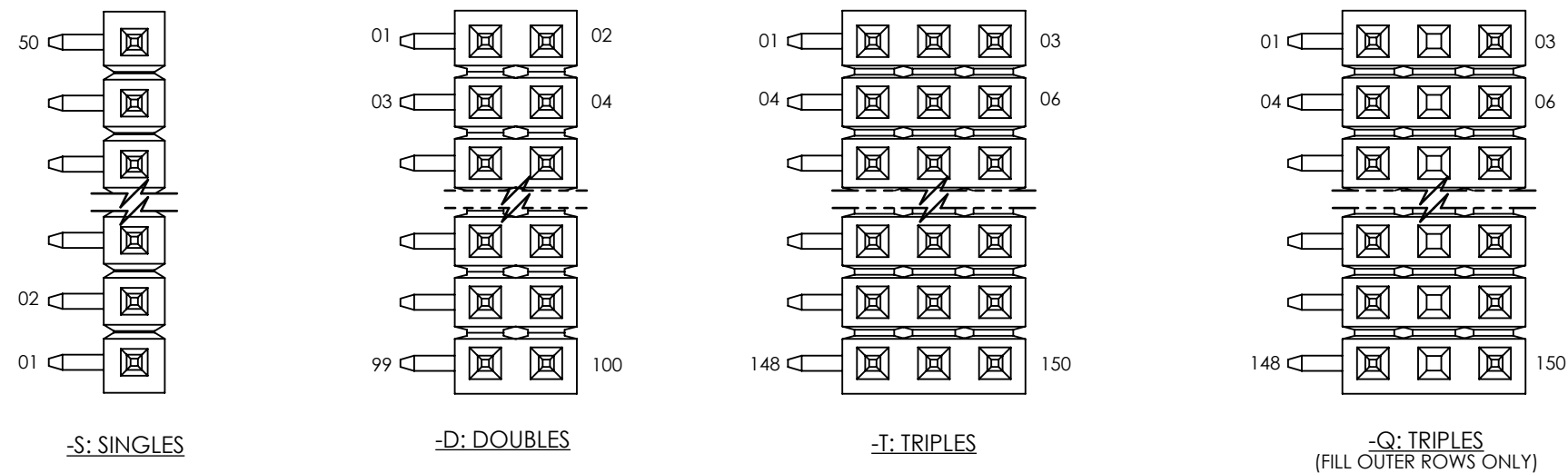
TRIPLE  
(SHOWN WITH -LL OPTION)



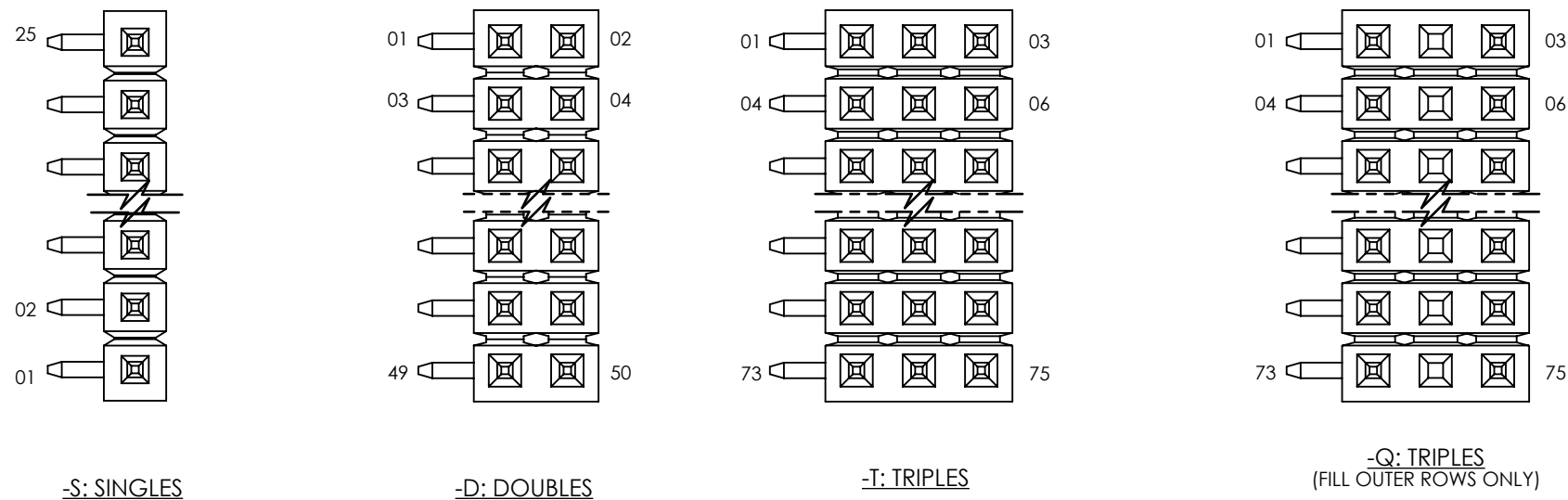
DETAIL 'A'  
(CRIMP DETAIL)  
(TYP ALL CRIMPS)

FIG 5

<p>• PROPRIETARY NOTE •</p> <p>THIS DOCUMENT CONTAINS CONFIDENTIAL AND PROPRIETARY INFORMATION AND ALL DESIGN, MANUFACTURING, REPRODUCTION, USE, PATENT RIGHTS AND SALES RIGHTS ARE EXPRESSLY RESERVED BY SAMTEC, INC. THIS DOCUMENT SHALL NOT BE DISCLOSED, IN WHOLE OR PART, TO ANY UNAUTHORIZED PERSON OR ENTITY NOR REPRODUCED, TRANSFERRED OR INCORPORATED IN ANY OTHER PROJECT IN ANY MANNER WITHOUT THE EXPRESS WRITTEN CONSENT OF SAMTEC, INC.</p>	
<p>DO NOT SCALE DRAWING</p> <p>SHEET SCALE: 4:1</p>	
<p>DESCRIPTION:</p> <p>ASSEMBLY, .025[.64] SQ. POST TERMINAL STRIP</p> <p>DWG. NO.</p> <p>MTSW-XXX-XX-X-X-XXXX-XX-XXX</p>	
BY: PURVIS	02/17/1987
SHEET 4 OF 6	



-1 = .100 TERMINAL SPACING



-2 = .200 TERMINAL SPACING

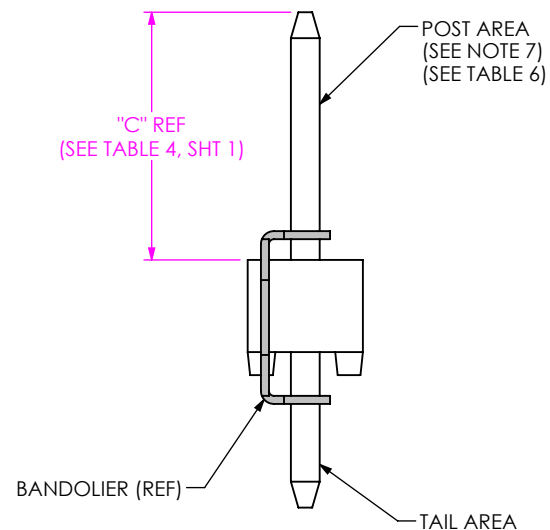
FIG 6  
POLARIZATION  
(STRAIGHT & RA VERSIONS)

<p>• PROPRIETARY NOTE •</p> <p>THIS DOCUMENT CONTAINS CONFIDENTIAL AND PROPRIETARY INFORMATION AND ALL DESIGN, MANUFACTURING, REPRODUCTION, USE, PATENT RIGHTS AND SALES RIGHTS ARE EXPRESSLY RESERVED BY SAMTEC, INC. THIS DOCUMENT SHALL NOT BE DISCLOSED, IN WHOLE OR PART, TO ANY UNAUTHORIZED PERSON OR ENTITY NOR REPRODUCED, TRANSFERRED OR INCORPORATED IN ANY OTHER PROJECT IN ANY MANNER WITHOUT THE EXPRESS WRITTEN CONSENT OF SAMTEC, INC.</p>		<p>520 PARK EAST BLVD, NEW ALBANY, IN 47150 PHONE: 812-944-6733 FAX: 812-948-5047 e-Mail info@SAMTEC.com code 55322</p>	
DO NOT SCALE DRAWING			DESCRIPTION: ASSEMBLY, .025[.64] SQ. POST TERMINAL STRIP
SHEET SCALE: 4:1			DWG. NO. MTSW-XXX-XX-X-X-XXXX-XX-XXX
			BY: PURVIS 02/17/1987 SHEET 5 OF 6

TABLE 6

LEAD STYLE	NUMBER OF BAND MARKS ALLOWED IN POST AREA		
	PIN #1	PIN #2	PIN #3
*-05	1	N/A	N/A
-06	1	N/A	N/A
-07	1	1	1
-07-RA	0	0	0
-08	2	2	2
-08-RA	0	0	0
-08-RE	0	0	0
*-09	2	2	2
*-09-RA	1	0	0
*-09-RE	0	0	0
*-10	2	2	2
*-10-RA	1	0	0
*-10-RE	0	0	0
*-11	2	2	2
*-11-RA	1	0	0
*-11-RE	0	0	0
*-12	2	2	2
*-12-RA	1	0	0
*-12-RE	0	0	0
*-13	2	2	N/A
*-13-RA	1	0	N/A
*-13-RE	0	0	N/A
*-21	2	N/A	N/A
*-21-RA	1	N/A	N/A
*-21-RE	0	N/A	N/A
-22	2	2	2
*-22-RA	1	0	0
*-22-RE	0	0	0
-23	2	N/A	N/A
-23-RA	0	N/A	N/A
-24	2	N/A	N/A
-24-RA	0	N/A	N/A
*-27	2	N/A	N/A
*-27-RA	1	N/A	N/A
*-27-RE	0	N/A	N/A
*-28	2	2	N/A
*-28-RA	1	0	N/A
*-28-RE	0	0	N/A

\* PINS TO BE FLIPPED OPPOSITE OF SELECTIVE PLATING BEFORE BEING INSERTED



IN PROCESS 1  
-T PLATING ONLY

• PROPRIETARY NOTE •  
THIS DOCUMENT CONTAINS CONFIDENTIAL AND PROPRIETARY INFORMATION AND ALL DESIGN, MANUFACTURING, REPRODUCTION, USE, PATENT RIGHTS AND SALES RIGHTS ARE EXPRESSLY RESERVED BY SAMTEC, INC. THIS DOCUMENT SHALL NOT BE DISCLOSED, IN WHOLE OR PART, TO ANY UNAUTHORIZED PERSON OR ENTITY NOR REPRODUCED, TRANSFERRED OR INCORPORATED IN ANY OTHER PROJECT IN ANY MANNER WITHOUT THE EXPRESS WRITTEN CONSENT OF SAMTEC, INC.

**samtec**

520 PARK EAST BLVD, NEW ALBANY, IN 47150  
PHONE: 812-944-6733 FAX: 812-948-5047  
e-Mail: info@SAMTEC.com code 55322

DO NOT SCALE DRAWING

SHEET SCALE: 4:1

DESCRIPTION:  
ASSEMBLY, .025[.64] SQ. POST TERMINAL STRIP

DWG. NO.  
**MTSW-XXX-XX-X-X-XXXX-XX-XXX**

BY: PURVIS 02/17/1987 SHEET 6 OF 6